



IPNext350™

Hybrid IP-PBX System

High Performance Hybrid IP-PBX Solution

NAT Traversal Service for SIP Port Blocking Issue Solving



AddPac

AddPac Technology

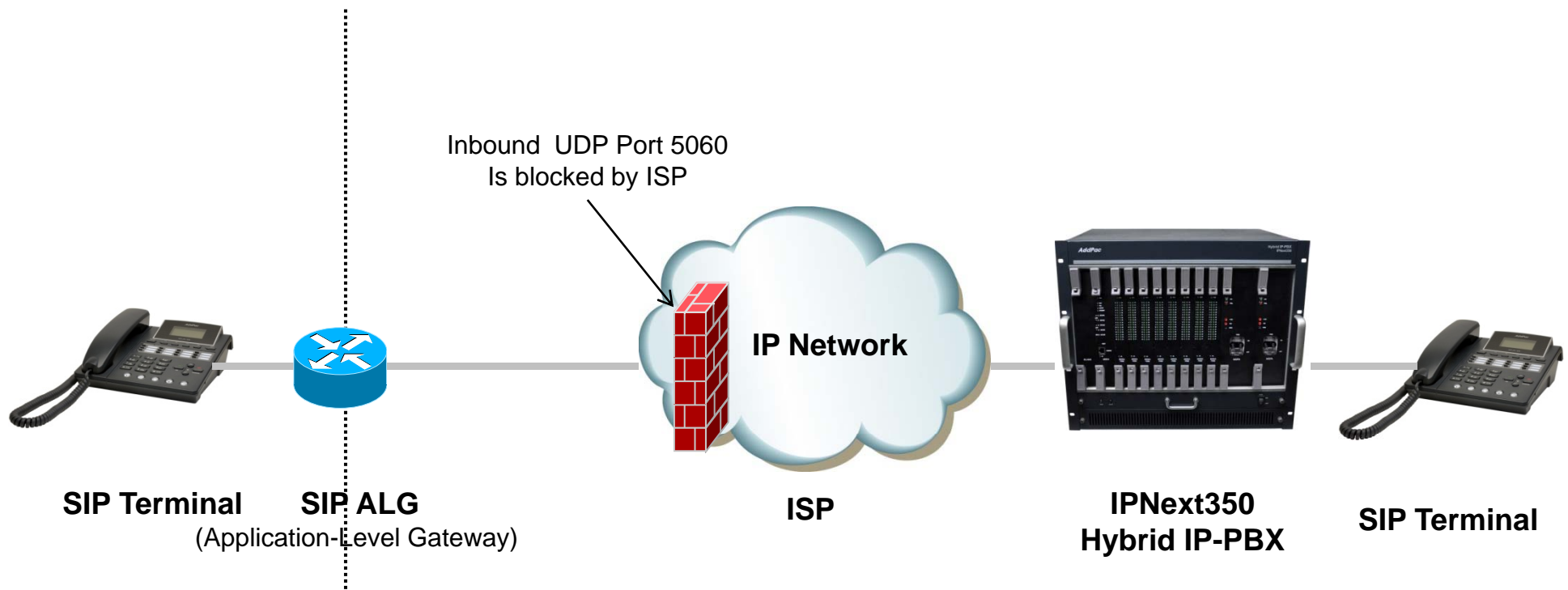
2012, Sales and Marketing

www.addpac.com

Contents

- Network Diagram
- IP Telephony Service Environment
- NAT Traversal Service
 - Call Established Mode
 - Change Session Mode
- Smart Multimedia Manager Configuration

Network Environment

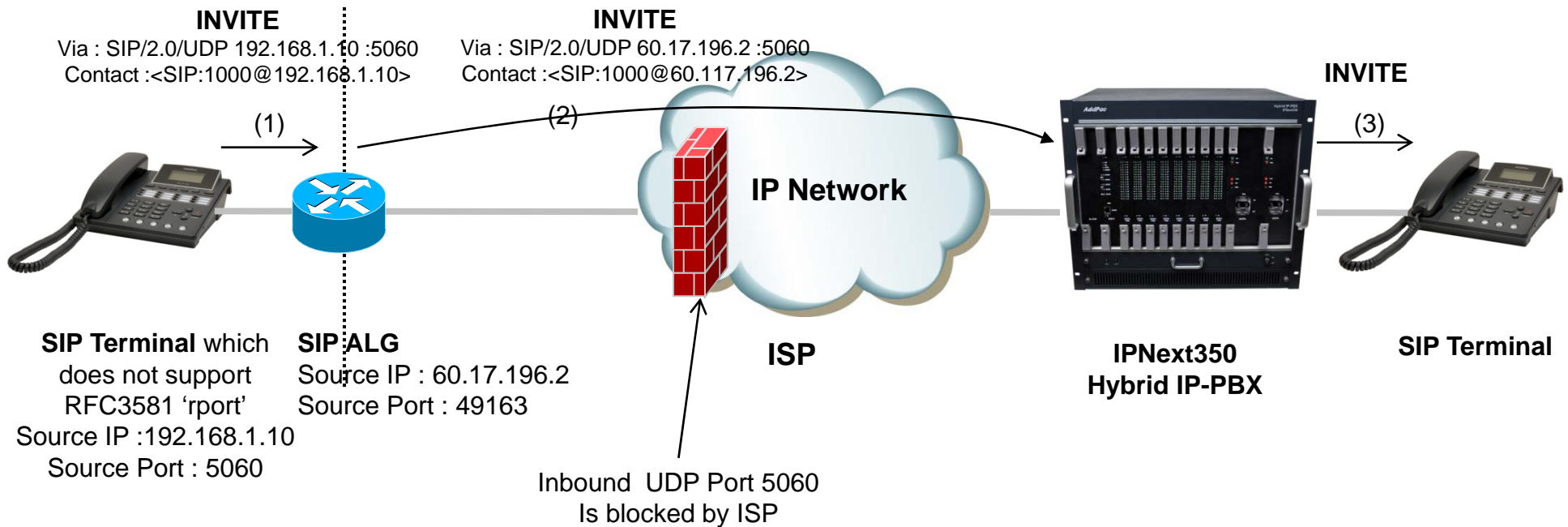


IP Telephony Service Network Environment

- Terminal : IP Phone, VoIP Gateway, etc
 - Located below the NAT
 - Do not support RFC3581 (An Extension to the SIP for Symmetric Response Routing)
- NAT : SOHO Router
 - SIP ALG(Application-level gateway)
 - Replace IP in "Via" header with the public IP and port
 - Replace "Contact" with mapped public IP and port
 - Replace SDP media address with public IP and port
 - In some network environments, the SIP ALG replace “Contact” port in REGISTER message only. It’s caused by wrong configuration or abnormal operation.
- Network : ISP Network
 - Inbound UDP port 5060 is blocked by local ISP

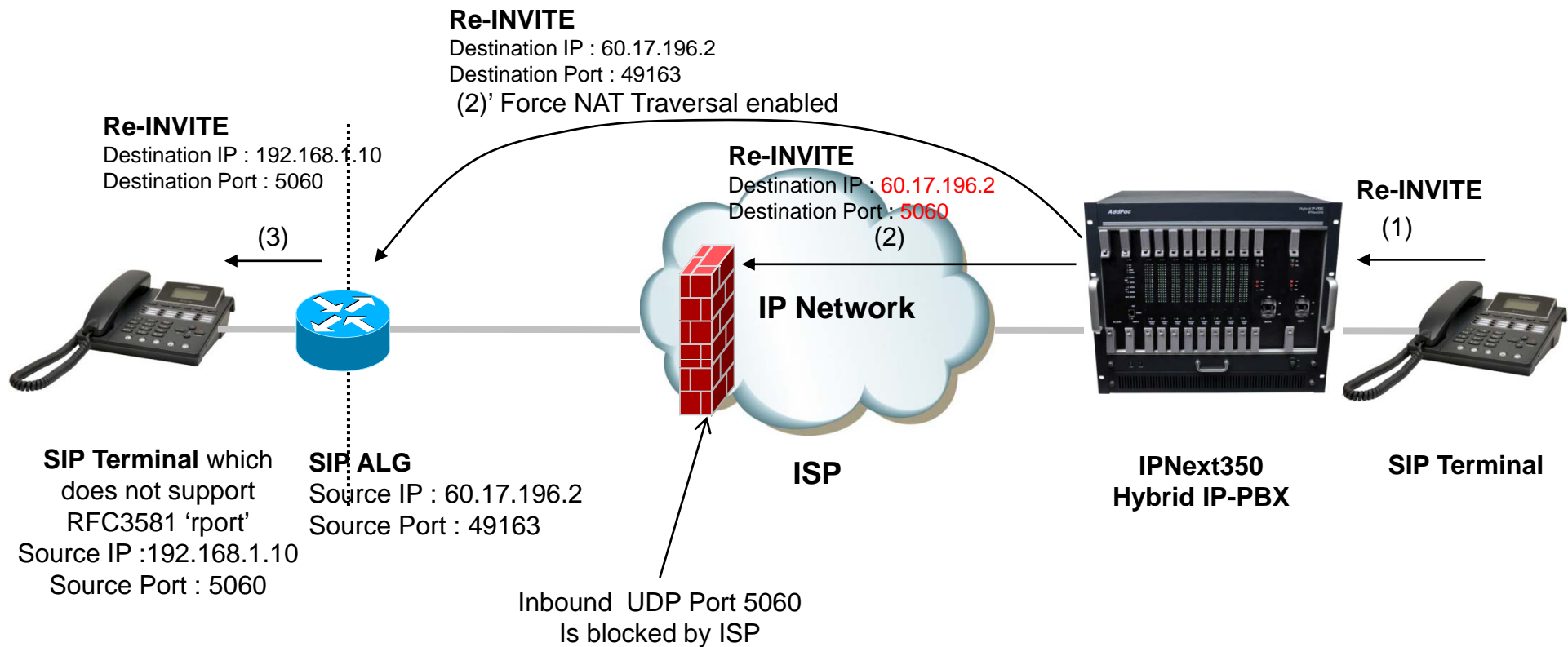
NAT Traversal Service

[Call Established]



NAT Traversal Service

[Change Session]



Smart Multimedia Manager Configuration

- Smart Multimedia Manager
 - Device Management
 - Devices
 - Server
 - » (IPNext) Properties
- Check 'Force NAT Traversal' option

The screenshot shows the 'Server Properties' dialog box with the 'SIP' tab selected. The 'Options' sub-tab is also active. The configuration includes the following fields and options:

Retry Count	5	(1-10)
Retry Timeout	500	(100-4000 msec)
Invite Expire Timeout	180	(5-600 sec)
Register Expire Timeout	0	(0-86400 sec)
Minimum Session Expire	1800	(30-86400 sec)

Response

Response Type	Default
SDP Type	Default

Transport Type

UDP TCP

Force NAT Traversal

Buttons: Ok, Cancel



Thank you!

AddPac Technology Co., Ltd.
Sales and Marketing

Phone +82.2.568.3848 (KOREA)

FAX +82.2.568.3847 (KOREA)

E-mail sales@addpac.com