

# GSM SOHO Gateway Function Overview



***AddPac***

**AddPac Technology**

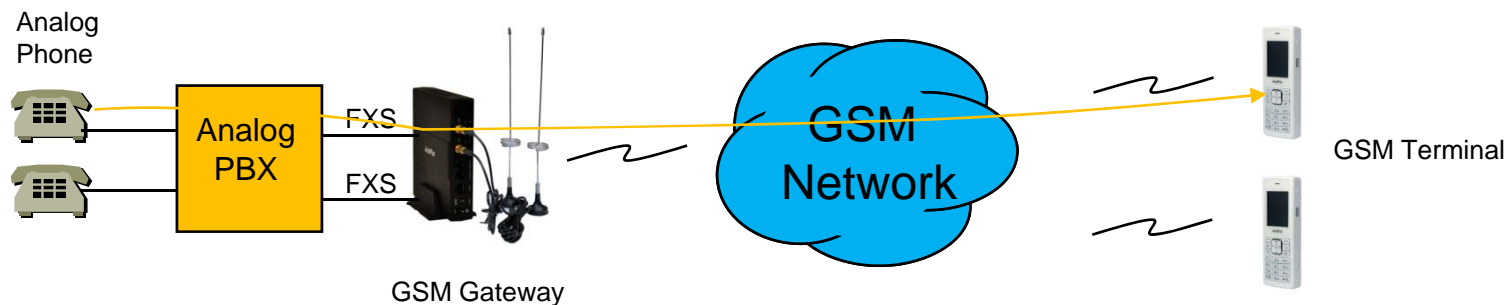
2010, Sales and Marketing

[www.addpac.com](http://www.addpac.com)


# Contents

- GSM Outbound Call
- GSM Inbound Call
- VoIP to GSM Outbound Call
- VoIP to GSM Inbound Call
- GSM Inbound Black / White list
- VoIP to GSM Black / White list
- WEB Callback Service
- Callback Service
- LCR(Least Cost Routing)
- GSM Messaging Service
- Radius Server Interoperability
- PIN Code Protection

# GSM Outbound Call



## One(1) Stage Call



## Two(2) Stage Call



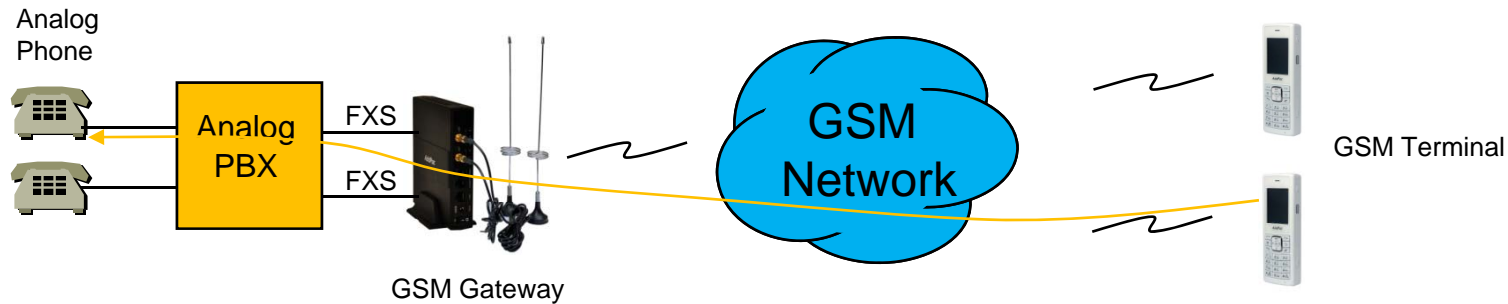
### Outbound Call (1 Stage)

: Making call to mobile phone from analog phone connected to FXS directly.


### Outbound Call (2 Stage)

: Making call to mobile phone from analog phone connected to FXS after hearing of 2<sup>nd</sup> dial tone from AddPac GSM Gateway

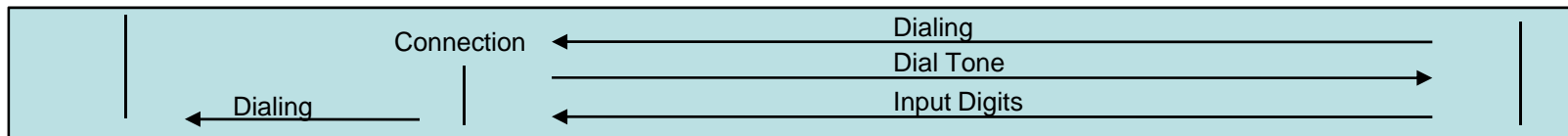
# GSM Inbound Call



## 1 Stage Call (Baby Call)



## 2 Stage Call



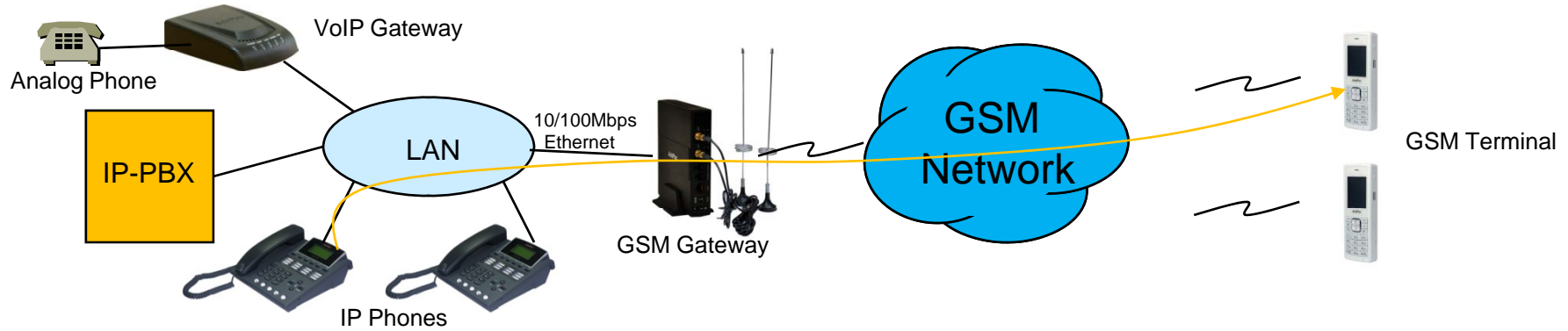
Inbound Call (1 Stage) – Baby Call

: Making call to analog phone connected to FXS directly

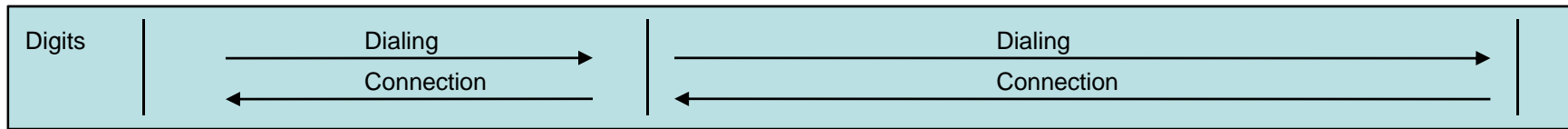
Inbound Call (2 Stage)

: Making call to analog phone connected to FXS after hearing of 2<sup>nd</sup> dial tone from AP-GS1002

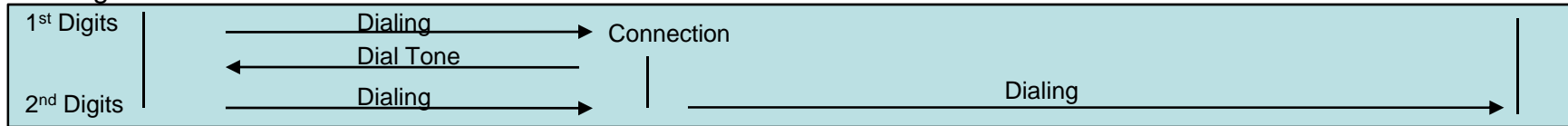
# VoIP to GSM Outbound Call



## 1 Stage Call



## 2 Stage Call



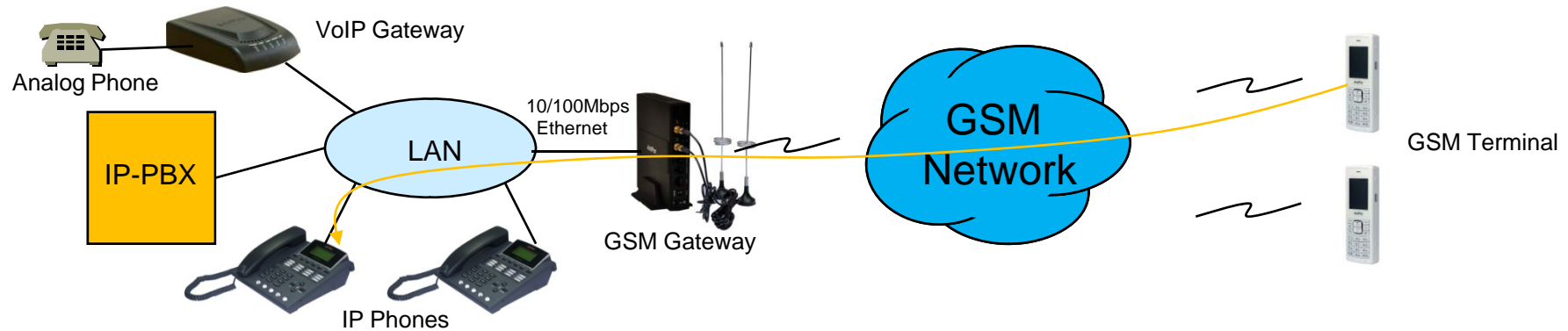
### Outbound Call (1 Stage)

: Making call to mobile phone from analog phone connected to VoIP gateway or IP Phone directly

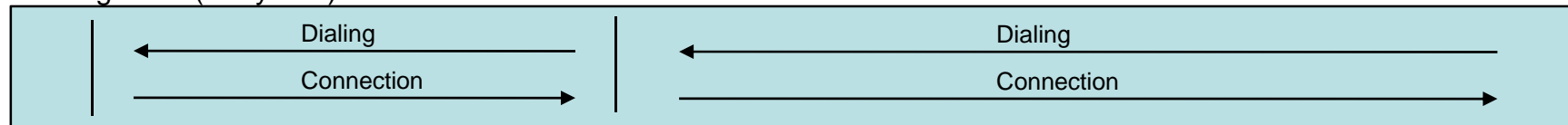
### Outbound Call (2 Stage)

: Making call to mobile phone from analog phone connected to VoIP gateway after hearing of 2<sup>nd</sup> dial tone from GSM Gateway

# VoIP to GSM Inbound Call



## 1 Stage Call (Baby Call)



## 2 Stage Call



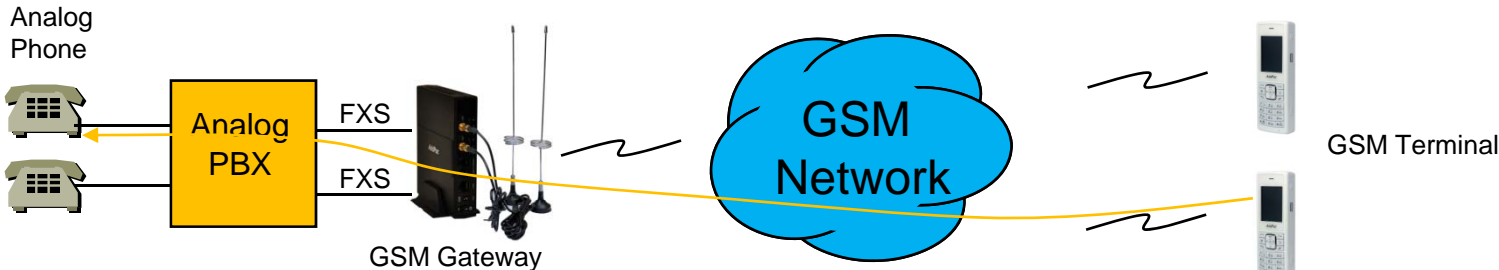
Inbound Call (1 Stage) – Baby Call

: Making call to IP phone in VoIP network directly.

Inbound Call (2 Stage)

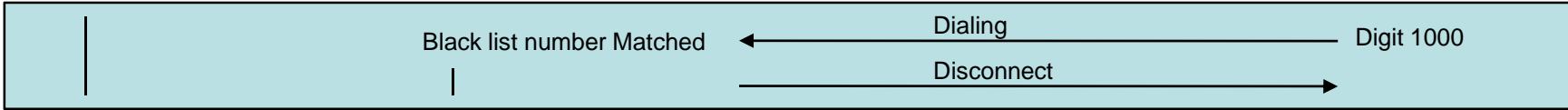
: Making call to IP phone in VoIP network after hearing of 2<sup>nd</sup> dial tone from GSM Gateway

# GSM Inbound Call Black / White list

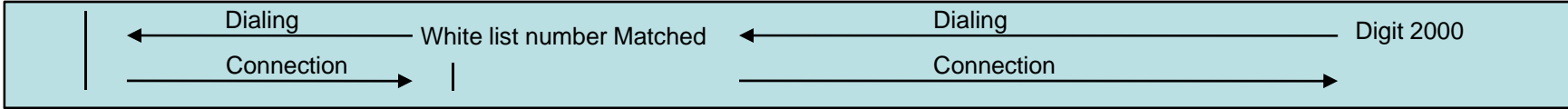


Black list	1000
White list	2000

### Black list



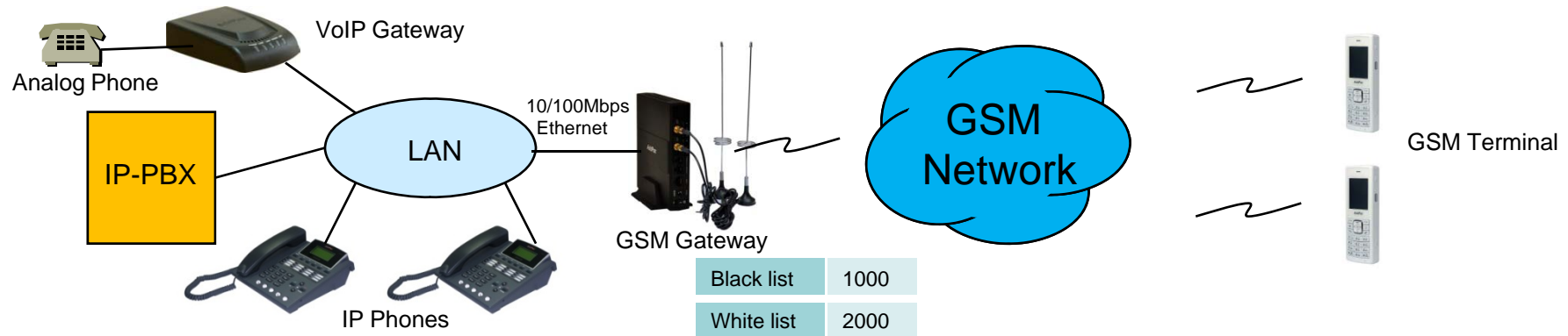
### White list



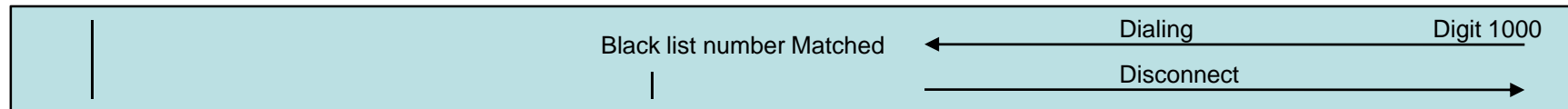
**Black list**  
: The number on black list is restricted to receive call.

**White list**  
: The only number on white list is allowed to receive call

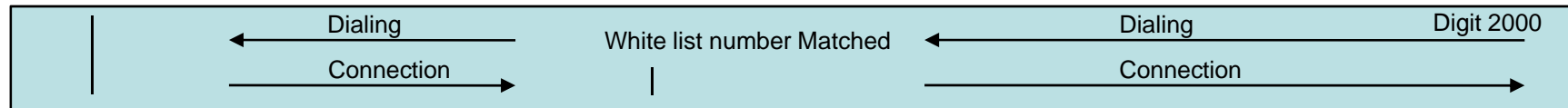
# VoIP to GSM Black / White list



## Black list



## White list



## Black list

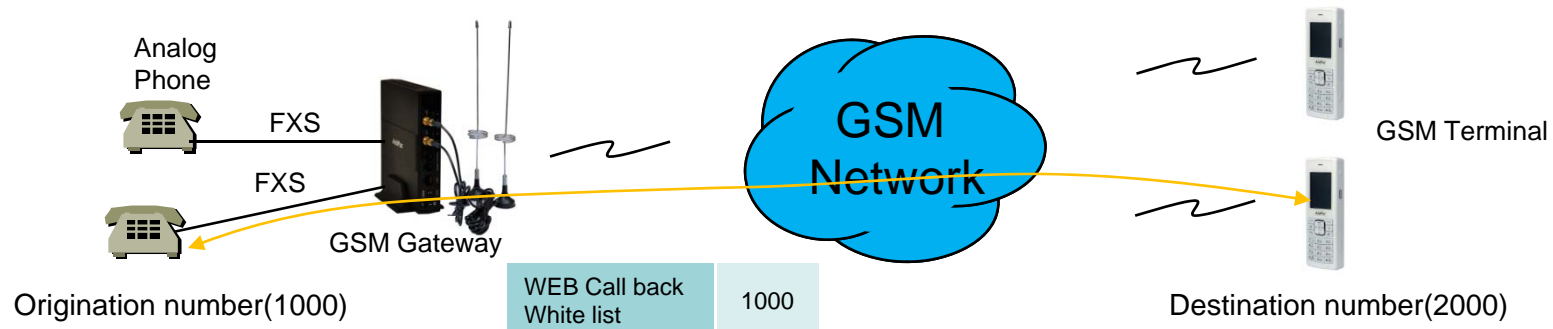
: The number on black list is restricted to receive call.

## White list

: The only number on white list is allowed to receive call



# WEB Callback Service



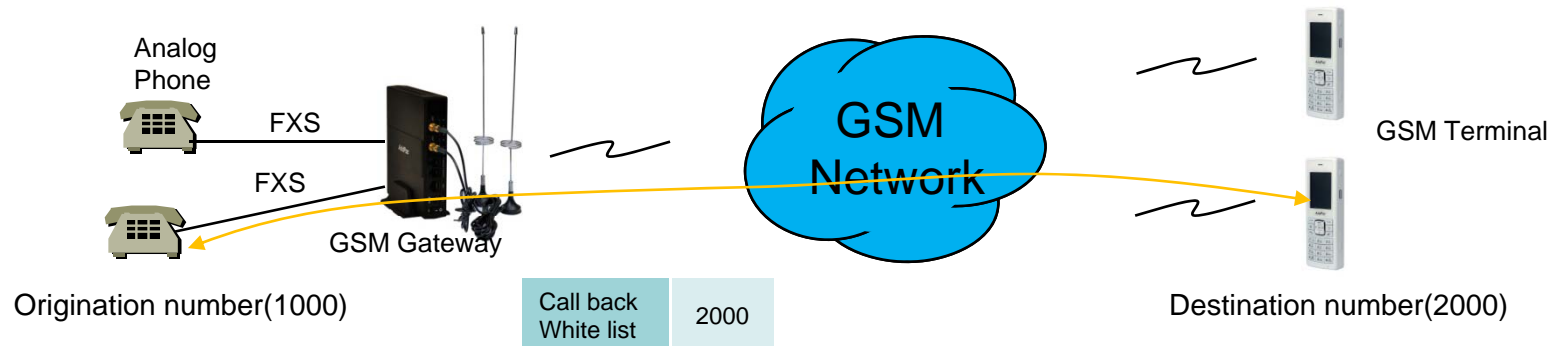
## WEB Callback Service




## WEB Callback Service

- : The remote call is made by user's control by WEB Interface.
- The WEB callback number on white list must be the same of source number.

# GSM Callback Service



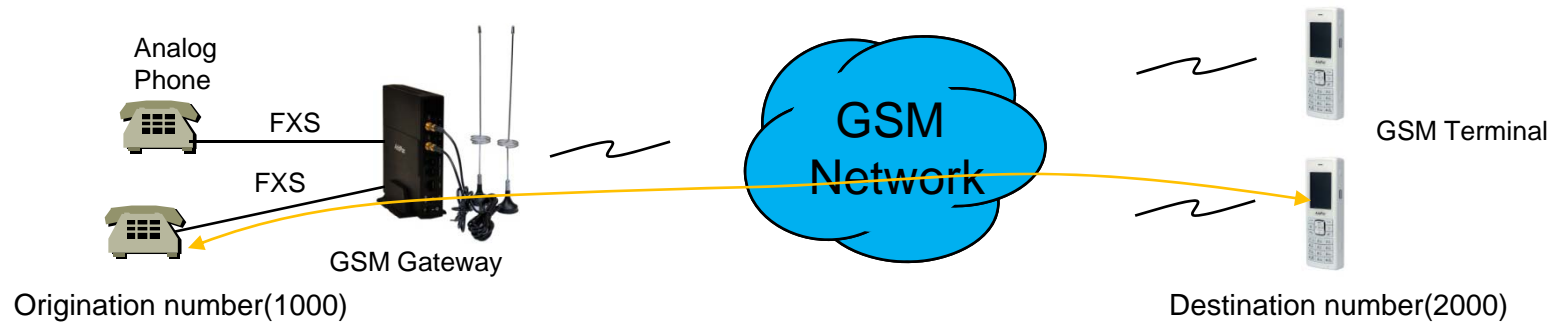
## GSM Callback Service



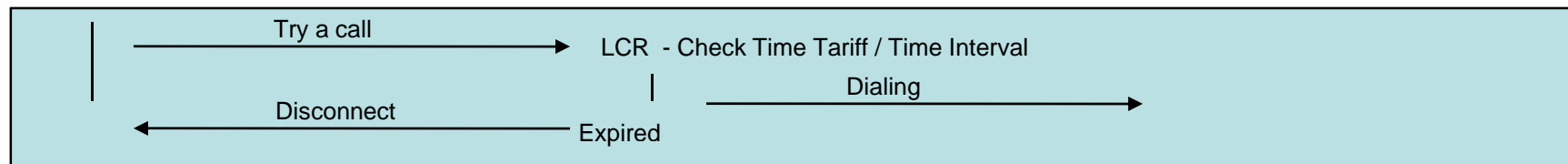
## GSM Callback Service

: When the user on the callback white list makes call, GSM Gateway disconnects it and makes call back to the user

# LCR(Least Cost Routing)



LCR(Least Cost Routing)



GSM LCR Time Interval

: The only registered user is allowed to use GSM call in the rule of date, week, and time

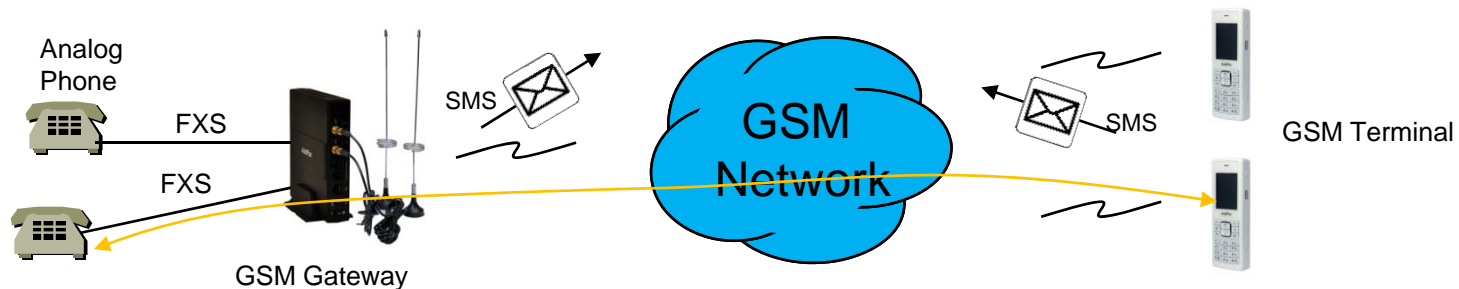
GSM LCR Time Tariff

: User is able to check remained time, used time listed on LCR, etc

GSM LCR Simulator

: GSM Gateway supports virtual call simulation used on WEB

# GSM Messaging Service



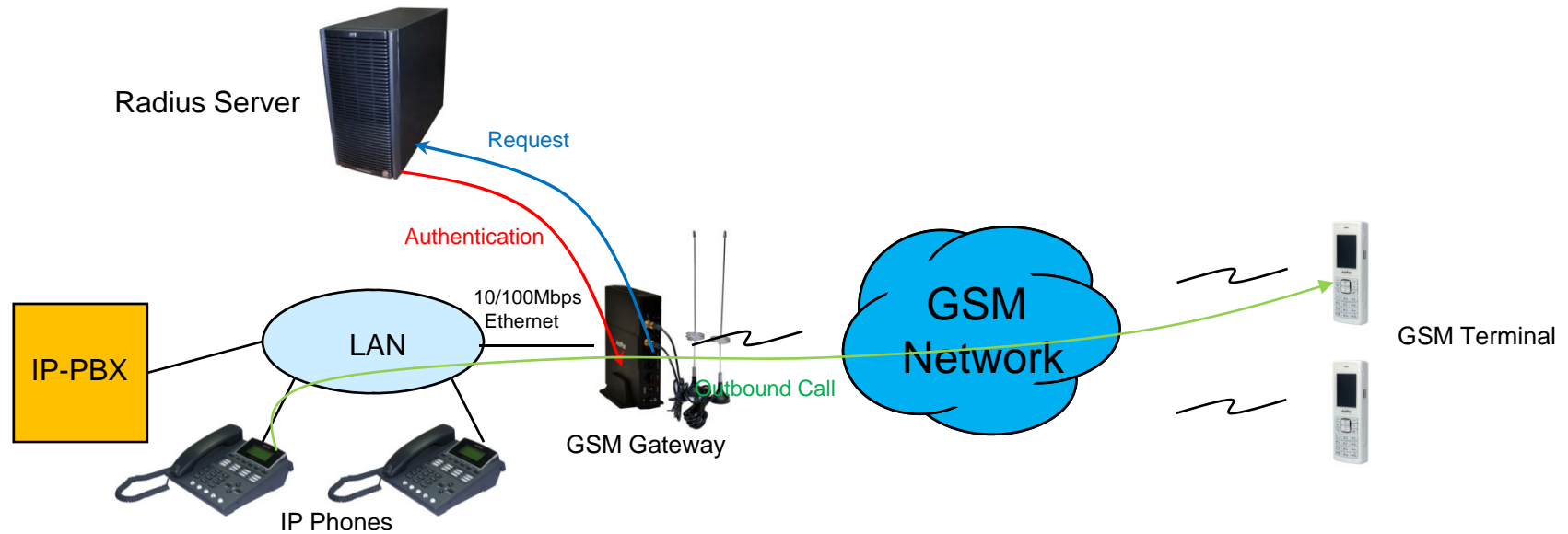
## GSM Messaging Service

- : SMS is able to send and receive by GSM Gateway's WEB Interface
- : English, Korean, Spanish, Russian, Portuguese

## USSD

- : In case of using Pre-paid SIM card, checking and recharging is allowed by GSM Gateway

# Radius Server Interoperability



Radius Server Interoperability  
: When billing system is required, GSM gateway supports radius server interoperability

# GSM SOHO Gateway Series

# Thank you!

**AddPac Technology Co., Ltd.**  
Sales and Marketing

Phone +82.2.568.3848 (KOREA)

FAX +82.2.568.3847 (KOREA)

E-mail [sales@addpac.com](mailto:sales@addpac.com)