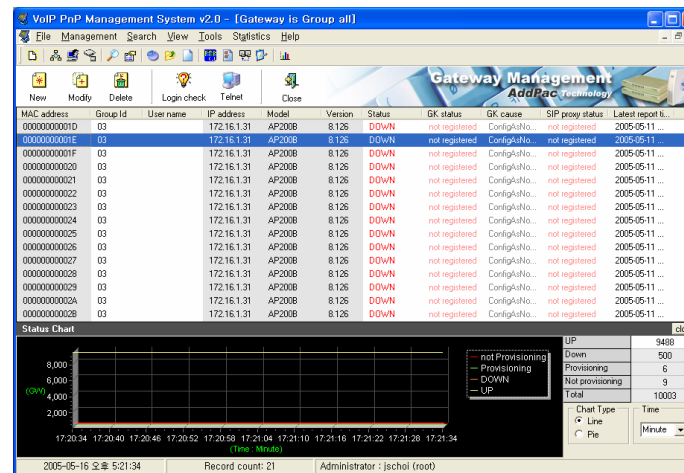




AP-VPMS

VoIP Plug & Play Management System
Next Generation Large Scale VoIP Equipment
Management Solution



AddPac

AddPac Technology

Sales and Marketing

www.addpac.com

AP-VPMS

VoIP Plug & Play Management System

- **Product Overview**
- **Network Diagram**
- **Hardware Specification**
- **Software Requirement**
- **AP-VPMS GUI (Example)**
- **System Performance Evaluation**
- **Ordering Information**

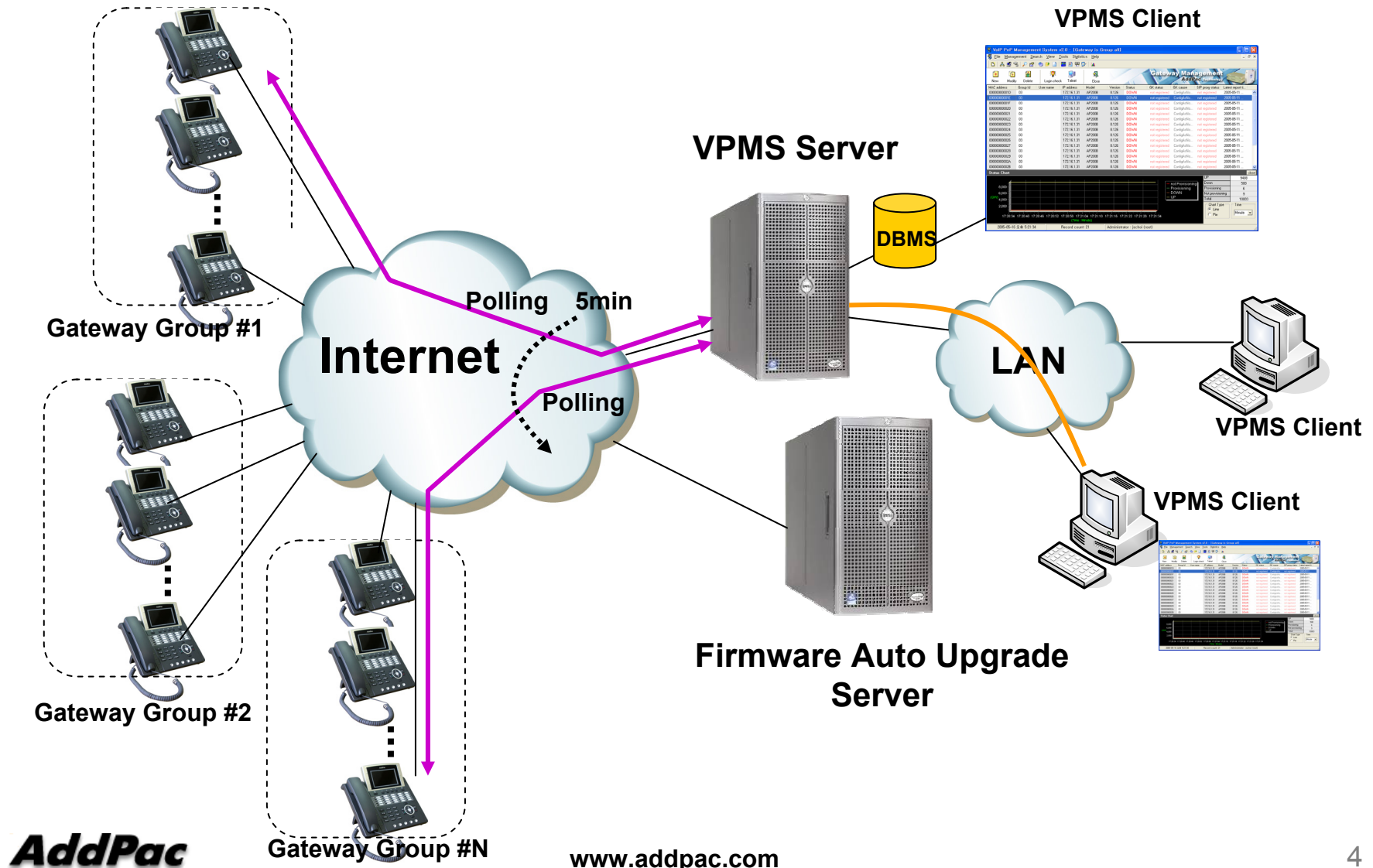
Product Overview

AP-VPMS VoIP Plug & Play Management System

- Powerful Management and User Friendly Features
- Graphical VoIP Gateway Plug & Play Manager
- Stability and Reliability Management System
- CLI Interface for Detailed Control
- VPMS Function List
 - Auto Initial Config and Installation
 - Gateway Status Monitoring & Analysis
 - Auto Firmware Upgrade
 - Gateway Management
(Registration, Modification, Search, Delete, Filtering, etc)
 - Account Management
 - Group Management
 - Event Log View
 - Gateway Status Report

Network Diagram

AP-VPMS VoIP Plug & Play Management System



Product Highlights

AP-VPMS VoIP Plug & Play Management System

VoIP Plug & Play Management

Window 2000 Server Platform
(VPMS Server)

Commercial H/W Platform
(PC, Server Platform)

JAVA & MS-SQL
Server (DBMS)

Server-Client
Architecture

Gateway
Status Report

Gateway Management
(Registration, etc)

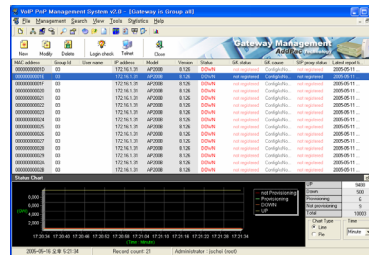
Gateway
Status Monitoring

Gateway
Auto Firmware Upgrade

Gateway Event Log

Account Management

Gateway
Group Management



Hardware Specification

AP-VPMS VoIP Plug & Play Management System


A square logo with a dark blue background and a light blue border. The text "RISC" is positioned above "CPU" in white, sans-serif font.

- **Commercial H/W Platform**
(Dell Server, Desktop PC, etc)
- **AP-VPMS Server H/W Requirement(1,000Ea)**
 - CPU : Intel Pentium 4 1GHz (minimum)
 - MEMORY : 1GByte(minimum)
 - HDD : 40GB
 - OS : Window 2000 Server
- **AP-VPMS Client H/W Requirement**
 - CPU : Intel Pentium Series
 - MEMORY : 256Mbyte, 128Mbyte (minimum)
 - OS : Window XP, Window 2000, Window 9x,etc

Software Requirement

AP-VPMS VoIP Plug & Play Management System

- **DataBase : MS-SQL server 2000 (standard)**
- **Auto-upgrade server :Windows2000 server (IIS, FTP)**
- **VPMS Server :Java JRE 1.4.1(download), VPMS server**
- **VPMS Client :VPMS client**
- **Others : TeraTerm Pro 2.3 (freeware download)**





AP-VPMS GUI Example

Model Management (Example)

AP-VPMS VoIP Plug & Play Management System

The screenshot displays the 'VoIP PnP Management System v2.0 - [Group Summary]' window. A 'Gateway Model Management' dialog box is open, showing a list of gateway models: AP1100_S404, AP200B, and AP200C. The dialog includes input fields for 'Model name', 'Slot count', and 'Slot / Port count', along with 'New', 'Delete', 'Ok', and 'Close' buttons.

The background window shows a table with the following data:

No	Group Id	Group name	GW UP
1	01	Sungnam	11
2	02	Seoul	6634
3	03	Kangnam	0
4	04	Seocho	1782
5	05	kwanak	1001

Below the table, there is a 'Select management' dropdown set to 'Gateway'. A search section includes a 'Search Define' list with '1. MAC address' selected, and a 'Search' button. The status bar at the bottom shows the date '2005-05-17 오후 1:46:11', 'Record count: 5', and 'Administrator : jschoi (root)'.

Equipment Filter Search (Example)

AP-VPMS VoIP Plug & Play Management System

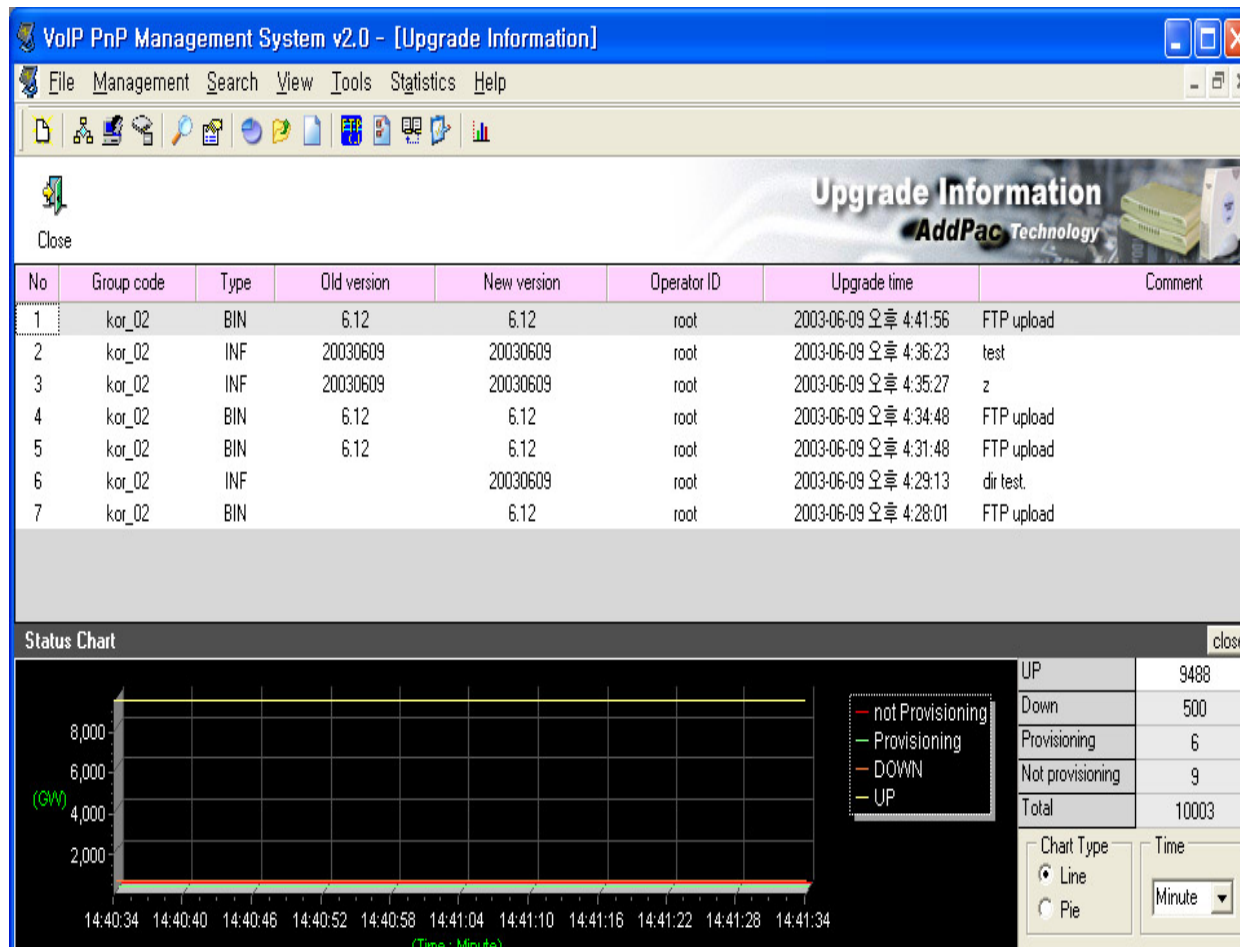
The screenshot displays the 'VoIP PnP Management System v2.0 - [Group Summary]' interface. It features a menu bar (File, Management, Search, View, Tools, Statistics, Help) and a toolbar. The main content area includes a table of group statistics, search filters, and a status chart.

No	Group Id	Group name	GW UP	GW Down	GW Provisioning	GW Not provision	GK Register	GK not Register	SIP Register	SIP not Register	Group all
1	01	Sungnam	11	3	0	2	1	15	0	16	16
2	02	Seoul	6694	474	0	0	6688	480	0	7168	7168
3	03	Kangnam	0	21	0	0	0	21	0	21	21
4	04	Seocho	1782	2	6	7	1797	0	0	1797	1797
5	05	kwanak	1001	0	0	0	1001	0	0	1001	1001

Below the table, there is a 'Select management' dropdown set to 'Gateway' and a 'close' button. The search section includes a 'Search Define' area with five filter slots, a 'Sort Type' section with 'Ascending' selected, and a 'Search' button. A 'Status Chart' is located at the bottom, showing a line graph of GW status over time. A legend indicates: not Provisioning (red), Provisioning (green), DOWN (orange), and UP (blue). A summary table on the right shows: UP (9488), Down (500), Provisioning (6), Not provisioning (9), and Total (10003). The chart type is set to 'Line' and the time interval is 'Minute'. The footer shows the date '2005-05-17 오전 10:14:35', 'Record count: 5', and 'Administrator : jschoi (root)'.

Firmware Upgrade (Example)

AP-VPMS VoIP Plug & Play Management System



Event Log (Example)

AP-VPMS VoIP Plug & Play Management System

Date_Time	IP address	Category	Event
2005-05-12 오후 8:41:00	172.16.1.31	Gatekeeper	Gateway REQUEST
2005-05-12 오후 8:41:00	172.16.1.31	Gateway	Gateway RESPONSE
2005-05-12 오후 8:40:00	172.16.1.31	Gateway	
2005-05-12 오후 8:40:00	172.16.1.31	Gateway	
2005-05-12 오후 8:40:00	172.16.1.31	Gateway	
2005-05-12 오후 8:40:00	172.16.1.31	Gateway	
2005-05-12 오후 8:40:00	172.16.1.31	Gateway	
2005-05-12 오후 8:40:00	172.16.19.102	Gateway	
2005-05-12 오후 8:40:00	172.16.1.31	Gateway	
2005-05-12 오후 8:40:00	172.16.1.31	Gateway	
2005-05-12 오후 8:40:00	172.16.1.31	Gateway	
2005-05-12 오후 8:40:00	172.16.1.31	Gateway	

Category	Count
UP	9488
Down	500
Provisioning	6
Not provisioning	9
Total	10003

Chart Type: Line Pie
Time: Minute

2005-05-17 오후 2:54:07 Record count: 0 Administrator : administrator (root)

Report Preview (Example)

AP-VPMS VoIP Plug & Play Management System

Print Preview

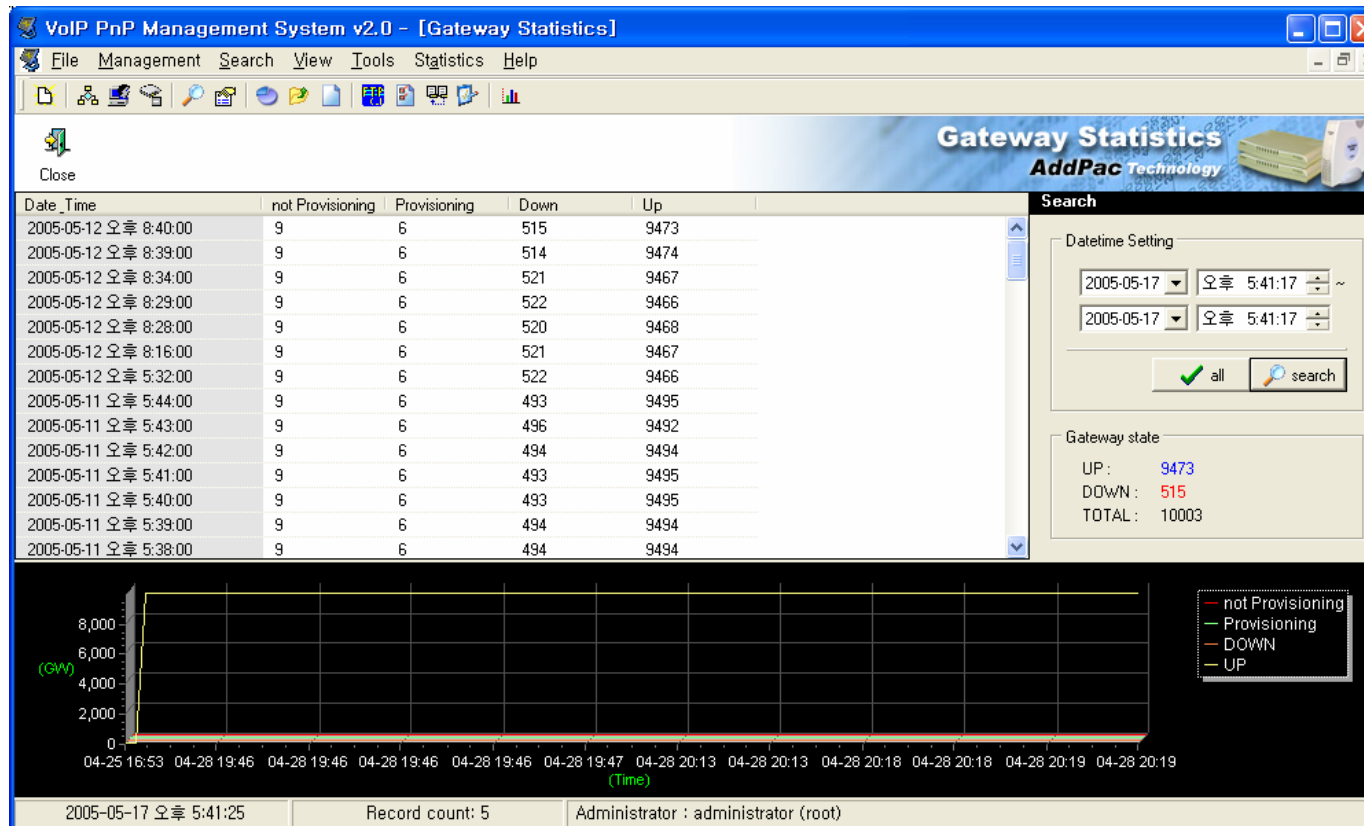
Upgrade Information Report **AddPac**

Area code	Type	Old version	New version	Operator ID	Upgrade time	comment
02	BN	ap1100rom.bin	ap1100rom.bin	root	2003-04-01 오전 10:12:47	FTPupload
02	BN	03 20 2003 2:03PM	ap1100rom.bin	root	2003-04-01 오전 10:06:37	FTPupload
02	BN	03 20 2003 2:00PM	03 20 2003 2:03PM	daw ndew	2003-03-20 오후 2:03:26	bin upgrade
area_id	part	ver_1	ver_2	operator_id	2003-03-20 오후 2:03:26	comment
02	INF		03 20 2003 1:12PM	root	2003-03-20 오후 2:03:26	rule 수정
02	INF		03 20 2003 2:00PM	daw ndew	2003-03-20 오후 2:03:26	file upload test
02	INF	03 20 2003 2:03PM	03 27 2003 3:04PM	root	2003-03-20 오후 2:03:26	
02	BN		ap1100rom.bin	root	2003-03-20 오후 2:03:26	
02	BN	ap1100rom.bin	ap3120romV6_071.bin	root	2003-03-20 오후 2:03:26	
02	INF	03 27 2003 3:04PM	03 27 2003 4:16PM	root	2003-03-20 오후 2:03:26	test
02	INF	03 27 2003 4:16PM	03 27 2003 5:53PM	root	2003-03-20 오후 2:03:26	
02	INF	03 27 2003 5:53PM	03 27 2003 5:54PM	root	2003-03-20 오후 2:03:26	Area code test 일니
02-01	INF		03 28 2003 4:52PM	root	2003-03-20 오후 2:03:26	
02-01	INF	03 28 2003 4:52PM	03 28 2003 4:52PM	root	2003-03-20 오후 2:03:26	
02-01	INF	03 28 2003 4:52PM	03 28 2003 4:53PM	root	2003-03-20 오후 2:03:26	
02-01	BN		ap1100rom.bin	root	2003-03-20 오후 2:03:26	
02-01	BN	ap1100rom.bin	ap1100rom.bin	root	2003-03-20 오후 2:03:26	
02-01	BN	ap1100rom.bin	ap1100rom.bin	root	2003-03-20 오후 2:03:26	
02	INF		03 20 2003 2:00PM	daw ndew	2003-03-20 오후 2:00:10	file upload test
02	INF		03 20 2003 1:12PM	root	2003-03-20 오후 1:12:29	rule 수정
02-01	INF	03 28 2003 4:53PM	03 28 2003 6:02PM	root		BMS client autoscri
02-01	INF	03 28 2003 6:02PM	03 28 2003 6:04PM	root		
02-01	INF	03 28 2003 6:04PM	03 28 2003 6:08PM	root		
02-01	INF	03 28 2003 6:08PM	03 28 2003 6:08PM	root		
02-01	INF	03 28 2003 6:08PM	03 28 2003 6:09PM	root		
02-01	INF	03 28 2003 6:09PM	03 28 2003 6:09PM	root		BMS client test..
02	INF	03 28 2003 7:07PM	03 28 2003 7:09PM	root		upgrade 2
02-01	BN	ap2520rom.bin	ap3120romV6_071 bin	root		FTPupload
02	INF	03 27 2003 5:54PM	03 28 2003 7:07PM	root		upgrade 1
02	INF	03 28 2003 7:09PM	03 28 2003 7:13PM	root		

Page 1 of 1

Gateway Statistics (Example)

AP-VPMS VoIP Plug & Play Management System



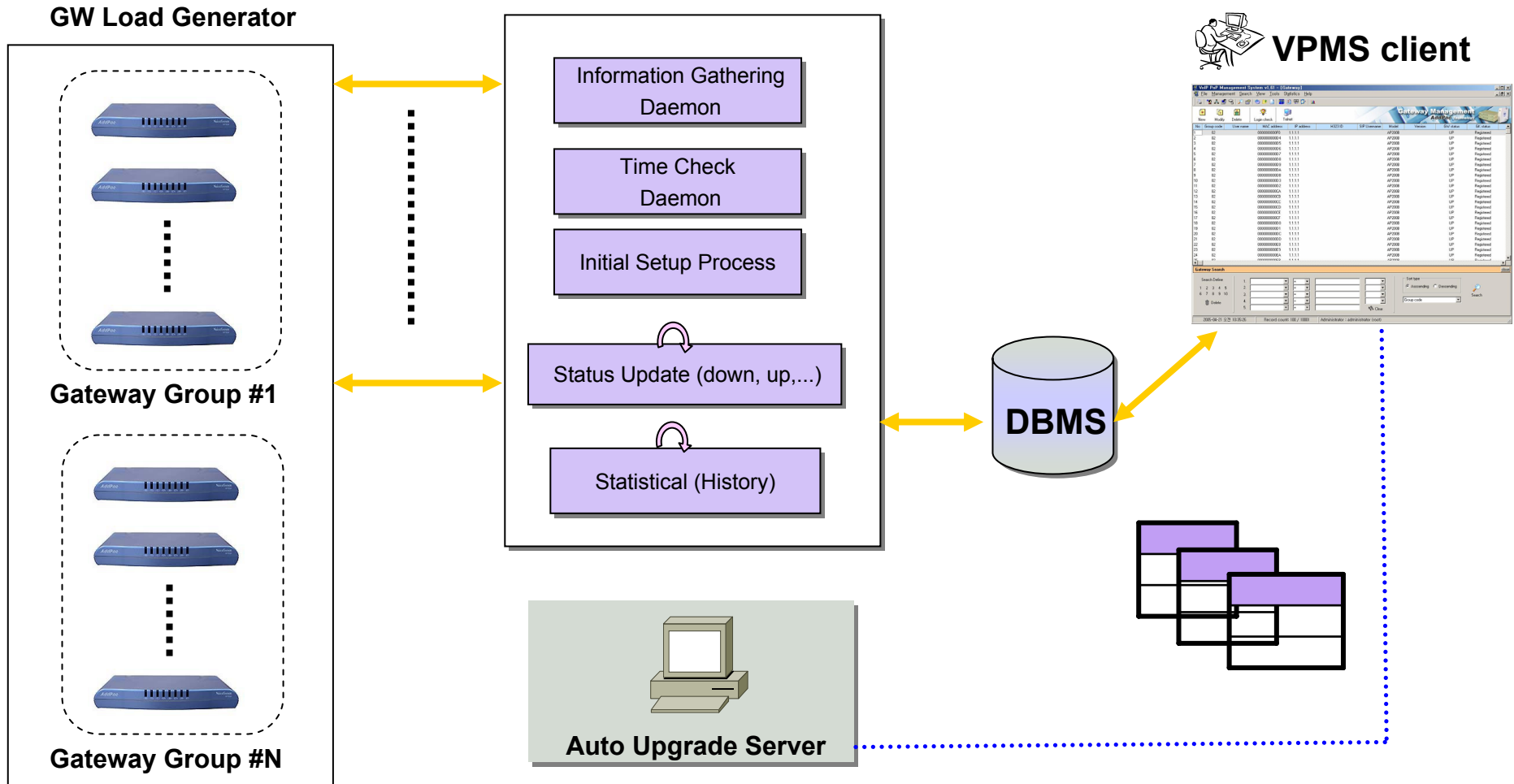


AP-VPMS Performance Analysis

System Performance Simulation Env.

AP-VPMS VoIP Plug & Play Management System

VPMS Server



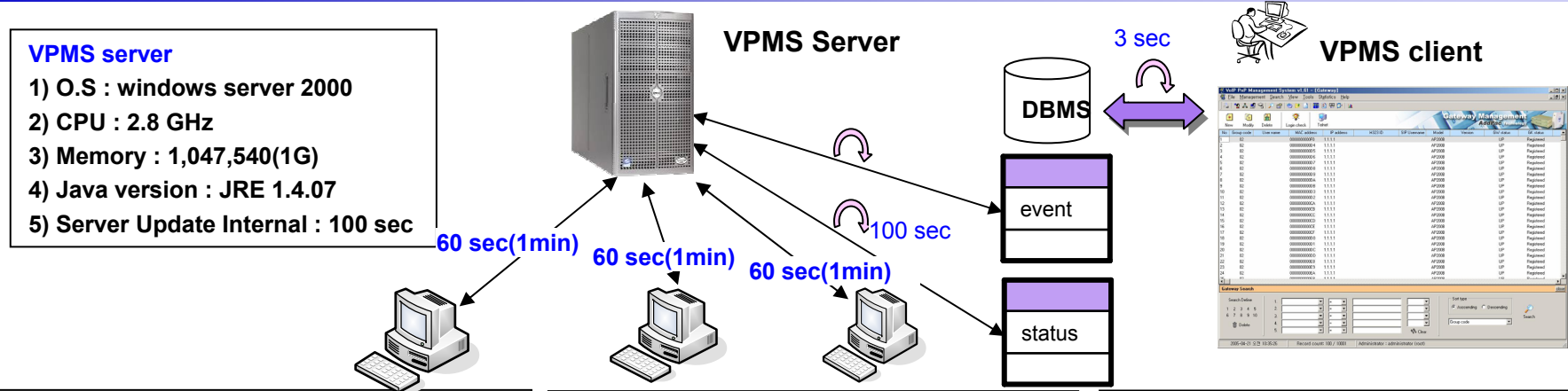
Simulation Parameters

AP-VPMS VoIP Plug & Play Management System

Item		Item	Contents		Comments
GW Simulator	Number of Gateway	machine 1	1000	Total 2000 GW, 3 machine	
		machine 2	500		
		machine 3	500		
	GW->VPMS Server	Transmission Method	Socket Type		
		Packet Type	UDP		
		Transmission Interval	60 sec		
		Packet size	63 octet (Radius Status Report)		
VPMS Server		Transmission Method	Socket Type		
		Packet Type	UDP		
		Socket Type	Non-Blocking Mode (selector)		
VPMS Client		Status Check Interval	3 sec (default value) – adjustable		
		Group Management	Maximum Depth One(1)		
DBMS (Database Mgt System)		DBMS Type	Microsoft MS SQL Server 2000 with sp3		
		Server-> DBMS Connection	JDBC Driver Type 4		
		TABLE	Total 11 Table (9 Master + 2 Hisory Data)		
		TABLE INCREMENT Rate	Management GW # = 2,000, Number of Status Change is 5 time per day		
		History Data (Table)	event	2,000 x 5 x 27(byte per event) = 270,000 = 270k/day	
	status	24 Hour / server status update Interval (ex: 60 sec) = 1,440 event per day 1,440 x 24 byte (byte per evenet) = 34,560 = 34 K/day			

Simulation Result

AP-VPMS VoIP Plug & Play Management System



GW simulator #1

- 1) O.S : windows server 2003
- 2) CPU : 3.6 GHz (Xeon CPU)
- 3) Memory : 2 G
- 4) GW# : 10 Group X 100 GW# per Group = **1000**

GW simulator #2

- 1) O.S : windows XP Home Edition with sp2
- 2) CPU : 1.69 GHz
- 3) Memory : 1 G
- 4) GW# : = 10 Group X100 GW# per Group = **500**

GW simulator #3

- 1) O.S : windows server 2003 Enterprise Ed.
- 2) CPU : centrino 1.4 G
- 3) Memory : 256 M
- 4) GW# : = 10 Group X100 GW# per Group = **500**

Item	Start	End	Comments
Time	D-2 16:35 min	D+0 09:35 min	Duration = 65 hrs
CPU	2% under	2 % under	
Memory	12,136 KB(12 M)	13,368 KB (13 M)	
GW down (data loss)	Not Occurred		
History table	Number of Event Table : 103,174, Number of GW status : 9,721		
VPMS Server Setting	1) socket receiver buffer : 5,000,000 byte(5M), 2) socket type : Non-Blocking (Selector)		
VPMS Client (Test Result)	1) Memory : OK (No Leaked), 2) Program Termination (abnormal, normal) : OK, 3) Program Processing Speed : OK (No Delay) 4) if Polling Interval is 5 min or longer than 5min, GWs more than 10000 Ea are supported or controlled by VPMS		

Ordering Information

- **AP-VPMS VoIP Plug & Play Management S/W**
 - VPMS Server Program
 - VPMS Client Program
- **Including 1 Year Hardware Warranty**
- **Product Documents**
 - Install and Operation Guide (PDF)
- **Pricing**
 - AddPac Technology Regional Sales Manager
 - Authorized Sales and Marketing Representatives
 - Please Contact www.addpac.com

AP-VPMS VoIP Plug & Play Management

Thank you!

AddPac Technology Co., Ltd.
Sales and Marketing

Phone +82.2.568.3848 (KOREA)

FAX +82.2.568.3847 (KOREA)

E-mail:sales@addpac.com