

GSM Gateway Function Overview

AP-GSM1002 (2-Port)



AP-GSM1004 (4-Port)



AP-GSM1001 (1-Port)

AddPac

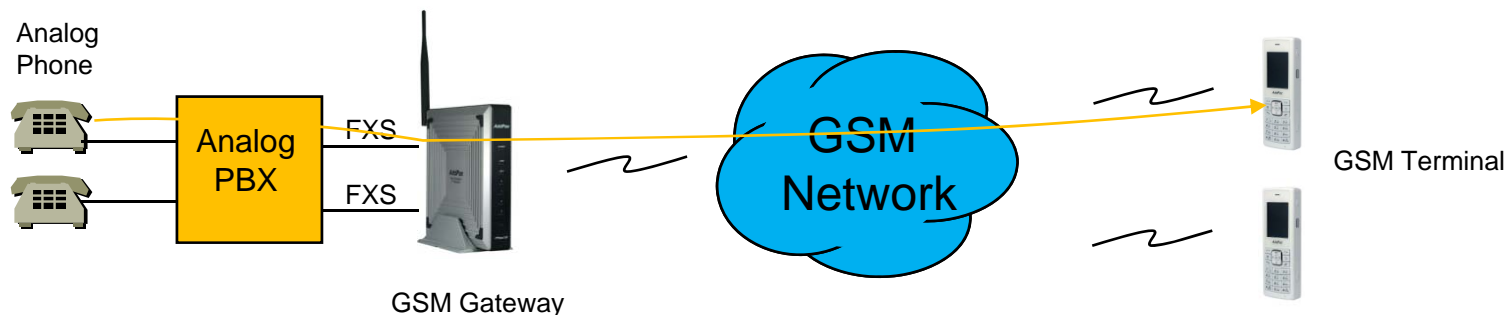
AddPac Technology

2010, Sales and Marketing

Contents

- GSM Outbound Call
- GSM Inbound Call
- VoIP to GSM Outbound Call
- VoIP to GSM Inbound Call
- GSM Inbound Black / White list
- VoIP to GSM Black / White list
- WEB Callback Service
- Callback Service
- LCR(Least Cost Routing)
- BTS(Base Terminal Station) Control
- GSM BCCH Cell Monitoring
- GSM Messaging Service
- Radius Server Interoperability
- PIN Code Protection


GSM Outbound Call



One(1) Stage Call



Two(2) Stage Call



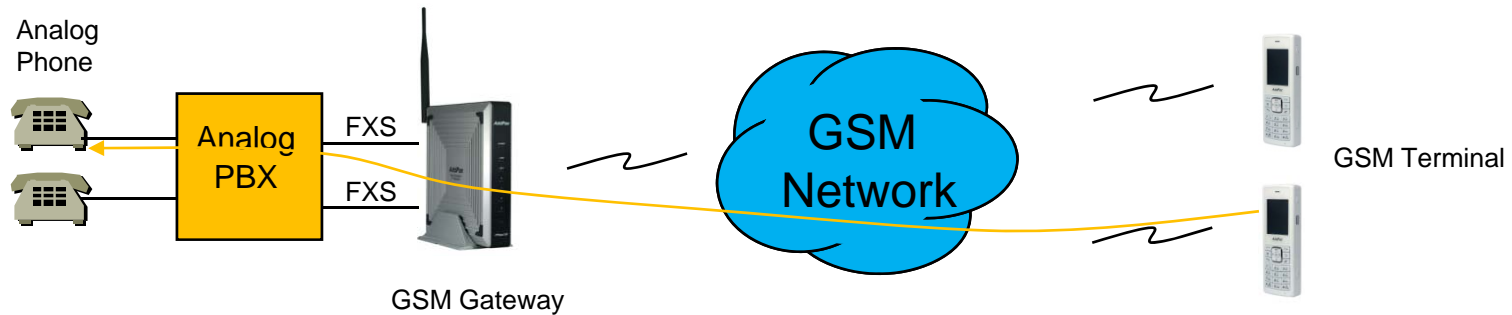
Outbound Call (1 Stage)

: Making call to mobile phone from analog phone connected to FXS directly.


Outbound Call (2 Stage)

: Making call to mobile phone from analog phone connected to FXS after hearing of 2nd dial tone from AddPac GSM Gateway

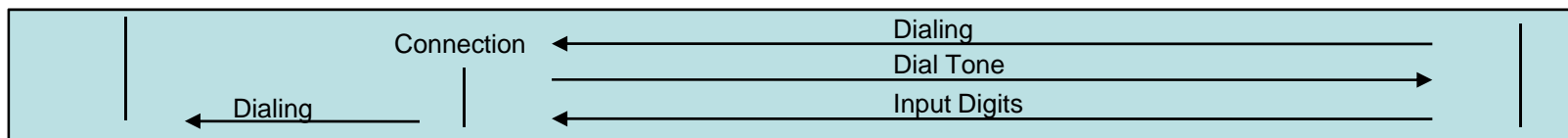
GSM Inbound Call



1 Stage Call (Baby Call)



2 Stage Call



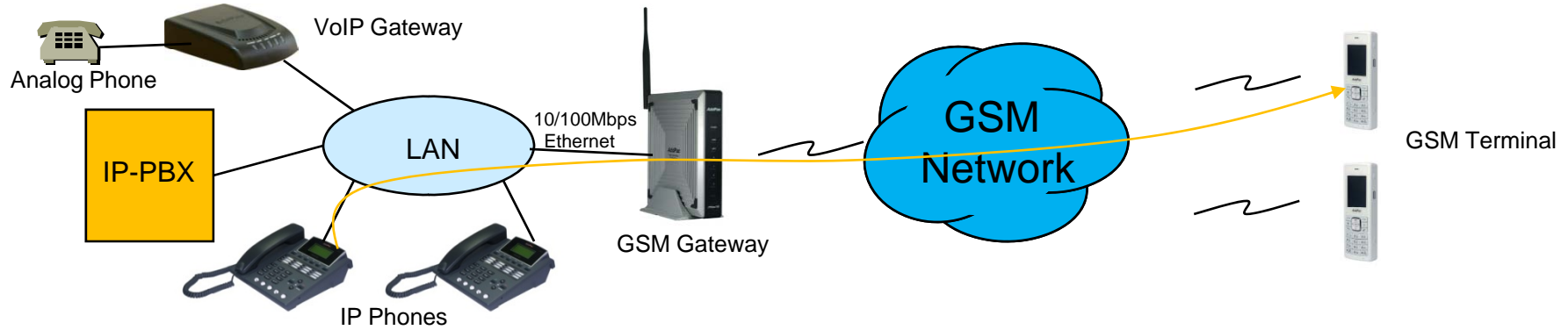
Inbound Call (1 Stage) – Baby Call

: Making call to analog phone connected to FXS directly

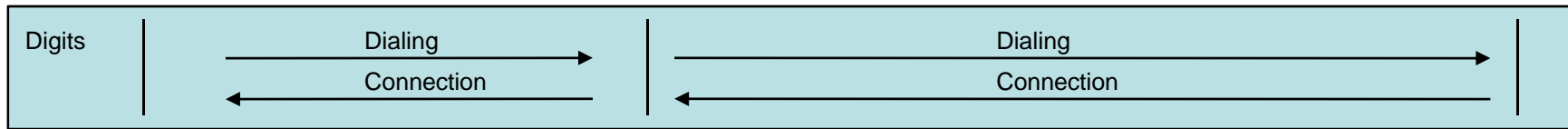
Inbound Call (2 Stage)

: Making call to analog phone connected to FXS after hearing of 2nd dial tone from AP-GS1002

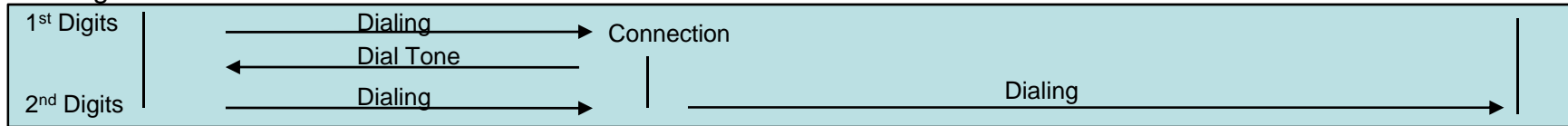
VoIP to GSM Outbound Call



1 Stage Call



2 Stage Call



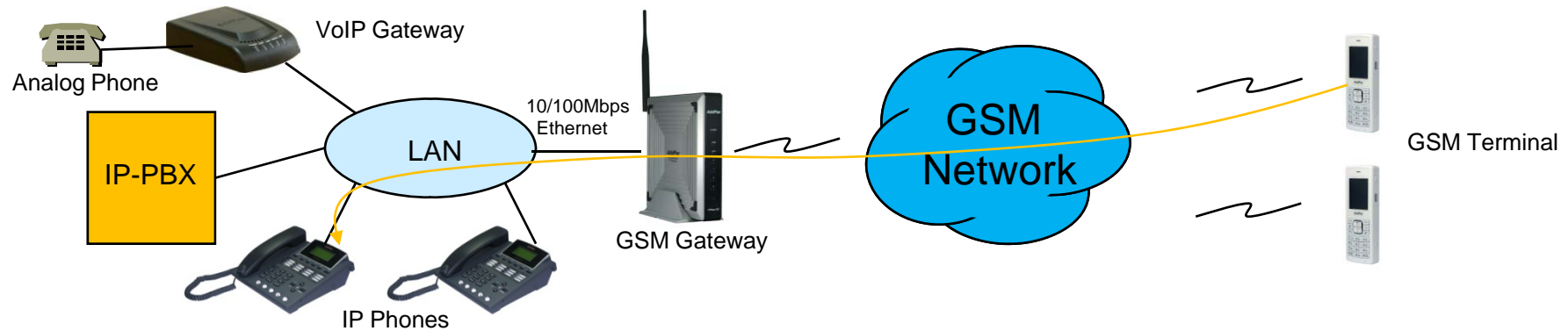
Outbound Call (1 Stage)

: Making call to mobile phone from analog phone connected to VoIP gateway or IP Phone directly

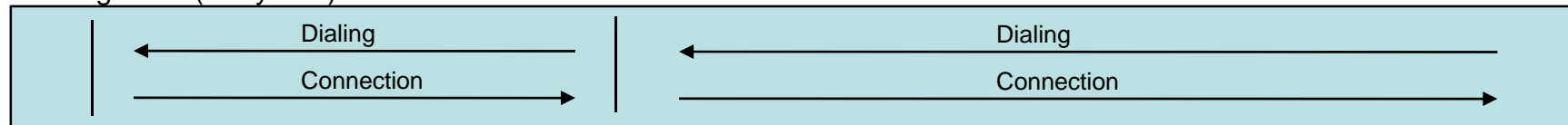
Outbound Call (2 Stage)

: Making call to mobile phone from analog phone connected to VoIP gateway after hearing of 2nd dial tone from GSM Gateway

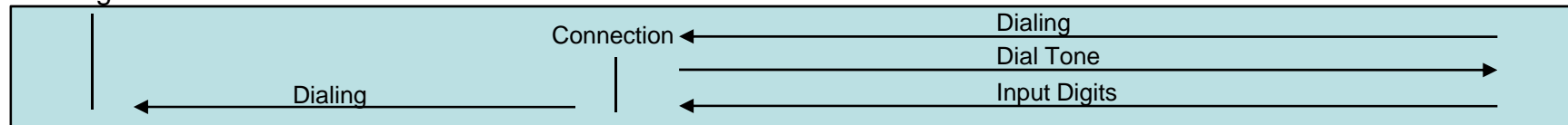
VoIP to GSM Inbound Call



1 Stage Call (Baby Call)



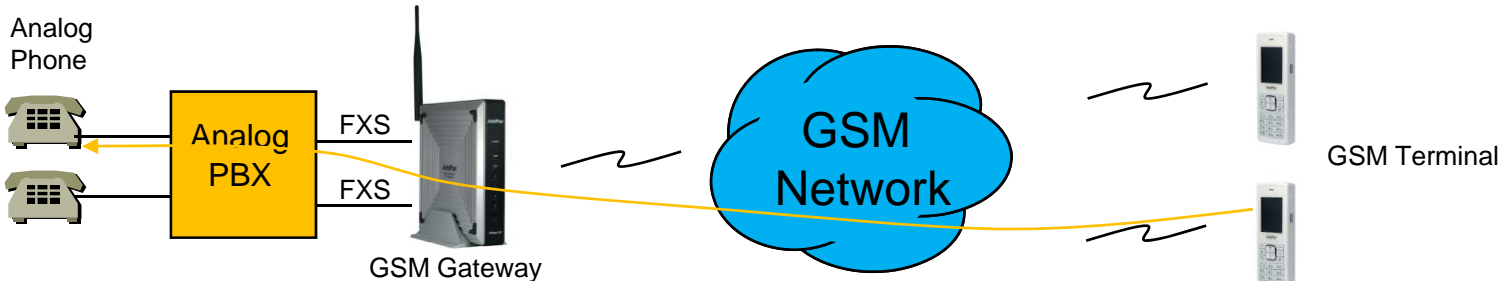
2 Stage Call



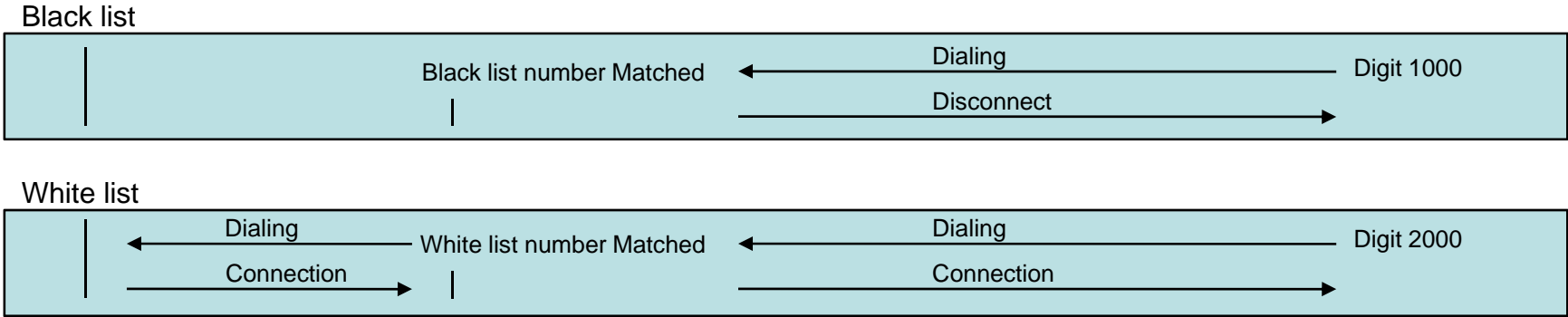
Inbound Call (1 Stage) – Baby Call
 : Making call to IP phone in VoIP network directly.

Inbound Call (2 Stage)
 : Making call to IP phone in VoIP network after hearing of 2nd dial tone from GSM Gateway

GSM Inbound Call Black / White list



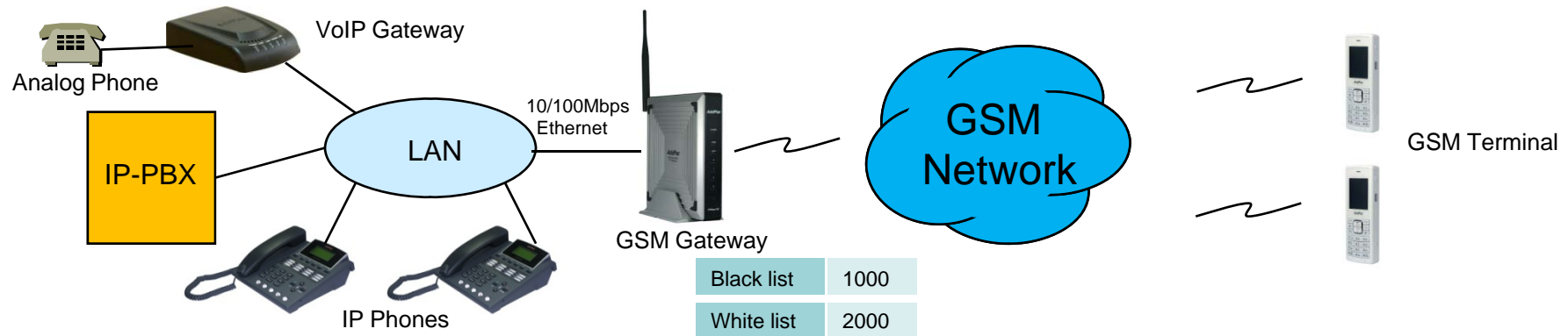
Black list	1000
White list	2000



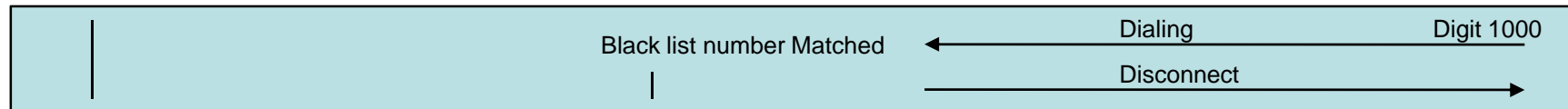
Black list
: The number on black list is restricted to receive call.

White list
: The only number on white list is allowed to receive call

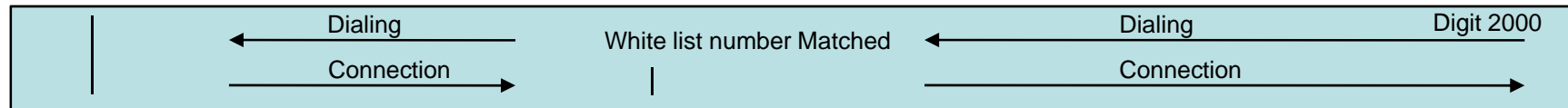
VoIP to GSM Black / White list



Black list



White list



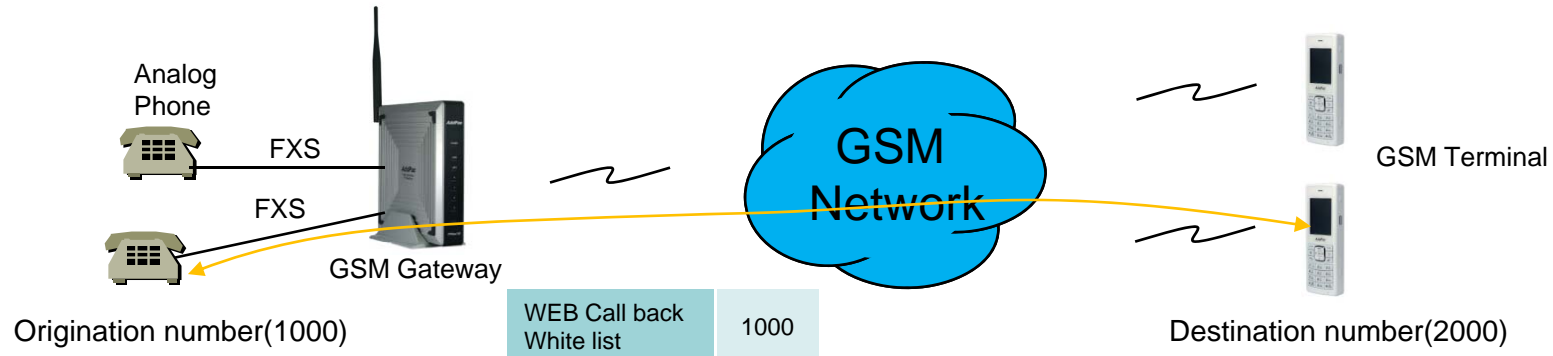
Black list

: The number on black list is restricted to receive call.

White list

: The only number on white list is allowed to receive call

WEB Callback Service



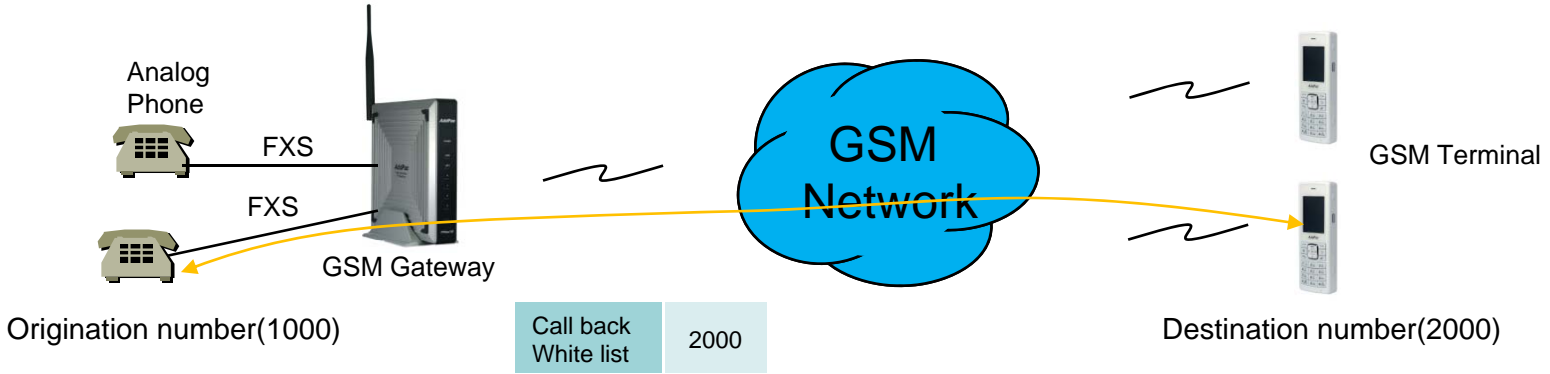
WEB Callback Service




WEB Callback Service

- : The remote call is made by user's control by WEB Interface.
- The WEB callback number on white list must be the same of source number.

GSM Callback Service

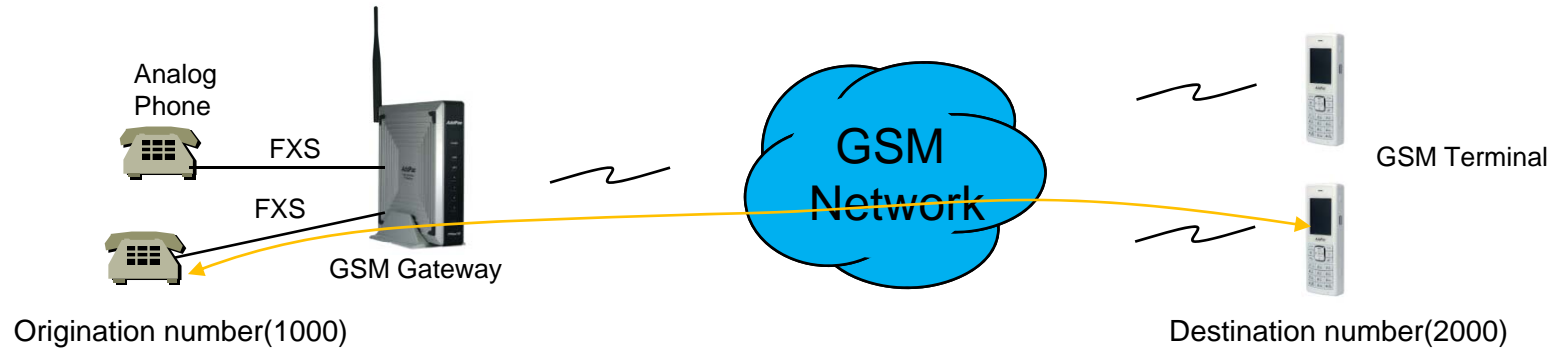


GSM Callback Service

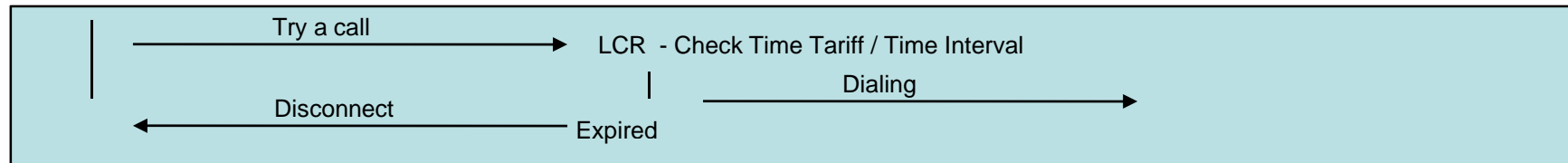


GSM Callback Service : When the user on the callback white list makes call, GSM Gateway disconnects it and makes call back to the user

LCR(Least Cost Routing)



LCR(Least Cost Routing)



GSM LCR Time Interval

: The only registered user is allowed to use GSM call in the rule of date, week, and time

GSM LCR Time Tariff

: User is able to check remained time, used time listed on LCR, etc

GSM LCR Simulator

: GSM Gateway supports virtual call simulation used on WEB

BTS(Base Terminal Station) Control

Smart Web Manager
www.addpac.com

GSM / BTS Control

Port	BTS Selection Mode	BCCH	RSSI & Timer
P0:0	Auto	72EA	-25B -1(sec)
P0:1	Auto	72EA	-25B -1(sec)

P0:0 [Auto] [RSSI: -10 dB] [Timer: 0 sec] [Apply]

BTS control
Configure BTS selection option
* Auto mode
* forced BCCH
* forced RSSI level

Information
AddPac Technology
Model : GS1002_G2
H/W Version : 2.0
S/W Version : 8.00d
Smart Web Version : 0.4
Smart Web Build : Mar 24 2010
Voice Interface
G(2)S(2)
Protocol : SIP
Status : Unregistered
CurrentCalls : 0 Call
Network : Static 172.16.9.16
Mac Address : 0002.a400.0000
Unread Message:
P0:0(0)
P0:1(0)

Description
Configure BTS selection mode

BTS(Base Terminal Station)

: User is able to choose Cell ID or RSSI of cell by GSM Gateway.

- (1) The most powerful signal of cell is chosen.
- (2) User selects BTS through Cell ID in cell.
- (3) The cell listed is found periodically by user

GSM BCCH Information

Smart Web Manager
www.addpac.com

GSM BCCH Cell Information

PORT 0:0

PORT 0:1

Information

AddPac Technology
Model : GS1002_G2
HW Version : 2.0
SW Version : 8.00d
Smart Web Version : 0.4
Smart Web Build : Mar 24 2010
Voice Interface
G(2)S(2)
Protocol : SIP
Status : Unregistered
CurrentCalls : 0 Call
Network : Static 172.16.9.16
Mac Address: 0002.a400.0000
Unread Message:
P0:0(0)
P0:1(0)

Description

Verify GSM wireless signal status

BCCH Cell Information
Shows serving cell information (center circle) and neighboring cell information.
* LAC : Location Area Code
* CI : Cell ID
* BSIC : Basic Station ID Code
* BCCH : Broadcast Control Channel
* RSSI : Receiver Signal Strength

System

- Network Setup
- Language
- NAT
- PTPP
- NTP

Basic

- Protocol
- Server SIP
- SIP Registration
- FXS Extension
- GSM Extension
- DTMF/CODEC
- VoIP Dial Plan
- GSM Dial Plan
- Static Route
- Hot Line

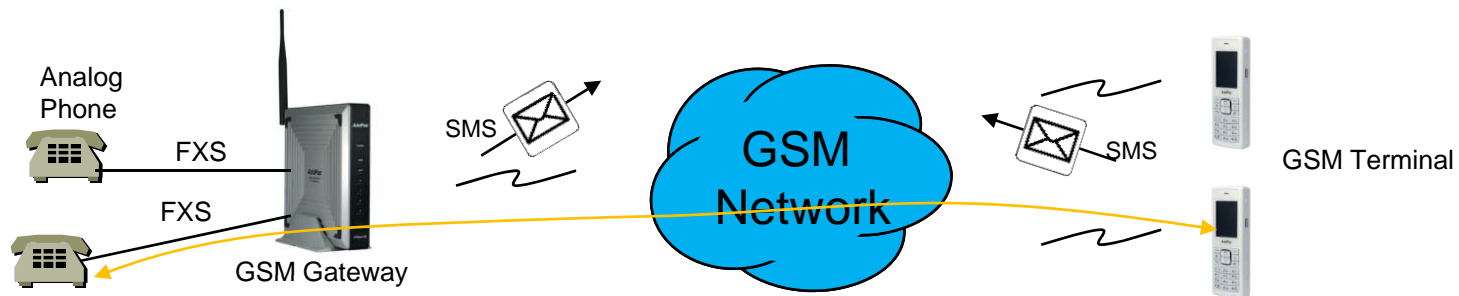
Advanced

- Gain & CID
- GSM PINs
- Fax
- Service
- Filtering
- Security
- SNMP
- WEB Callback
- GSM Callback

Miscellaneous

- Call Status
- System Status
- Alarm Status
- GSM Status
- Call Log
- System Log
- Ping
- BTS Selection
- GSM BTS Info

GSM Messaging Service



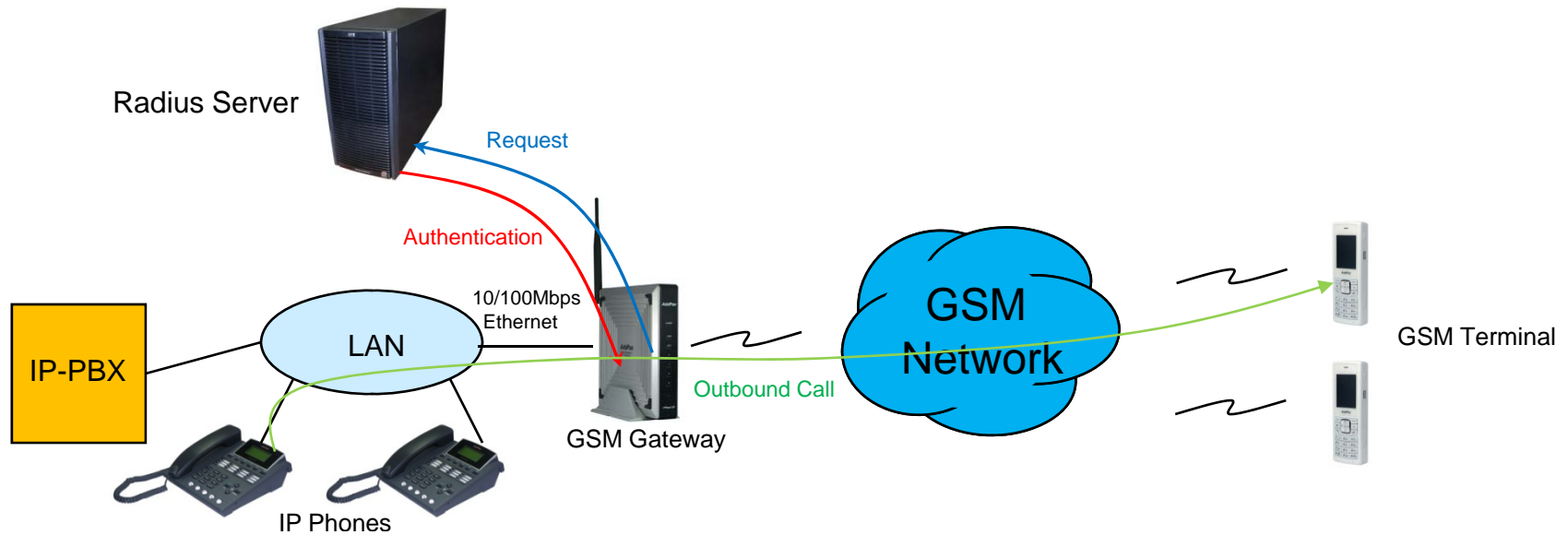
GSM Messaging Service

- : SMS is able to send and receive by GSM Gateway's WEB Interface
- : English, Korean, Spanish, Russian, Portuguese

USSD

- : In case of using Pre-paid SIM card, checking and recharging is allowed by GSM Gateway

Radius Server Interoperability



Radius Server Interoperability

: When billing system is required, GSM gateway supports radius server interoperability

GSM Gateway Series

Thank you!

AddPac Technology Co., Ltd.
Sales and Marketing

Phone +82.2.568.3848 (KOREA)

FAX +82.2.568.3847 (KOREA)

E-mail sales@addpac.com