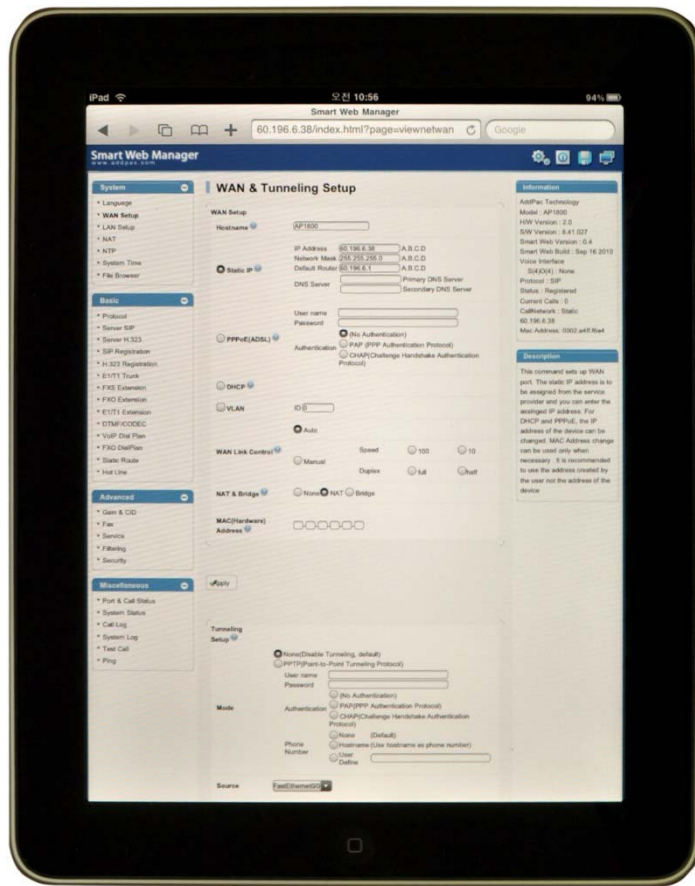


Smart Web Manager for VoIP Gateway Series



AddPac

AddPac Technology

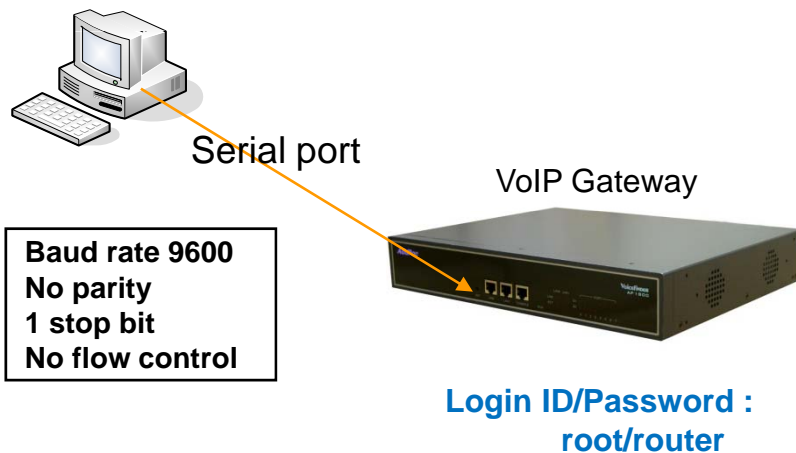
2010, Sales and Marketing

Contents

- Web Connection
- Main Page Layout
- System Configuration
 - Language, WAN Setup, LAN Setup, NAT, NTP, System Time, File Browser
- Basic Configuration
 - Protocol : SIP Server , H.323 Server
 - Analog Port : FXS Extension, FXO Extension, FXO Dial Plan, Hot Line
 - Digital Port : E1/T1 Trunk, E1/T1 Extension
 - VoIP : DTMF/CODEC, VoIP Dial Plan, Static Route
- Advanced Configuration
 - Gain/CID, FAX, Service, Filtering, Security
- Miscellaneous Configuration
 - Port & Call Status, System Status
 - Call Log, System Log, Test Call, Ping

Web Connection

IP Address Configuration via RS232C Console Port



1. Connect to VoIP Gateway via console port to enter IP address in order to set Interface 0/0
2. Input IP address of interface 0/0 using below command
3. Connect to the IP address via web after saving

```
Router> enable
Router# configure terminal
Router(config)# interface FastEthernet 0/0
Router(config-if)# ip address <IP Address> <Subnet Mask>
Router(config-if)# exit
Router(config)# ip route 0.0.0.0 0.0.0.0 <Default Gateway>
Router(config)# write
Proceed with write? [confirm]y
```

=> Enter the enable mode
=> Enter the configuration mode
=> Ex) ip address 172.17.109.1 255.255.0.0
=> Ex) ip route 0.0.0.0 0.0.0.0 172.17.1.1
=> saving

Web Connection

Web Connection via LAN 1 Port



1. It is the way to connect to VoIP Gateway via LAN 1 port
2. The factory default of LAN 1 port
 - IP Address : 192.168.10.1
 - Subnet mask : 255.255.255.0
3. After set PC with same IP address subnet, connect to VoIP Gateway
 - Connect PC to VoIP Gateway using Cross UTP-Cable. You may use Ethernet switch with normal UTP-cable
 - Enter IP address 192.168.10.1 on your web browser

WEB Connection

Connect to VoIP Gateway

Connect to 192.168.10.1

AddPac

User name:

Password:

Remember my password

OK Cancel

Please enter the below log-in information to access Smart Web Manager

ID : root

Password : router

System Information	
HW Version	2.0
SW Version	8.41.086
MAC Address	0002.44ff.85a4
VoIP Protocol	SIP
Voice Interface Module	S4(O4): None
Registration Status	Unregistered
Supported Codec List	
Network Information	Static 0.0.0.0
WAN LINK Status	100Mbps FULL Duplex Link UP
LAN LINK Status	100Mbps FULL Duplex Link UP
Current Time	Thu Sep 16 14:24:00 2010
System Startup Time	Thu Sep 16 14:23:19 2010
System Running Time	0 days 00:01:31
Total Calls	0

Information

AddPac Technology
Model: AP1800
HW Version: 2.0
SW Version: 8.41.086
Smart Web Version: 0.4
Smart Web Build: Sep 16 2010
Voice Interface: S4(O4): None
Protocol: SIP
Status: Unregistered
Current Calls: 0
CallNetwork: Static 0.0.0.0
Mac Address: 0002.44ff.85a4

Main Page Layout

Main Menu
For easy system setup, provide the various menu and category

Tool Bar
Provide frequently used tools like as System Update, Configuration Backup, Initialization, Restart, Telnet

Information
Display the current system version and status summary

Description
Display the help message if you move mouse over main menu

Workspace
Workspace for detailed action

System Information

HW Version	2.0
SW Version	8.41.086
MAC Address	0002.a4ff.f6a4
VoIP Protocol	SIP
Voice Interface Module	S(4)O(4): None
Registration Status	Unregistered
Supported Codec List	
Network Information	Static 0.0.0.0
WAN LINK Status	100Mbps FULL Duplex Link UP
LAN LINK Status	100Mbps FULL Duplex Link UP
Current Time	Thu Sep 16 14:24:50 2010
System Startup Time	Thu Sep 16 14:23:19 2010
System Running Time	0 days 00:01:31
Total Calls	0

Information

AddPac Technology
Model : AP1800
HW Version : 2.0
SW Version : 8.41.086
Smart Web Version : 0.4
Smart Web Build : Sep 15 2010
Voice Interface
S(4)O(4): None
Protocol : SIP
Status : Unregistered
Current Calls : 0
CallNetwork : Static 0.0.0.0
Mac Address: 0002.a4ff.f6a4

Description

System - Language

Smart Web Manager
www.addpac.com

System

- Language
- WAN Setup
- LAN Setup
- NAT
- NTP
- System Time
- File Browser

Basic

- Protocol
- Server SIP
- Server H.323
- SIP Registration
- H.323 Registration
- E1/T1 Trunk
- FXS Extension
- FXO Extension
- E1/T1 Extension
- DTMF/CODEC
- VoIP Dial Plan

Configure Language

한국어

English

Portugal

Apply

Configure Language
English, Korea, Portual

Information

AddPac Technology
Model : AP1800
HW Version : 2.0
SW Version : 8.41.086
Smart Web Version : 0.4
Smart Web Build : Sep 15 2010
Voice Interface
S(4)O(4) : None
Protocol : SIP
Status : Unregistered
Current Calls : 0
CallNetwork : Static 0.0.0.0
Mac Address : 0002.a4ff.f6a4

Description

Choose the basic language to be applied. English is set at default.

System – WAN Setup

- Host Name**
Create a representative name for the site to be installed
- Static IP**
This is static IP mode. Specify the addressed IP from the service provider
- PPPoE**
This is ADSL mode. This mode is used for addressing IP though authentication from the modem. At this time, the modem must be configured in a way that the device can be authenticated.
- DHCP**
This is dynamic IP mode which is set at default. The IP can be addressed from the external DHCP server.
- VLAN**
Configure VLAN mode and ID.
- WAN Link**
Controls and recognizes WAN port. Specify the connection speed of WAN port. connection automatically.
- MAC**
Change MAC address of WAN interface. Without address entry, use the basic MAC Address.

NAT & Bridge
Configure NAT or Bridge mode

System – LAN Setup

The screenshot shows the 'LAN Setup' page in the Smart Web Manager. The interface includes a left sidebar with navigation menus, a main configuration area, and an information panel on the right. Three yellow callout boxes provide additional context for the configuration options:

- None**: It is configured by default IP.
- IP Share**: This is sharing of LAN0.
- Static**: This is configured directly by user.

The main configuration area is titled 'LAN Setup' and contains three radio button options: 'None' (selected), 'IP Share (IP Connect)', and 'Static'. The 'IP Share' and 'Static' sections are enclosed in red dashed boxes. The 'IP Share' section includes fields for 'IP Address' (192.168.10.1) and 'Network Mask' (255.255.255.0). The 'Static' section includes a checkbox for 'Enable DHCP Server', a 'Default Lease time' field (0), an 'Address Range' field, and a 'DNS Server' field. An 'Apply' button is located at the bottom of the configuration area.

The right sidebar contains an 'Information' panel with the following details:

- AddPac Technology
- Model : AP1800
- H/W Version : 2.0
- SW Version : 8.41.086
- Smart Web Version : 0.4
- Smart Web Build : Sep 15 2010
- Voice Interface
- S(4)O(4) : None
- Protocol : SIP
- Status : Unregistered
- Current Calls : 0
- CallNetwork : Static 0.0.0.0
- Mac Address : 0002.a4ff.f6a4

Below the information panel is a 'Description' panel with the following text:

This command sets up LAN port. This setting is used for the connected PC internally. It is recommended to use IP share for 1 PC and static for many. For static, the private address band is required. The recommended address bands are IP Address 192.168.10.1, Network Mask 255.255.255.0, Address Range 192.168.10.2 - 192.168.10.254. At this time, the internal PC must be set to [Receiving IP address automatically]

System - NAT

Smart Web Manager
www.addpac.com

System

- Language
- WAN Setup
- LAN Setup
- NAT**
- NTP
- System Time
- File Browser

Basic

- FXS Extension
- FXO Extension
- E1/T1 Extension
- DTMF/CODEC
- VoIP Dial Plan

NAT Static Table

IP Protocol	Global Port	Local Address	Local Port	Selection
tcp	<input type="text"/>	<input type="text"/>	<input type="text"/>	<input type="button" value="Add"/>

Information

AddPac Technology
Model : AP1800
HW Version : 2.0
SW Version : 8.41.086
Smart Web Version : 0.4
Smart Web Build : Sep 15 2010
Voice Interface
S(4)O(4) : None
Protocol : SIP
Status : Unregistered
Current Calls : 0
CallNetwork : Static 0.0.0.0
Mac Address : 0002.a4ff.f6a4

Description

When many PCs are connected to LAN, create a table for delivering TCP/UDP port to PC.

NAT Static Table
When many PCs are connected to LAN, create a table for delivering TCP/UDP port to PC

System - NTP

Smart Web Manager
www.addpac.com

System

- Language
- WAN Setup
- LAN Setup
- NAT
- NTP**
- System Time
- File Browser

Basic

- Protocol
- Server SIP
- Server H.323
- SIP Registration
- H.323 Registration
- E1/T1 Trunk
- FXS Extension

NTP

Enable Disable

Primary Server (Domain Name or IP Address)

Secondary Server (Domain Name or IP Address)

Interval (1-72 hours)

Timezone Name Offset : (-23~23 hours) : (0~60 minute)

Apply

Information

AddPac Technology
Model : AP1800
HW Version : 2.0
SW Version : 8.41.086
Smart Web Version : 0.4
Smart Web Build : Sep 15 2010
Voice Interface
S(4)O(4) : None
Protocol : SIP
Status : Unregistered
Current Calls : 0
CallNetwork : Static 0.0.0.0
Mac Address : 0002.a4ff.f6a4

Description

Setup NTP Server

NTP
Configure NTP server (s) & Options

System – System Time

The screenshot shows the 'System Time' configuration page in the Smart Web Manager. The page title is 'System Time' and the current time is 'Thu Sep 16 14:29:54 2010'. The 'Set System Time' section includes a text input for the year and dropdown menus for Month, Day, Hour, Min, and Sec. A red dashed box highlights the 'Set System Time' section. Below the form is an 'Apply' button with a green checkmark. A yellow box with a black border contains the text 'System Time Configure Local Time' and is connected to the 'Set System Time' section by a black line. The left sidebar shows the 'System' menu with 'System Time' selected. The right sidebar shows 'Information' and 'Description' sections.

Smart Web Manager
www.addpac.com

System

- Language
- WAN Setup
- LAN Setup
- NAT
- NTP
- System Time**
- File Browser

Basic

- Protocol
- Server SIP
- Server H.323
- SIP Registration
- H.323 Registration
- E1/T1 Trunk
- FXS Extension
- FXO Extension
- E1/T1 Extension
- DTMF/CODEC

System Time

Current Time Thu Sep 16 14:29:54 2010

Set System Time Year Month Day Hour Min Sec

Apply

System Time
Configure Local Time

Information

AddPac Technology
Model : AP1800
HW Version : 2.0
SW Version : 8.41.086
Smart Web Version : 0.4
Smart Web Build : Sep 15 2010
Voice Interface
S(4)O(4) : None
Protocol : SIP
Status : Unregistered
Current Calls : 0
CallNetwork : Static 0.0.0.0
Mac Address: 0002.a4ff.f6a4

Description

System – File Browser

Smart Web Manager
www.addpac.com

System

- Language
- WAN Setup
- LAN Setup
- NAT
- NTP
- System Time
- File Browser**

Basic

- Protocol
- Server SIP
- Server H.323
- SIP Registration
- H.323 Registration
- E1/T1 Trunk
- FXS Extension
- FXO Extension
- E1/T1 Extension
- DTMF/CODEC
- VoIP Dial Plan

File Browser

Index of Root/

Name	Size	Type	Last Modified
secondary/		Directory	2010-Sep-16 14:30:09
tmp/		Directory	2007-Oct-19 00:56:02
ap1800_g2_v8_41_086.bin	3.3M	BIN	2010-Sep-16 23:13:10
apos.cfg	0.3K	CFG	2010-Sep-16 14:23:20
booter.cfg	0.4K	CFG	2009-Jul-14 10:26:23
booter.cfg~	0.2K		2009-Jul-14 10:26:23

찾아보기... Upload

Information

AddPac Technology
Model : AP1800
HW Version : 2.0
SW Version : 8.41.086
Smart Web Version : 0.4
Smart Web Build : Sep 15 2010
Voice Interface
S(4)O(4) : None
Protocol : SIP
Status : Unregistered
Current Calls : 0
CallNetwork : Static 0.0.0.0
Mac Address: 0002.a4ff.f6a4

Description

Back up / Restore the setting of the system software and device

File Browser

Download and Upload Gateway's firmware or configuration file.

Basic - Protocol

Smart Web Manager
www.addpac.com

System

- Language
- WAN Setup
- LAN Setup
- NAT
- NTP
- System Time
- File Browser

Basic

- Protocol
- Server SIP
- Server H.323
- SIP Registration
- H.323 Registration
- E1/T1 Trunk
- FXS Extension
- FXO Extension
- E1/T1 Extension
- DTMF/CODEC

Protocol

SIP(Session Initiation Protocol)

H.323(ITU H.323 Protocol)

Configure VoIP signaling protocol SIP , H.323

Information

AddPac Technology
Model : AP1800
H/W Version : 2.0
S/W Version : 8.41.086
Smart Web Version : 0.4
Smart Web Build : Sep 15 2010
Voice Interface
S(4)O(4) : None
Protocol : SIP
Status : Unregistered
Current Calls : 0
CallNetwork : Static 0.0.0.0
Mac Address : 0002.a4ff.f6a4

Description

Configure the settings of the protocol to be used for VoIP communication

Basic – SIP Server

Smart Web Manager
www.addpac.com

System

- Language
- WAN Setup
- LAN Setup
- NAT
- NTP
- System Time
- File Browser

Basic

- Protocol
- Server SIP**
- Server H.323
- SIP Registration
- H.323 Registration
- E1/T1 Trunk
- FXS Extension
- FXO Extension
- E1/T1 Extension
- DTMF/CODEC
- VoIP Dial Plan
- FXO DialPlan
- Static Route
- Hot Line

Advanced

SIP (Session Initiation Protocol)

Use SIP Server Yes No

Primary SIP Server 5060 Server address and Port (default 5060)

Secondary SIP Server 5060 Server address and Port (default 5060)

Local Domain Name (SIP userpart of authentication)

SIP Signaling Port 5060 (default 5060, between 1 to 65535)

Register Expiration 60 (in seconds, default 60, between 10 to 86400)

Session Re-Fresh INVITE UPDATE

Session Expire Time 1800 (in seconds, default 1800, between 30 to 86400, 0 = disable)

Min-SE 1800 (in seconds, default 1800, between 30 to 86400)

Information

AddPac Technology
Model : AP1800
H/W Version : 2.0
S/W Version : 8.41.086
Smart Web Version : 0.4
Smart Web Build : Sep 15 2010
Voice Interface
S(4)O(4) : None
Protocol : SIP
Status : Unregistered
Current Calls : 0
CallNetwork : Static 0.0.0.0
Mac Address: 0002.a4ff.f6a4

Description

Configure the settings for SIP.
Contact your service provider for the settings

SIP Server
Primary & Secondary server,
Local domain name,
SIP Signaling Port (reboot necessary)
Timer
* register expire
* session refresh
* session expire

Basic – SIP Registration

Smart Web Manager
www.addpac.com

SIP Registration

SIP Registration Configuration

Pots Num	Port	E.164 Number	User Name	Password	DisplayName	HuntStop	Reg
1000	S0P0	<input type="text"/>	<input type="text"/>	<input type="text"/>	<input type="text"/>	<input type="checkbox"/>	<input type="checkbox"/>
1001	S0P1	<input type="text"/>	<input type="text"/>	<input type="text"/>	<input type="text"/>	<input type="checkbox"/>	<input type="checkbox"/>
1002	S0P2	<input type="text"/>	<input type="text"/>	<input type="text"/>	<input type="text"/>	<input type="checkbox"/>	<input type="checkbox"/>
1003	S0P3	<input type="text"/>	<input type="text"/>	<input type="text"/>	<input type="text"/>	<input type="checkbox"/>	<input type="checkbox"/>

* SIP Registration - Assigned Pots Tag Number : 1000 - 1024

SIP Registration

- E.164 Number
- User Name
- Password
- Display Name
- Hunt Stop
- Registration checking

Information

AddPac Technology
Model : AP1800
HW Version : 2.0
SW Version : 8.41.086
Smart Web Version : 0.4
Smart Web Build : Sep 15 2010
Voice Interface
S(4)O(4) : None
Protocol : SIP
Status : Unregistered
Current Calls : 0
CallNetwork : Static 0.0.0.0
Mac Address : 0002.a4ff.f6a4

Description

Set up for using FXS port to registration SIP Server

Basic – H.323 Server

Smart Web Manager
www.addpac.com

H.323 (ITU H.323 Protocol)

Use H.323 Server Yes No

Primary Gatekeeper Server address and Port (default 1719)

Secondary Gatekeeper Server address and Port (default 1719)

H.323 ID (H.323 Identifier string)

H.323 Signaling Port (default 1720, between 1 to 65535)

H.323 Call start mode Fast Slow

H.323 Tunnel mode Enable Disable

H.323 Server
Primary & Secondary server,
H.323 ID
SIP Signaling Port (**reboot necessary**)
H.323 Call start mode
H.323 Tunnel mode

Information

AddPac Technology
Model : AP1800
H/W Version : 2.0
S/W Version : 8.41.086
Smart Web Version : 0.4
Smart Web Build : Sep 15 2010

Description

Configure the settings for H.323. Contact your service provider for the settings

Basic – H.323 Registration

Smart Web Manager
www.addpac.com

System

- Language
- WAN Setup
- LAN Setup
- NAT
- NTP
- System Time
- File Browser

Basic

- Protocol
- Server SIP
- Server H.323
- SIP Registration
- H.323 Registration**
- E1/T1 Trunk
- FXS Extension
- FXO Extension
- E1/T1 Extension
- DTMF/CODEC

H.323 Registration

H.323 Registration

Pots Num	Port	Number	HuntStop	REG
1000	S0P0	<input type="text"/>	<input type="checkbox"/>	<input type="checkbox"/>
1001	S0P1	<input type="text"/>	<input type="checkbox"/>	<input type="checkbox"/>
1002	S0P2	<input type="text"/>	<input type="checkbox"/>	<input type="checkbox"/>
1003	S0P3	<input type="text"/>	<input type="checkbox"/>	<input type="checkbox"/>

* H323 Registration - Assigned Pots Tag Number: 1000 - 1024

H.323 Registration

- Number
- Hunt Stop
- Registration checking

Information

AddPac Technology
Model : AP1800
HW Version : 2.0
SW Version : 8.41.086
Smart Web Version : 0.4
Smart Web Build : Sep 15 2010
Voice Interface
S(4)O(4) : None
Protocol : H.323
Status : Unregistered
Current Calls : 0
CallNetwork : Static 0.0.0.0
Mac Address : 0002.a4ff.f6a4

Description

Set up for using FXS port to registration H.323 Server

Basic – Analog : FXS Extension

Smart Web Manager
www.addpac.com

System

- Language
- WAN Setup
- LAN Setup
- NAT
- NTP
- System Time
- File Browser

FXS Extension

Port Information

Port	P0	P1	P2	P3	P4	P5	P6	P7
SLOT 0	FXS	FXS	FXS	FXS	FXO	FXO	FXO	FXO
SLOT 1								

FXS Extension Configuration

Pots Num	Port	Numbers	Preference	HuntStop	Control
P0:0			0		Delete

* FXS Extension - Assigned Pots Tag Number : 1512 - 2023

Port Information
voice port type & physical port

FXS Extension
Configure phone-number for using inter-office Preference (0 : highest)

Information

AddPac Technology
Model : AP1800
HW Version : 2.0
SW Version : 8.41.086
Smart Web Version : 0.4
Smart Web Build : Sep 15 2010
Voice Interface
S(4)O(4) : None
Protocol : H.323
Status : Unregistered
Current Calls : 0
CallNetwork : Static 0.0.0.0
Mac Address : 0002.a4ff.f6a4

Description

Set up for using FXS port to extension number (forwarding No)

Basic – Analog : FXO Extension

Port Information
voice port type & physical port

Port	P0	P1	P2	P3	P4	P5	P6	P7
SLOT 0	FXS	FXS	FXS	FXS	FXO	FXO	FXO	FXO
SLOT 1								

FXO Extension Configuration

Pots Num	Port	Numbers	Preference	HuntStop	Control
	P0:4		9		Delete

* FXO Extension - Assigned Pots Tag Number : 2024 - 2535

FXO Extension
Configure phone-number for using PSTN Line
Preference (0 : highest)

Information
AddPac Technology
Model : AP1800
HW Version : 2.0
SW Version : 8.41.086
Smart Web Version : 0.4
Smart Web Build : Sep 15 2010
Voice Interface
S(4)O(4) : None
Protocol : H.323
Status : Unregistered
Current Calls : 0
CallNetwork : Static 0.0.0.0
Mac Address : 0002.a4ff.f6a4

Description

Basic – Analog : FXO Dial Plan

Port Information

Port	P0	P1	P2	P3	P4	P5	P6	P7
SLOT 0	FXS	FXS	FXS	FXS	FXO	FXO	FXO	FXO
SLOT 1								

Plan Table

Rule Num	Digits to Insert	Digits to delete	Digit Pattern	Control
	<input type="text"/>	<input type="text"/>	<input type="text"/>	<input type="button" value="Delete"/> <input type="button" value="Add"/>

FXO Table

Pots Num	FXS	FXO	Number	PlanIndex	Preference	Control
<input type="text"/>	<input type="text"/>	<input type="text"/>	<input type="text"/>	<input type="text"/>	<input type="text"/>	<input type="button" value="Delete"/> <input type="button" value="Apply"/>

Assigned Translation-Rule Tag Number Number : 100 - 199
Assigned Pots Tag Number : 3560 - 4071

Port Information
voice port type & physical port

Plan Table
Configure translation rule for FXO Port
- first, 'Number of Digits to Delete' option is applied.
- second, 'Digits to Insert' option is applied.

(ex) Origin called Number = 123456
Number of Digits to Delete = 2
Digits to Insert = "88"

result = 883456

FXO Table
Configure FXO Port with translation rule.

Basic – Digital : E1/ T1 Trunk

Smart Web Manager
www.addpac.com

E1/T1 Trunk

E1/T1 Port
Configure E1 channel & group

E1/T1 value
Clock-Source
Framing
Line Code
Signaling type

E1/T1Sub function
ISDN-PRI
- Protocol-emulate
- virtual-Connect
- immediate-disconnect
- dial-tone generate
- Compand type
- Q931 Timer
R2-MFC
- Get calling number
Busyout
- monitoring E1/T1 port status

E1 Port (Slot 0/0)

Slot/Port	group Num (0-9)	Time slot Range(1-31,16-31,1,2,3)	Control
0/0			Add

Clock-Source: Master

Framing: CRC4

Line Code: HDB3

Signaling-type: ISDN-PRI

ISDN-PRI

Protocol-emulate	<input checked="" type="radio"/> Network	<input type="radio"/> User
Virtual-Connect	<input type="radio"/> Enable	<input checked="" type="radio"/> Disable
Immediate-disc	<input type="radio"/> Enable	<input checked="" type="radio"/> Disable
Dial-Tone-Generate	<input type="radio"/> Enable	<input checked="" type="radio"/> Disable
Compand-Type	<input checked="" type="radio"/> a-law	<input type="radio"/> u-law
Q931 Timer	T303	4 (1-400sec)
	T310	10 (5-400sec)
R2-MFC	Get-Calling-number	<input type="radio"/> Enable <input checked="" type="radio"/> Disable
Busyout	Action	<input type="radio"/> PortDown <input checked="" type="radio"/> None

Information

AddPac Technology
Model : AP1800
HW Version : 2.0
SW Version : 8.41.086
Smart Web Version : 0.4
Smart Web Build : Sep 15 2010
Voice Interface
E1(2) : None
Protocol : H.323
Status : Unregistered
Current Calls : 0
CallNetwork : Static 0.0.0.0
Mac Address: 0002.a4ff.f6a4

Description

Configure the settings for VoIP
Dial Plan and Prefix table

Apply

Basic – Digital : E1/ T1 Extension

Smart Web Manager
www.addpac.com

System

- Language
- WAN Setup
- LAN Setup
- NAT
- NTP
- System Time
- File Browser

Basic

- SIP Registration
- H.323 Registration
- E1/T1 Trunk
- FXS Extension
- FXO Extension
- E1/T1 Extension**
- DTMF/CODEC
- VoIP Dial Plan
- FXO DialPlan
- Static Route

E1/T1 Extension

Port Information

Port	P0	P1	P2	P3	P4	P5	P6	P7
SLOT 0	E1	E1						
SLOT 1								

E1/T1 Extension Configuration

Pots Num	Port	Group	Numbers	HuntStop	Forward Digits(0-99)	Control
P0:0					<input checked="" type="radio"/> from <input type="radio"/> last	Delete Apply

* E1/T1 Extension - Assigned Pots Tag Number : 2536 - 2737

E1/T1 Extension
Configure phone-number for using PABX
- Forward-Digits (from / last)

Information

AddPac Technology
Model : AP1800
H/W Version : 2.0
S/W Version : 8.41.086
Smart Web Version : 0.4
Smart Web Build : Sep 15 2010

Voice Interface

E1(2) : None
Protocol : H.323
Status : Unregistered
Current Calls : 0
CallNetwork : Static 0.0.0.0
Mac Address : 0002.a4ff.f6a4

Description

Port Information
voice port type & physical port

E1/T1 Extension
Configure phone-number for using PABX
- Forward-Digits (from / last)

Basic – DTMF/CODEC

CODEC
Configure voice codec preference
(g711a, g711u, g729, g7231, g726)

DTMF
Configure DTMF relay method
(in-band, RFC2833, out-of-band, CISCO type out-of-band)

Smart Web Manager
www.addpac.com

System

- Language

Basic

- Protocol
- Server SIP
- Server H.323
- SIP Registration
- H.323 Registration
- E1/T1 Trunk
- FXS Extension
- FXO Extension
- E1/T1 Extension
- DTMF/CODEC
- VoIP Dial Plan

DTMF/CODEC

Voice CODEC

- Preference 1: None
- Preference 2: None
- Preference 3: None
- Preference 4: None
- Preference 5: None
- Preference 6: None

DTMF Relay mode

- DTMF relay by In-band voice
- DTMF relay by RTP payload defined by RFC 2833
- DTMF relay by Out-of-band signal
- DTMF relay by Cisco out-of-band signal

Information

AddPac Technology
Model : AP1800
H/W Version : 2.0
S/W Version : 8.41.086
Smart Web Version : 0.4
Smart Web Build : Sep 15 2010

Voice Interface

T1(2) : None
Protocol : H.323
Status : Unregistered
Current Calls : 0
CallNetwork : Static 0.0.0.0
Mac Address : 0002.a4ff.f6a4

Description

Configure the settings for GSM
Dial Plan and Prefix table

Basic – VoIP Dial Plan

VoIP PLAN
 Configure translation rule for VOIP Peer.
 - first, 'Number of Digits to Delete' option is applied.
 - second, 'Digits to Insert' option is applied.

(ex) Origin called Number = 123456
 Number of Digits to Delete = 2
 Digits to Insert = "88"

 result = 883456

Smart Web Manager
www.addpac.com

System

- Language
- WAN Setup
- LAN Setup
- NAT

VoIP Dial Plan / Prefix

Plan Table

Rule Num	Digits to Insert	Digits to delete	Digit Pattern	Control
	<input type="text"/>	<input type="text"/>	<input type="text"/>	Delete
				Add

Prefix Table

Voip Num	Prefix	Called Num Plan	Calling Num Plan	Control
<input type="text"/>		N.A.	N.A.	Delete
				Apply

* VoIP Dial Plan - Assigned Translation-Rule Tag Number : 0 - 99
 * VoIP Dial Plan - Assigned VoIP Tag Number : 10000 - 10099

Information

AddPac Technology
 Model : AP1800
 H/W Version : 2.0
 S/W Version : 0.41.006
 Smart Web Version : 0.4
 Smart Web Build : Sep 15 2010
 Voice Interface
 T1(2) : None
 Protocol : H.323
 Status : Unregistered
 Current Calls : 0
 CallNetwork : Static 0.0.0.0
 Mac Address: 0002.a4ff.f6a4

Description

Configure the settings for the outbound call of main/remote and incoming E1/T1 and routing

Prefix Table
 Configure VoIP Peer with translation rule.
 (Serviced by SIP SERVER)

Basic – Static Route

Smart Web Manager
www.addpac.com

System

- Language
- WAN Setup
- LAN Setup
- NAT
- NTP
- System Time
- File Browser

Basic

- Protocol
- Server SIP
- Server H.323
- SIP Registration
- H.323 Registration
- E1/T1 Trunk
- FXS Extension
- FXO Extension
- E1/T1 Extension

Static Route

Set Remote Site Call(5-digit number is set to begin *2->*2...)

Pots Num	Remote Site IP	Signaling Port	Prefix	Digits to Insert	Digits to Delete	Name of Remote Site	Answer Addr	Control
*	<input type="text"/>	<input type="text"/>	<input type="text"/>	<input type="text"/>	<input type="text"/>	<input type="text"/>	<input type="text"/>	Apply

* Static Route - Assigned Voip Tag Number : 10100 - 10199
* Static Route - Assigned Translation-Rule Tag Number : 10100 - 10199

Static Route
Configure Static VoIP Peer for using Inter-Office .
(Already, I know IP & phone-number)

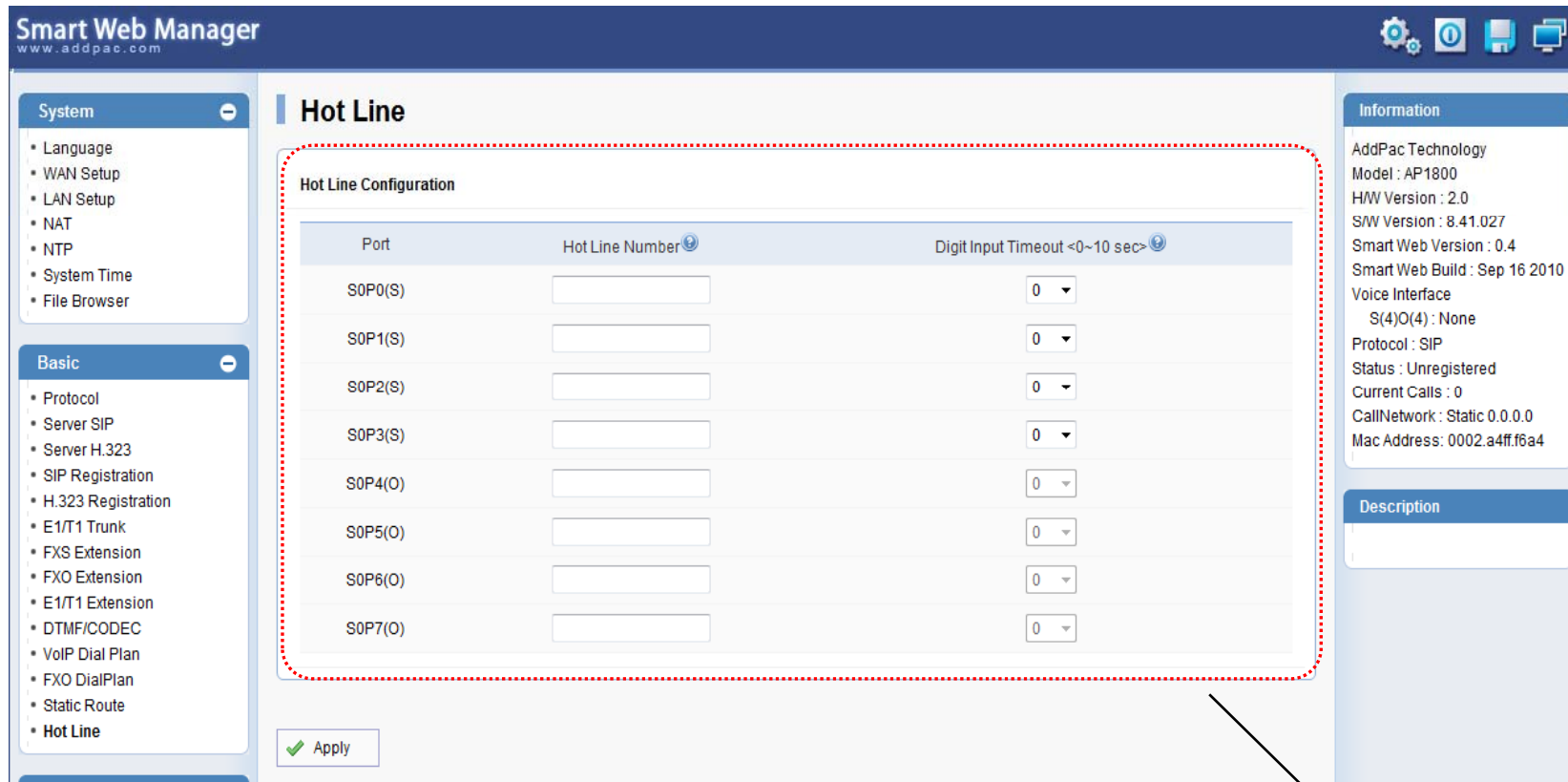
Information

AddPac Technology
Model : AP1800
H/W Version : 2.0
S/W Version : 8.41.027
Smart Web Version : 0.4
Smart Web Build : Sep 16 2010

Voice Interface
E1(2) : None
Protocol : SIP
Status : Unregistered
Current Calls : 0
CallNetwork : Static 0.0.0.0
Mac Address : 0002.a4ff.f6a4

Description

Basic – Hot Line



The screenshot shows the 'Smart Web Manager' interface for configuring 'Hot Line'. The main content area is titled 'Hot Line Configuration' and contains a table with the following columns: 'Port', 'Hot Line Number', and 'Digit Input Timeout <0~10 sec>'. The table lists ports from S0P0(S) to S0P7(O), each with an empty input field for the Hot Line Number and a dropdown menu for the Digit Input Timeout, all currently set to 0. A red dashed box highlights the table. On the left, a sidebar menu shows 'System' and 'Basic' categories. On the right, an 'Information' panel displays device details like 'AddPac Technology', 'Model: AP1800', and 'Smart Web Version: 0.4'. A 'Description' field is also present but empty. An 'Apply' button is located at the bottom left of the configuration area.

Port	Hot Line Number	Digit Input Timeout <0~10 sec>
S0P0(S)	<input type="text"/>	0
S0P1(S)	<input type="text"/>	0
S0P2(S)	<input type="text"/>	0
S0P3(S)	<input type="text"/>	0
S0P4(O)	<input type="text"/>	0
S0P5(O)	<input type="text"/>	0
S0P6(O)	<input type="text"/>	0
S0P7(O)	<input type="text"/>	0

Hot Line

- Used as incoming direct call of FXO port(Connection PLAR)
- Timer (FXS port only : No Digit event is occurred for configured timer value, Auto-Dialing will be started)

Advanced – Gain & CID

Smart Web Manager
www.addpac.com

System

- Language
- WAN Setup
- LAN Setup
- NAT
- NTP
- System Time
- File Browser

Basic

- Protocol
- Server SIP
- Server H.323
- SIP Registration
- H.323 Registration
- E1/T1 Trunk
- FXS Extension
- FXO Extension
- E1/T1 Extension
- DTMF/CODEC
- VoIP Dial Plan
- FXO DialPlan
- Static Route
- Hot Line

Gain & CID

Gain

Port	Port Type	InputGain	OutputGain	Caller ID
P0:0	FXS	0	0	<input checked="" type="checkbox"/>
P0:1	FXS	0	0	<input checked="" type="checkbox"/>
P0:2	FXS	0	0	<input checked="" type="checkbox"/>
P0:3	FXS	0	0	<input checked="" type="checkbox"/>
P0:4	FXO	0	0	<input type="checkbox"/>
P0:5	FXO	0	0	<input type="checkbox"/>
P0:6	FXO	0	0	<input type="checkbox"/>
P0:7	FXO	0	0	<input type="checkbox"/>

Apply

Information

AddPac Technology
Model : AP1800
HW Version : 2.0
SW Version : 8.41.086
Smart Web Version : 0.4
Smart Web Build : Sep 15 2010
Voice Interface
S(4)O(4) : None
Protocol : H.323
Status : Unregistered
Current Calls : 0
CallNetwork : Static 0.0.0.0
Mac Address: 0002.a4ff.f6a4

Description

Adjust the Input voice volume from FXS/FXO/E1/E&M to DSP and the output volume from DSP to the phone or PSTN line;

Gain & CID
Configure Input-gain, output-gain and caller-ID.

Advanced - Fax

Smart Web Manager
www.addpac.com

System

- Language
- WAN Setup
- LAN Setup
- NAT
- NTP
- System Time
- File Browser

Basic

- Protocol
- Server SIP
- Server H.323
- SIP Registration
- H.323 Registration
- E1/T1 Trunk
- FXS Extension
- FXO Extension
- E1/T1 Extension
- DTMF/CODEC

Fax

Fax Mode T.38 Inband T.38 Bypass

Fax Rate Disable 2400 4800 7200 9600 12000 14400

Apply

FAX
Configure fax mode & rate (VoIP Lines)

Information

AddPac Technology
Model : AP1800
HW Version : 2.0
SW Version : 8.41.027
Smart Web Version : 0.4
Smart Web Build : Sep 16 2010
Voice Interface
S(4)O(4) : None
Protocol : SIP
Status : Unregistered
Current Calls : 0
CallNetwork : Static 0.0.0.0
Mac Address: 0002.a4ff.f6a4

Description

Enable or disable T.38/Inband T.38, which is fax internet protocol and specify Baudrate

Advanced - Service

Smart Web Manager
www.addpac.com

System

- Language
- WAN Setup
- LAN Setup
- NAT
- NTP
- System Time
- File Browser

Basic

- Protocol
- Server SIP
- Server H.323
- SIP Registration
- H.323 Registration
- E1/T1 Trunk
- FXS Extension
- FXO Extension
- E1/T1 Extension
- DTMF/CODEC
- VoIP Dial Plan
- FXO DialPlan
- Static Route
- Hot Line

Advanced

- Gain & CID
- Fax
- Service
- Filtering
- Security

Miscellaneous

- Port & Call Status
- System Status
- Call Log

Service

Application Services

- Enable Telnet Server Port: 23 (default 23, 1-65535)
- Enable HTTP Server Port: 80 (default 80, 1-65535)
- Enable FTP Control Port: 21 (default 21, 1-65535) Data Port: 20 (default 20, 1-65535)
- Enable Syslog Primary Server: [] Port: [] (default 514) Secondary Server: [] Port: [] (default 514) Log Level: 0-emergency Log Command: disable

Timer

Inter Digit Time: 3 sec (default 3, 1-600)

Call Service

Transfer: Hook-Flash Not-assigned

Hold: Hook-Flash Not-assigned

SIP Transfer

Mode: blind Attended

Skype Server

Use: Enable Disable

Hunt

Algorithm: (0) longest - preference - random

Change Password

ID: root New Password: [] Confirm Password: []

Information

AddPac Technology
Model : AP1800
HW Version : 2.0
SW Version : 8.41.027
Smart Web Version : 0.4
Smart Web Build : Sep 16 2010
Voice Interface
S(4)O(4) : None
Protocol : SIP
Status : Unregistered
Current Calls : 0
CallNetwork : Static 0.0.0.0
Mac Address : 0002.a4ff.f6a4

Description

Enable or disable Telnet, HTTP, FTP and specify the access port and Call Hold/ Transfer and Timer .

Service

- Configure application service(Telnet, HTTP, ftp, syslog)
- Configure IDT(Inter Digit Time)
- Configure Call-Transfer-Mode & Hook-Flash-Usage-Type.
- Configure SIP Call-Transfer-Mode.
- Configure Skype SIP Server Use
- Hunt Algorithm
- Changing Password

Advanced - Filtering

Smart Web Manager
www.addpac.com

System

- Language
- WAN Setup
- LAN Setup
- NAT
- NTP
- System Time
- File Browser

Basic

- Protocol
- Server SIP
- Server H.323
- SIP Registration
- H.323 Registration
- E1/T1 Trunk
- FXS Extension
- FXO Extension
- E1/T1 Extension
- DTMF/CODEC
- VoIP Dial Plan
- FXO DialPlan
- Static Route
- Hot Line

Filter

FTP Filter

Network Addr	Network Mask	Control
<input type="text"/>	<input type="text"/>	Add

HTTP Filter

Network Addr	Network Mask	Control
<input type="text"/>	<input type="text"/>	Add

Telnet Filter

Network Addr	Network Mask	Control
<input type="text"/>	<input type="text"/>	Add

Information

AddPac Technology
Model : AP1800
HW Version : 2.0
S/W Version : 8.41.027
Smart Web Version : 0.4
Smart Web Build : Sep 16 2010
Voice Interface
S(4)O(4) : None
Protocol : SIP
Status : Unregistered
Current Calls : 0
CallNetwork : Static 0.0.0.0
Mac Address : 0002.a4ff.f6a4

Description

For FTP, HTTP, Telnet, set up one IP or IP band for allowing access

Filter
Configure application service filter with IP & Subnet mask.

Advanced - Security

The screenshot shows the Smart Web Manager interface with the Security configuration page. The left sidebar contains 'System' and 'Basic' categories. The main area is titled 'Security' and contains several sections: 'IP Filtering' (radio buttons for Enable/Disable), 'Allowed IP Address List' (input field with Apply/Delete buttons), 'WarDialing Filtering' (radio buttons for Enable/Disable), 'Allow Digit Length(IP to PSTN)' (Min/Max input fields), 'H323 Shutdown' (radio buttons for Enable/Disable), and 'SIP Shutdown' (radio buttons for Enable/Disable). A red dashed box highlights the IP Filtering, Allowed IP Address List, WarDialing Filtering, and Allow Digit Length sections. A yellow callout box at the bottom provides detailed explanations for these settings.

Smart Web Manager
www.addpac.com

System

- Language
- WAN Setup
- LAN Setup
- NAT
- NTP
- System Time
- File Browser

Basic

- Protocol
- Server SIP
- Server H.323
- SIP Registration
- H.323 Registration
- E1/T1 Trunk
- FXS Extension
- FXO Extension
- E1/T1 Extension
- DTMF/CODEC
- VoIP Dial Plan
- FXO Dial Plan

Security

IP Filtering Enable Disable

Allowed IP Address List

WarDialing Filtering Enable Disable

Allow Digit Length(IP to PSTN) Min Max

H323 Shutdown Enable Disable

SIP Shutdown Enable Disable

Information

AddPac Technology
Model : AP1800
HW Version : 2.0
SW Version : 8.41.027
Smart Web Version : 0.4
Smart Web Build : Sep 16 2010

Voice Interface
S(4)O(4) : None
Protocol : SIP
Status : Unregistered
Current Calls : 0
CallNetwork : Static 0.0.0.0
Mac Address : 0002.a4ff.f6a4

Description

Security

- IP Filtering : Allowing only the inbound call which is registered to Call-Routing of the server by static IP.
- Allowed IP address list : Allowing only inbound call which is added ip address.
- WarDialing : Allowing only the inbound call with the number registered to Inter-Office and phone-number.
- Digit Length : Allowing only the inbound call with the number registered to Inter-Office and phone-number
- H.323 : H.323 signaling packets are filtered.
- SIP : SIP signaling packets are filtered.

Miscellaneous – Port & Call Status

Smart Web Manager
www.addpac.com

System

- Language
- WAN Setup

Port & Call Status

Port Status

SLOT	Port	Port Group							
		0(FXS)	1(FXS)	2(FXS)	3(FXS)	4(FXO)	5(FXO)	6(FXO)	7(FXO)
SLOT 0	Status	I	I	I	I	I	I	I	I
	Select	<input type="checkbox"/>	<input type="checkbox"/>	<input type="checkbox"/>	<input type="checkbox"/>	<input type="checkbox"/>	<input type="checkbox"/>	<input type="checkbox"/>	<input type="checkbox"/>

Unblock Block

Connection State : (Connected) (Disconnected || Blocked)
Call State : (Idle) (Ring || Dial) (Called) (Calling) (Blocked)

Call State

Port Direction Established Time Calling Number Called Number CODEC Src/Dest. IP

Information

AddPac Technology
Model : AP1800
HW Version : 2.0
SW Version : 8.41.027
Smart Web Version : 0.4
Smart Web Build : Sep 16 2010
Voice Interface
S(4)O(4) : None
Protocol : SIP
Status : Unregistered
Current Calls : 0
CallNetwork : Static 0.0.0.0
Mac Address : 0002.a4ff.f6a4

Description

Verify port status and retrieve the present call information

Analog/Digital Port
Real-time display about analog or digital port status (occupation, call status). Provide a specific port blocking function

Active Call Status
Real-time display about current active call status (calling party addr, called party addr. Codec, etc)

Miscellaneous – System Status

Smart Web Manager
www.addpac.com

System

- Language
- WAN Setup
- LAN Setup
- NAT

System Status

Voice Port

Port	LineType	Status	InGain	OutGain	TieType	TieDigits	CallNum	Tcalled	Tcalling
0/ 0	FXS	Idle	0	0	none		-1	-1	-1
0/ 1	FXS	Idle	0	0	none		-1	-1	-1
0/ 2	FXS	Idle	0	0	none		-1	-1	-1
0/ 3	FXS	Idle	0	0	none		-1	-1	-1
0/ 4	FXO	Idle	0	0	none		-1	-1	-1
0/ 5	FXO	Idle	0	0	none		-1	-1	-1
0/ 6	FXO	Idle	0	0	none		-1	-1	-1
0/ 7	FXO	Idle	0	0	none		-1	-1	-1

SIP-UA

Proxyserver Registration Information
 proxyserver registration option = e164
 Proxyserver list :
 No Proxyserver Information.

SIP UA Timer counters
 retry counter = 10

SIP UA Timer values
 tretry (sip retry timer) = 500 msec.
 tinterval (sip retry max interval timer) = 4 sec.
 treg (sip register timer) = 60 sec.
 tregtry (sip register retry timer) = 20 sec.
 texpires (sip invite expire timer) = 180 sec.
 tsipping (sip ping timer) = 45 sec.
 tarv (sip srv retry timer) = 60 sec.
 thppolling (sip higher priority polling timer) = 30 sec.

SIP UA Session Timer value
 Min-SE = 1800 sec.
 Session-Expires = 1800 sec.

SIP DNS SRV Query : Disable
 SIP Called-Party-Number : from URL

Information

AddPac Technology
 Model : AP1800
 H/W Version : 2.0
 S/W Version : 8.41.027
 Smart Web Version : 0.4
 Smart Web Build : Sep 16 2010

Voice Interface
 S(4)O(4) : None

Protocol : SIP
 Status : Unregistered
 Current Calls : 0
 CallNetwork : Static 0.0.0.0
 Mac Address : 0002.a4ff.f6a4

Description

Verify the present port information, Server Register status, CPU and Memory usage

System Status

- voice port status & information
- SIP-UA status & information
- gateway status & information
- system utilization information

Miscellaneous – Call Log

Smart Web Manager
www.addpac.com

System

- Language
- WAN Setup
- LAN Setup
- NAT
- NTP
- System Time
- File Browser

Basic

- Protocol
- Server SIP
- Server H.323
- SIP Registration
- H.323 Registration
- E1/T1 Trunk
- FXS Extension
- FXO Extension
- E1/T1 Extension
- DTMF/CODEC
- VoIP Dial Plan
- FXO DialPlan
- Static Route
- Hot Line

Advanced

- Gain & CID
- Fax
- Service
- Filtering
- Security

Miscellaneous

- Port & Call Status
- System Status
- Call Log
- System Log
- Test Call
- Ping

Call Log

CallNum	EventTime	Descript	CallingPartyNum	CalledPartyNum	RemoteInfo	SetupTime	Dur	Reason
---------	-----------	----------	-----------------	----------------	------------	-----------	-----	--------

Call Log
Show call history information

- * call number
- * event time
- * description
- * calling number
- * called number
- * remote IP information
- * call setup time
- * call duration
- * call clear reason

Miscellaneous – System Log

Smart Web Manager
www.addpac.com

System

- Language
- WAN Setup
- LAN Setup
- NAT
- NTP
- System Time
- File Browser

Basic

- Protocol
- Server SIP
- Server H.323
- SIP Registration
- H.323 Registration
- E1/T1 Trunk
- FXS Extension
- FXO Extension
- E1/T1 Extension
- DTMF/CODEC
- VoIP Dial Plan
- FXO DialPlan
- Static Route
- Hot Line

Advanced

- Gain & CID
- Fax
- Service
- Filtering
- Security

Miscellaneous

- Port & Call Status
- System Status
- Call Log
- System Log**
- Test Call
- Ping

System Log

command logging buffers (messages logged)

event logging buffers (messages logged)

System Log

- command log
- system alarm log (ex : interface down)

Information

AddPac Technology
Model : AP1800
H/W Version : 2.0
S/W Version : 8.41.027
Smart Web Version : 0.4
Smart Web Build : Sep 16 2010

Voice Interface
S(4)O(4) : None
Protocol : SIP
Status : Unregistered
Current Calls : 0
CallNetwork : Static 0.0.0.0
Mac Address : 0002.a4ff.f6a4

Description

Retrieve the system log

Miscellaneous – Test Call

Smart Web Manager
www.addpac.com

System

- Language
- WAN Setup
- LAN Setup
- NAT
- NTP
- System Time
- File Browser

Basic

- Protocol
- Server SIP
- Server H.323
- SIP Registration
- H.323 Registration
- E1/T1 Trunk
- FXS Extension
- FXO Extension
- E1/T1 Extension
- DTMF CODEC

Test Call

Port	B-Ch (1-24)	Test Phone Number	Digits	Command			
S0P0	-	<input type="text"/>	<input type="text"/>	Start	Voice	Digit	End
S0P1	-	<input type="text"/>	<input type="text"/>	Start	Voice	Digit	End
S0P2	-	<input type="text"/>	<input type="text"/>	Start	Voice	Digit	End
S0P3	-	<input type="text"/>	<input type="text"/>	Start	Voice	Digit	End

Information

AddPac Technology
Model : AP1800
HW Version : 2.0
S/W Version : 8.41.027
Smart Web Version : 0.4
Smart Web Build : Sep 16 2010
Voice Interface
S(4)O(4) : None
Protocol : SIP
Status : Unregistered
Current Calls : 0
CallNetwork : Static 0.0.0.0
Mac Address : 0002.a4ff.f6a4

Description

Make a test call remotely through web

Test Call
remote diagnose the proper operation of VoIP call
- Test Phone Number
- Digits
- Start / Voice / Digit / End Button

Miscellaneous - Ping

Smart Web Manager
www.addpac.com

System

- Language

Basic

- Protocol
- Server SIP
- Server H.323
- SIP Registration
- H.323 Registration
- E1/T1 Trunk
- FXS Extension
- FXO Extension
- E1/T1 Extension
- DTMF/CODEC
- VoIP Dial Plan
- FXO DialPlan
- Static Route

Ping

Host address Start

Information

AddPac Technology
Model : AP1800
HW Version : 2.0
SW Version : 8.41.027
Smart Web Version : 0.4
Smart Web Build : Sep 16 2010
Voice Interface
S(4)O(4) : None
Protocol : SIP
Status : Unregistered
Current Calls : 0
CallNetwork : Static 0.0.0.0
Mac Address : 0002.a4ff.f6a4

Description

Verify the outgoing Ping to the outside from the device by entering IP address and URL.
Verify network status of the location in where the terminal is located

PING
You can diagnose network status by PING.

PING
Show real time ping status.

VoIP Gateway Series

Thank you!

AddPac Technology Co., Ltd.
Sales and Marketing

Phone +82.2.568.3848 (KOREA)

FAX +82.2.568.3847 (KOREA)

E-mail sales@addpac.com