

AP-VP200™
BcN Video Phone

High Performance Broadband Convergence Network Video Phone Solution

IP-PBX Application Service



Function Key for IP-PBX Service



AddPac

AddPac Technology

Sales and Marketing

www.addpac.com

Contents

- SSCP Protocol for AddPac IP-PBX Application
  - What is SSCP Protocol ?
  - SSCP Message Format
  - SSCP Architecture between IP-PBX and IP Terminal
  - SSCP Message Example
  - SSCP Call Flow Example
- OSD Design Example for IP-PBX Application
- IP-PBX Terminal Service using Private IP or IPv6 Address
- Smart Messenger for AddPac IP-PBX and IP terminal

What is SSCP Protocol ?

AP-VP200 Video Phone

- AddPac Propriety Protocol between IP-PBX and IP Terminal (IP Phone, Video Phone) for Smart IP Phone Application Service such as call transfer,etc
- Transport Protocol : UDP
- SSCP(Smart Service Control Protocol) Function
  - Registration
  - Phone Status
  - Event Processing
    - Soft Key, Phone Book, Voice Mail, Call History, etc
  - Phone Layout

SSCP Message Format

AP-VP200 Video Phone

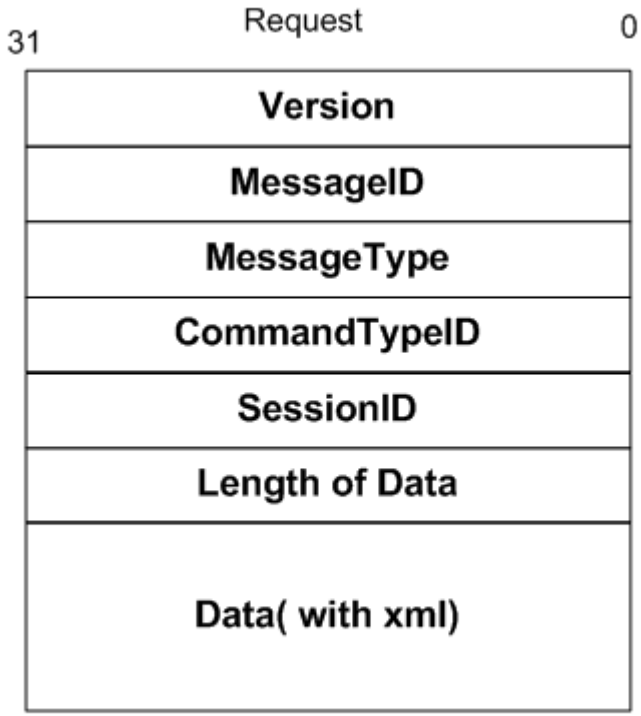

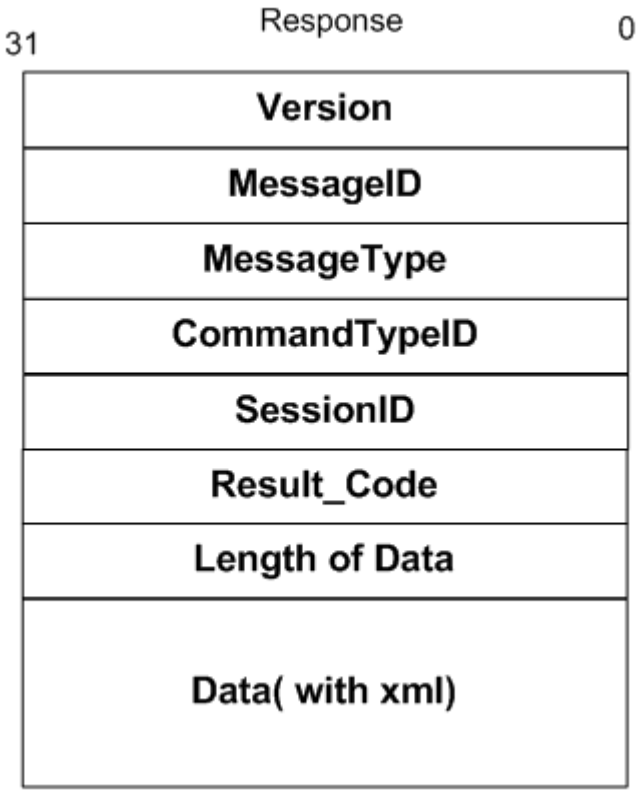

SSCP Architecture

AP-VP200 Video Phone

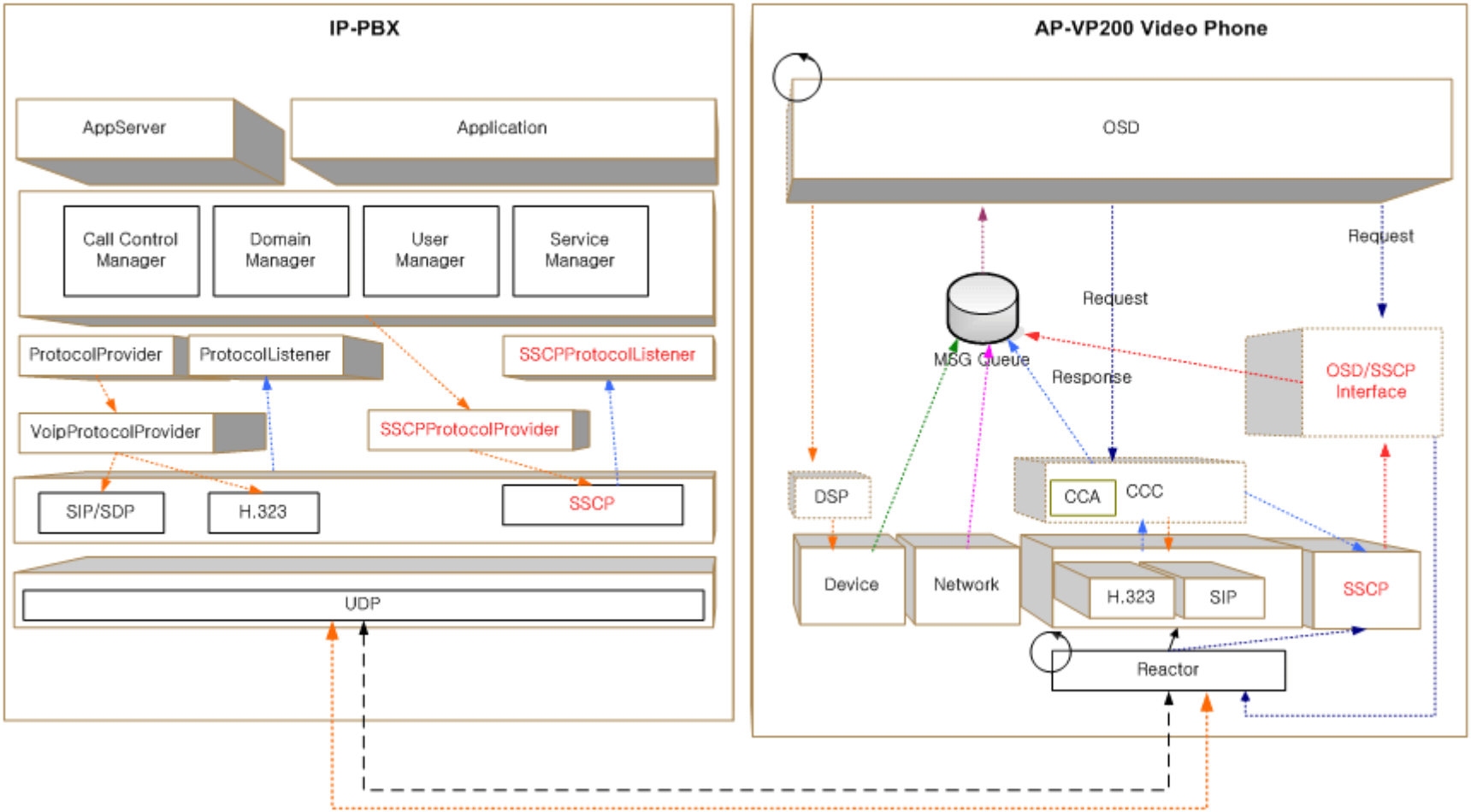

SSCP Messages : Example

AP-VP200 Video Phone

IP Phone ->IP-PBX

1	KeepAlive
2	TimeDate
3	ButtonTemplate
4	Version
5	SoftKeySet
6	Unregister
7	SoftKeyTemplate
8	Service

9 SpeedDial

```
<?xml version="1.0" encoding="utf-8"?>
<SSCP name=SpeedDial>
   <SpeedDial number=3> </SpeedDialNumber>
</SSCP>
</xml>
```

10 Forward

```
<?xml version="1.0" encoding="utf-8"?>
<SSCP name=Forward>
   <Address number=1012></AddressNumber>
</SSCP>
</xml>
```

11 HeadsetStatus

```
<?xml version="1.0" encoding="utf-8"?>
<SSCP name=HeadsetStatus>
   <Mode type="On/Off"></Mode>
</SSCP>
</xml>
```

12 SoftKeyEvent

```
<?xml version="1.0" encoding="utf-8"?>
<SSCP name=SoftKeyEvent>
   <Event id=1 name="Redial"></Event>
   <CallIdentifier id="01002007"></CallIndentifier>
   <Group id="23"></Group>
</SSCP>
</xml>
```

14 PhoneBook

```
<?xml version="1.0" encoding="utf-8"?>
<SSCP name=PhoneBook>
   <User id="test1012" lastname="kim" firstname="sangmi"></User>
</SSCP>
</xml>
```

softKeyEvent

```
{1  , "Redial"},
{2  , "NewCall"},
{3  , "Hold"},
{4  , "Trnsfer"},
{5  , "CFwdAll"},
{6  , "CFwdBusy"},
{7  , "CFwdNoAnswer"},
{8  , "BackSpace"},
{9  , "EndCall"},
{10 , "Resume"},
{11 , "Answer"},
{12 , "Info"},
{13 , "Confrn"},
{14 , "Park"},
{15 , "Join"},
{16 , "MeetMeConfrn"},
{17 , "CallPickUp"},
{18 , "GrpCallPickUp"},
{19 , "Play"},
{20 , "Store"},
{21 , "Delete"},
{0  , NULL}
```

SSCP Call Flow : Example

AP-VP200 Video Phone

Basic Call Flow

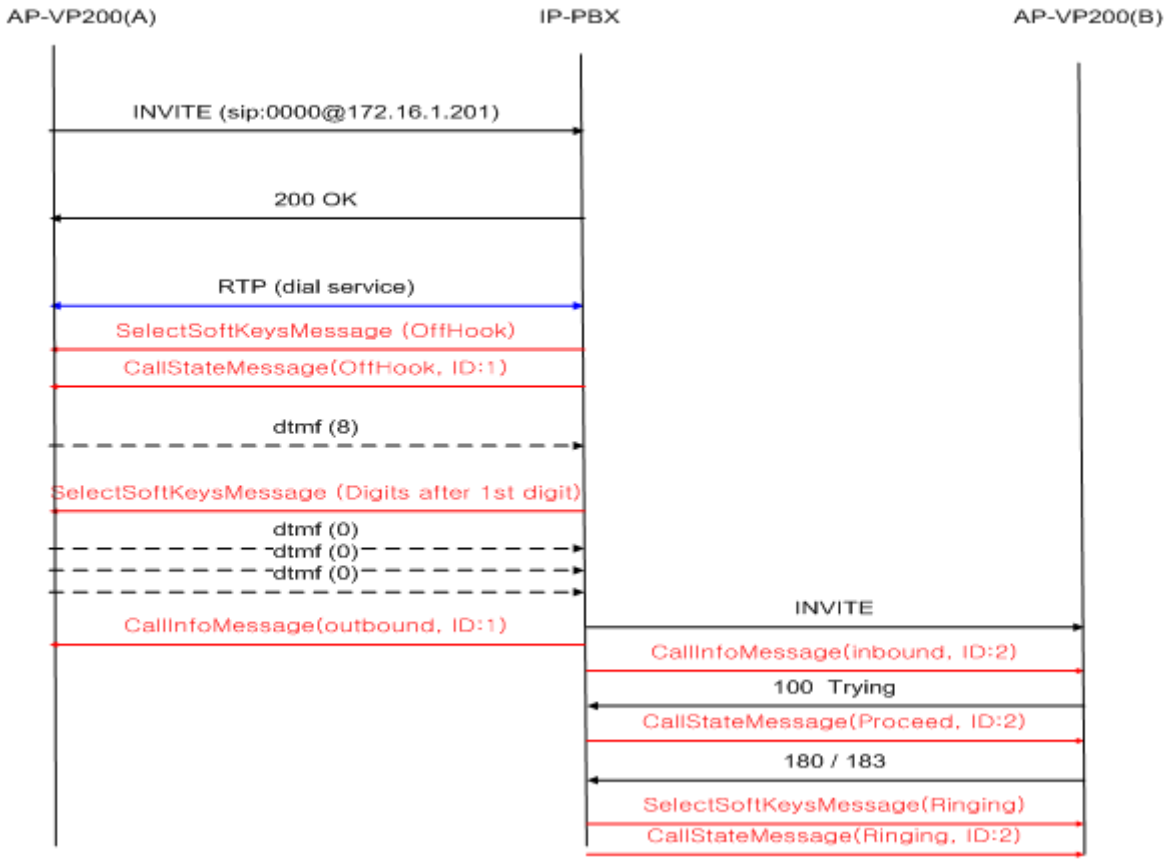

OSD Design

AP-VP200 Video Phone

Local View



F1 F2 F3 F4

Redial Button

Call Pickup Button

Group Call Pickup Button

Automatic Call Connection at Busy

Conversation View



F1 F2 F3 F4

Display another function key

OSD Design

AP-VP200 Video Phone

Conversation View





Private IP, IPv6 Address Support

AP-VP200 Video Phone

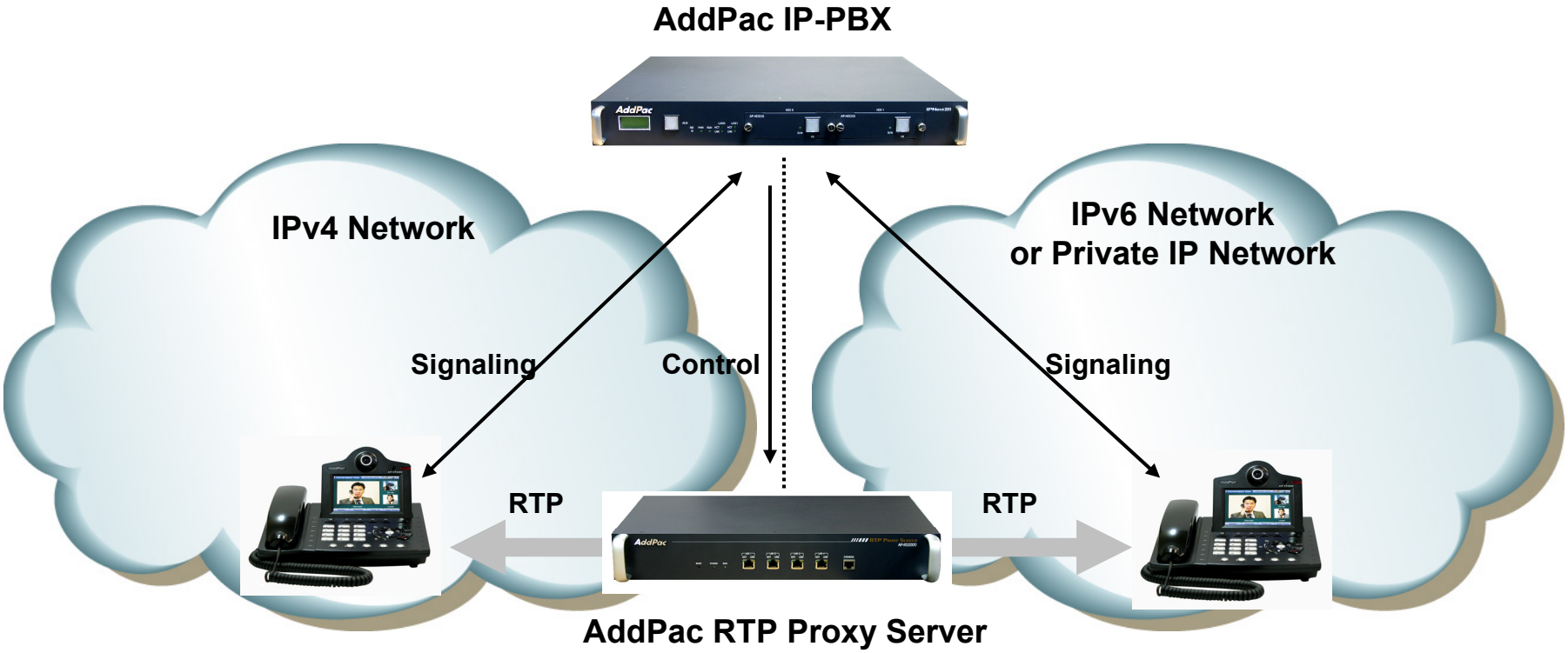

- IP-PBX and RTP proxy has IPv4 and IPv6 address
- IP-PBX and RTP proxy has IPv4 and Private address

Smart Messenger

AP-VP200 Video Phone

- Support Messenger Service
- Support Various Address Book
- Support User Presence Information
- Support User Search Feature
- Interoperation with Address Book and Smart Phone
- Support Smart Phone Control and Setup
  - Call Control and Forward Setup
- Support Unified Message Box
  - Voice Mail Box
  - Short Message Box







Thank you!

AddPac Technology Co., Ltd.
Sales and Marketing

Phone +82.2.568.3848 (KOREA)
FAX +82.2.568.3847 (KOREA)
E-mail sales@addpac.com