

AP-VP200™
BcN Video Phone

High Performance Broadband Convergence Network Video Phone Solution

User Interface Menu Structure



AddPac Technology

Sales and Marketing

www.addpac.com

User Interface Features

AP-VP200 Video Phone

- **Support full color 3D-style GUI**
  - You won't be able to take your eyes off it.
  - See the main menu and in living color vibrant touch-screen display.
- **Multi-language**
  - Choose the display language you prefer
- **Manage Your Calls**
  - Establish an phone book of up to 50 entries
  - Retrieve call logs for last 50 incoming or outgoing or missed calls.
  - Take calls quickly with auto-answer function
- **Ease to use network setup**
  - One touch interface reduces the time, expense, and expertise required to keep up
- **Advanced Setup & Control (CLI: Command Line Interface) via Telnet or RS-232C**

Overview AP-VP200 Menu(1/2)

- **Phone Book**
  - Save and Search Phone Number
- **ToolBox**
  - Date & Time, Save and Initialize Video Phone configure, select Ring Sound, Language, etc.
- **AV Setup**
  - Configure Audio and Video Input/Output
  - Volume, Display, Codec, Bandwidth, Audio and Video Input/Output
- **Network & Call**
  - Configure Network Settings
  - IPv4, IPv6, Service (ftp, telnet, SNMP)
  - SIP protocol, H.323 protocol for VoIP
  - Call Forward, Auto Response etc.

Overview AP-VP200 Menu(2/2)

- **Application**
  - **VoD** : Video On Demand Service
  - **File Browser** : Look over files in Video Phone and USB device (by synchronize with USB)
  - **Document Share** : Run Document Share when Video Call Connected
  - **Voice Mail** : Get Voice Message when deployed on AddPac IP-PBX system
  - **Conference**
    - Two types of Conference Call (Meet-me, Dial-in Conference)
    - View Conference List which user can call conference participants
    - View Participants' Information
    - View and Control Conference participants' floor, layout, authority etc.

- **Remote Setup**
  - Bandwidth, Codec, Remote Controller Permission Setup

User Interface Menu Structure (1/4)

AP-VP200 Video Phone

- Phone Book
  - Name
  - Number
  - Register
  - Recent Call
  - Speed Dial
- ToolBox
  - Date & Time
  - Save All
  - Factory Default
  - Ring
  - Power Save
  - Information
  - Language
    - English
    - Another Language*



User Interface Menu Structure (2/4)

AP-VP200 Video Phone

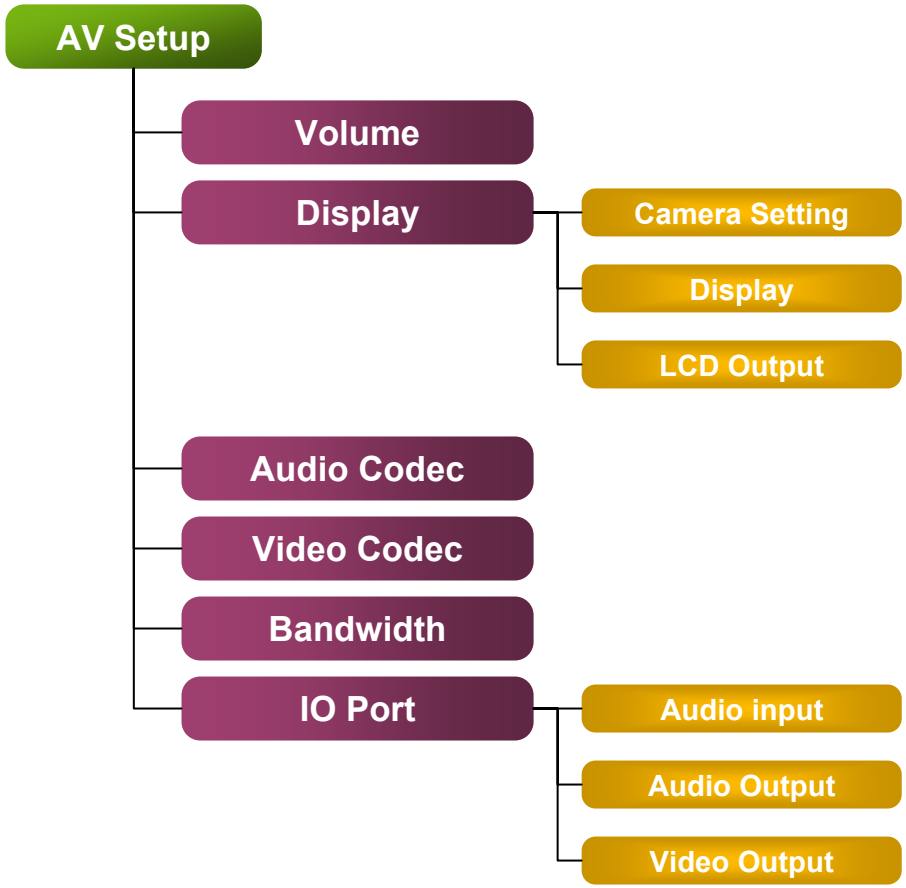



User Interface Menu Structure (3/4)

AP-VP200 Video Phone

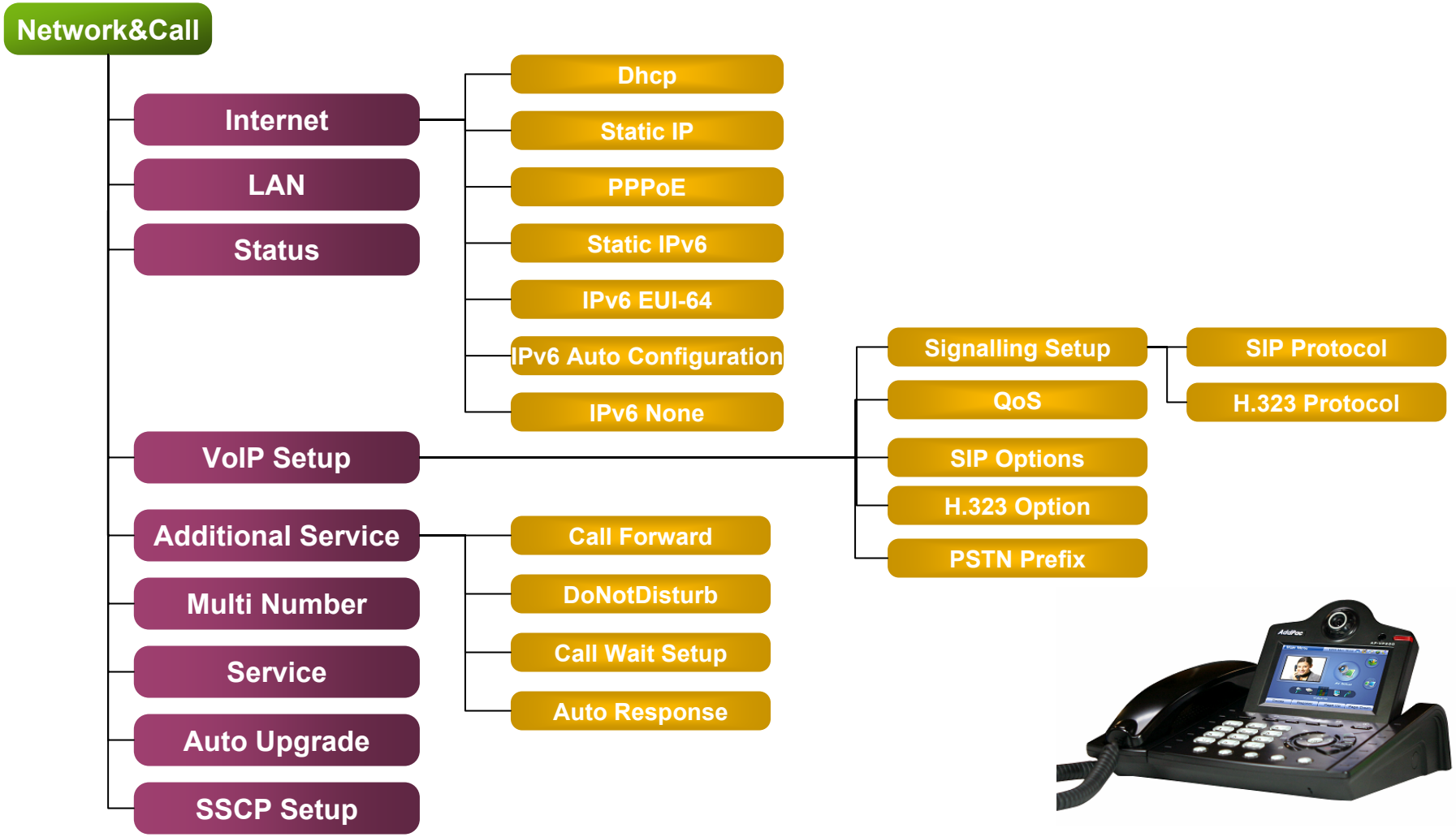

User Interface Menu Structure (4/4)

AP-VP200 Video Phone

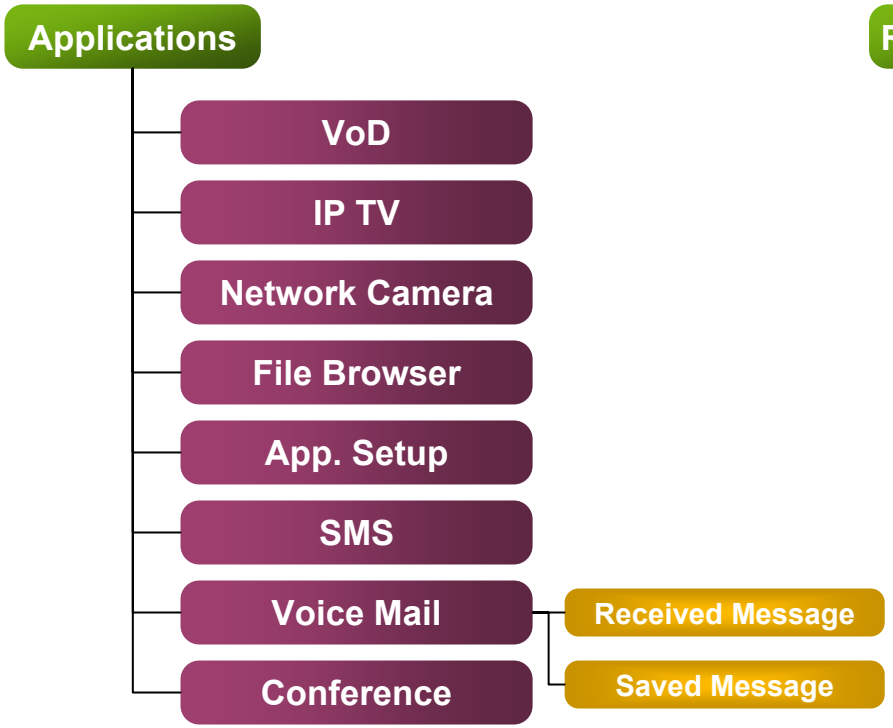

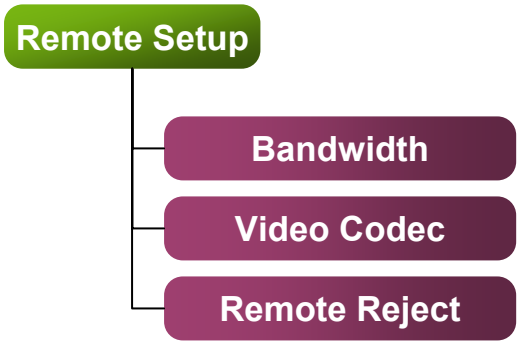



Thank you!

AddPac Technology Co., Ltd.
Sales and Marketing

Phone +82.2.568.3848 (KOREA)
FAX +82.2.568.3847 (KOREA)
E-mail sales@addpac.com