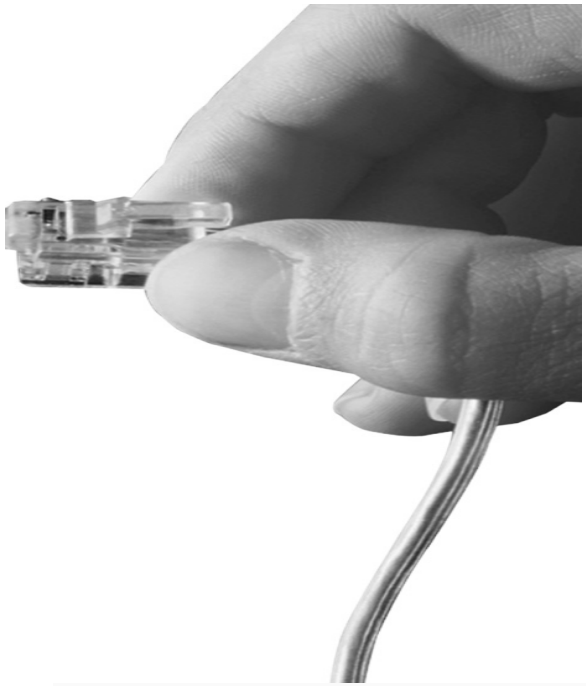

AP-VP200™
BcN Video Phone

High Performance Broadband Convergence Network Video Phone Solution

DNS Proxy Features





AddPac

AddPac Technology

Sales and Marketing

Contents

- AP-VP200 H/W Specification
- What is DNSProxy?
- Network Service Diagram
- APOS Commands for DNS Proxy function

AP-VP200 H/W Specification

- **RISC+DSP (Audio Codec) Microprocessor Computing Power(Dual Processor Architecture)**
- **Powerful DSP for Video Signal Processing**
- **"4.3 Inch High Quality LCD Monitor**
- **Dual Monitor Emulation for Document Share, Broadcasting, VoD Application, etc.**
- **PSTN Interface**
  - FXO Interface
- **High quality Audio and Video Interface**
  - **RCA, S-Video Video Out, RCA Video In**
  - **3.5mm Audio In/Out**
- **USB 1.1 Host Mode Interface**
- **Network Interface**
  - Two(2) 10/100Mbps Fast Ethernet
  - One(1) RS-232C Console(RJ45)
- **Power Supply**
  - External Power Adaptor (5V, 5A)

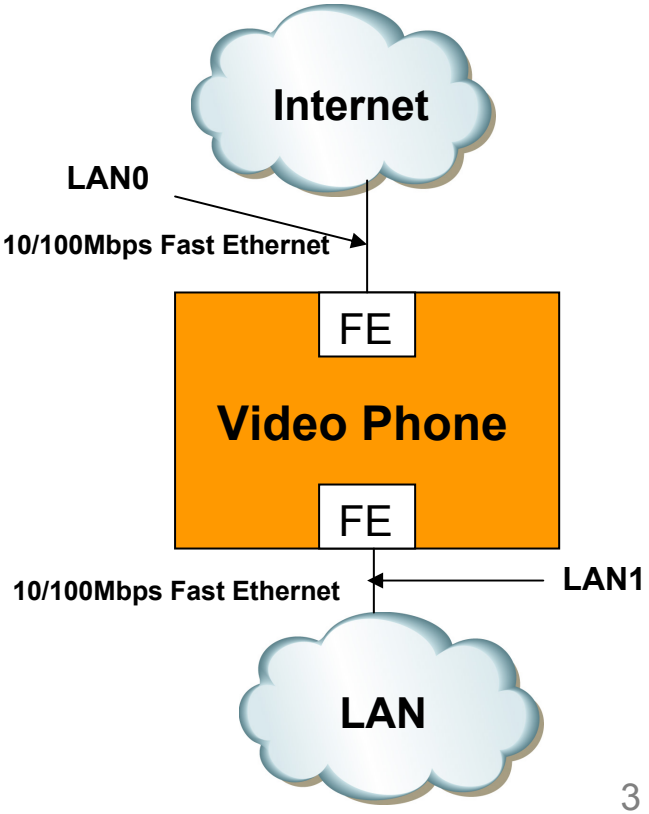

What is DNSProxy ?

- DNSProxy Server recognize the various local character set from Client, and encode the UTF-8(RACE support) format , and then send to DNS server.
- DNSProxy Server is existed between Local Client (PC) and DNS Server
- Local Client Domain Name Query to DNSProxy Server and If DNS Proxy Server don't have a Enquired Domain Name (Cache missing), DNSProxy Server this Domain Name Query to DNS Server and Relay to Original Local Client.
- DNSProxy listen to Well-Known UDP Port(53) to receive DNS Query from Client.

Network Service Diagram

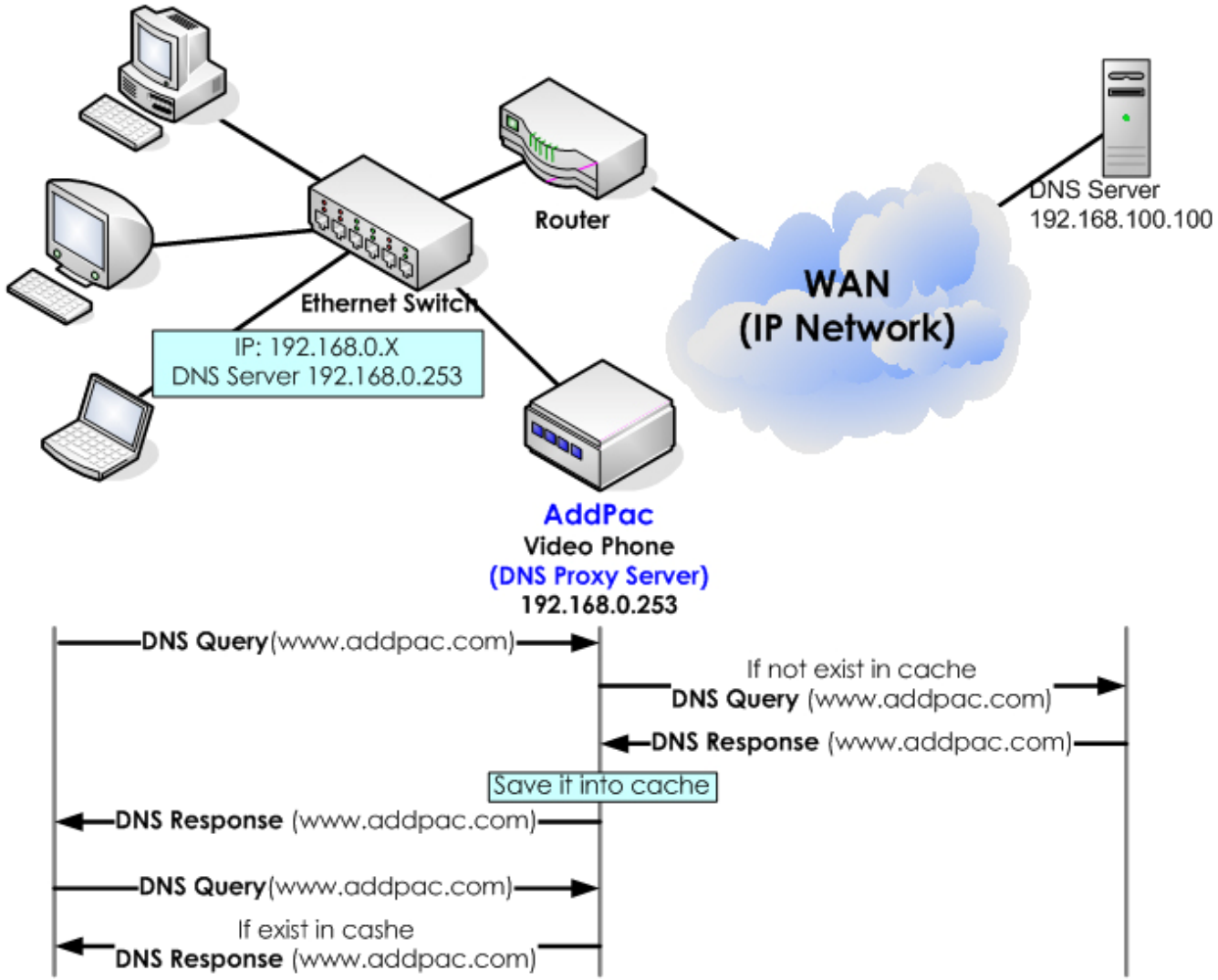

APOS Commands for DNSProxy

DNSProxy Function Enable

Step	Command	Explanation
1	(config)# **service dnsproxy**	DNSProxy Function Enable

DNSProxy Function Disable

Step	Command	Explanation
1	(config)# **no service dnsproxy**	DNSProxy Function Disable

Video Phone Series

Thank you!

AddPac Technology Co., Ltd.
Sales and Marketing

Phone +82.2.568.3848 (KOREA)
FAX +82.2.568.3847 (KOREA)
E-mail sales@addpac.com