

AP-VP200™
BcN Video Phone

High Performance Broadband Convergence Network Video Phone Solution

PPTP (Point-to-Point Tunneling Protocol) Features





AddPac

AddPac Technology

Sales and Marketing

Contents

- AP-VP200 H/W Specification
- PPTP Network Service Diagram
- APOS Commands for PPTP function
- Application Examples

AP-VP200 H/W Specification

- **RISC+DSP (Audio Codec) Microprocessor Computing Power(Dual Processor Architecture)**
- **Powerful DSP for Video Signal Processing**
- **"4.3 Inch High Quality LCD Monitor**
- **Dual Monitor Emulation for Document Share, Broadcasting, VoD Application, etc.**
- **PSTN Interface**
  - FXO Interface
- **High quality Audio and Video Interface**
  - **RCA, S-Video Video Out, RCA Video In**
  - **3.5mm Audio In/Out**
- **USB 1.1 Host Mode Interface**
- **Network Interface**
  - Two(2) 10/100Mbps Fast Ethernet
  - One(1) RS-232C Console(RJ45)
- **Power Supply**
  - External Power Adaptor (5V, 5A)

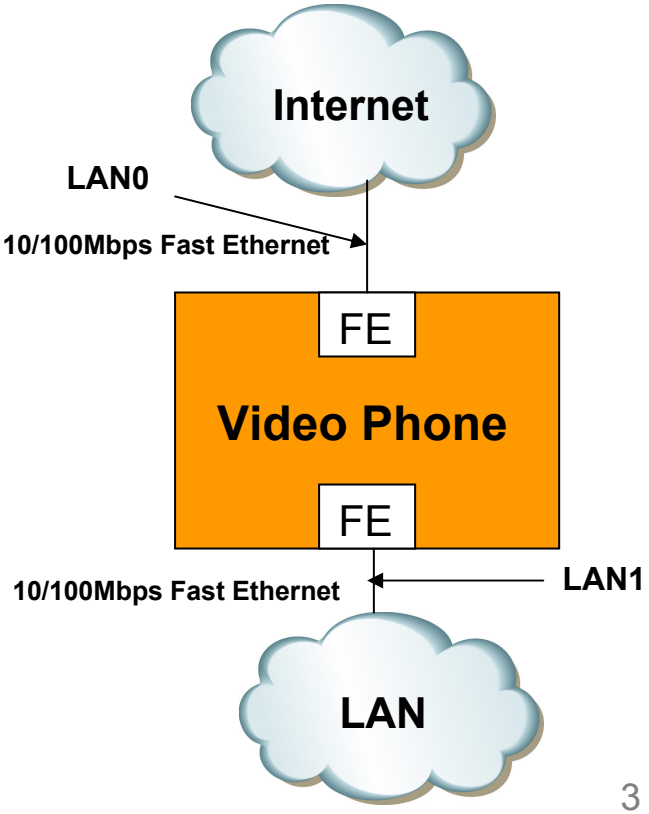

Network Service Diagram

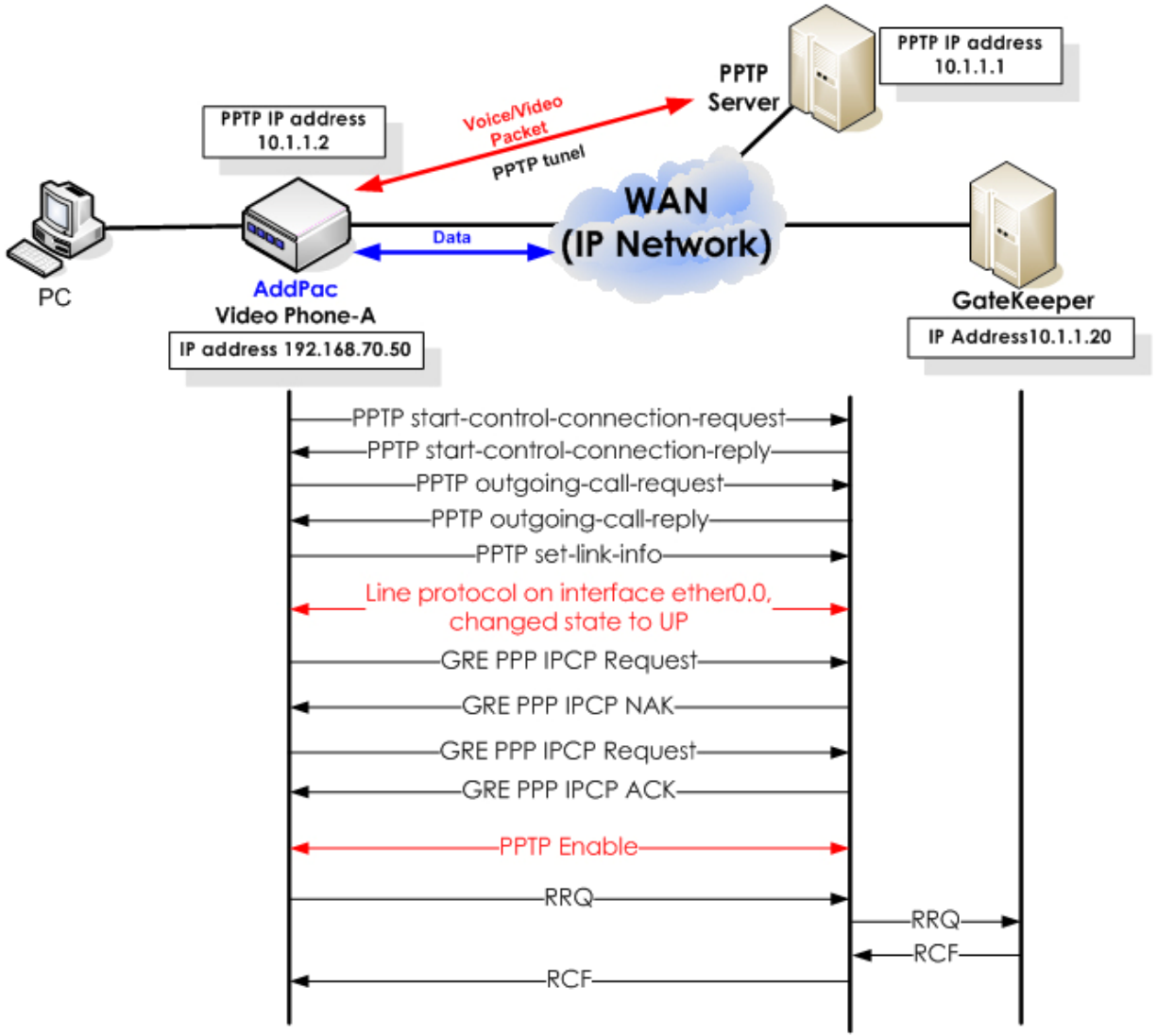

APOS Commands for PPTP

PPTP Function Enable

STEP	Command	Explanation
1	**# config**	Enter the APOS command Setting Mode
2	**(config)# interface eth 0.0**	Enter the interface setting mode
3	(config-ether0.0)# **no ip address**	IP address disable
4	(config-ether0.0)# **encapsulation ppp-pptp**	PPTP setting as Network Protocol (notice : interface pptp0 is created when encapsulation ppp-pptp is enable)
5	(config-ether0.0)# **pptp ip remote 192.168.2.200**	PPTP Server IP address setting
5	(config-ether0.0)# **pptp route data**	This command is used when a user want to send Data to PPTP interface (optional)
7	(config-ether0.0)# **ppp authentication chap callin**	Chap protocol setting as PPP authentication
8	(config-ether0.0)# **ppp chap hostname addpac**	Chap USER ID = “addpac”
9	(config-ether0.0)# **ppp chap password 1234**	Chap PASSWORD = “1234”
10	(config-ether0.0)# **no ppp ipcp ms-dns**	Disable the configuration setting that DNS IP address can be received from PPP server

APOS Commands for PPTP

11	(config-ether0.0)# **no ppp ipcp default-route**	**Disable the configuration setting that Default router's IP address can be received from PPP Server. (important)**
12	(config-ether0.0)**#exit**	Exit from the interface setting mode
13	(config)# **interface pptp0**	Enter the interface pptp0 setting mode
14	(config-pptp0)# **ip address 192.168.70.50 255.255.255.0**	IP address setting (Please refer to Quick Operation Guide for DHCP, PPPoE configuration.)
15	(config-ether0.0)**#exit**	Exit from interface 0.0 setting mode
16	(config)**#route 0.0.0.0 0.0.0.0 192.168.70.1**	**Default router setting**
17	(config)**#route 20.1.1.0 255.255.255.0 10.1.1.1**	If a user want to send the traffic of 20.1.1.0 network to other network via 10.1.1.1 network, this static routing command is used. (optional)
18	(config)# **ip-policy ip host voip-interface any route-if ether0.0**	This configuration is used when a user want to send DATA traffic to Public network and VoIP traffic to Private Network (optional)
19	(config)**#exit**	Exit from setting mode

PPTP Function Disable

STEP	Command	Explanation
1	(config-ether0.0)**#no encapsulation ppp-pptp**	PPTP Configuration Disable

Application Example 1. (cont.)

Send all traffic(VoIP + Data) to PPTP Interface

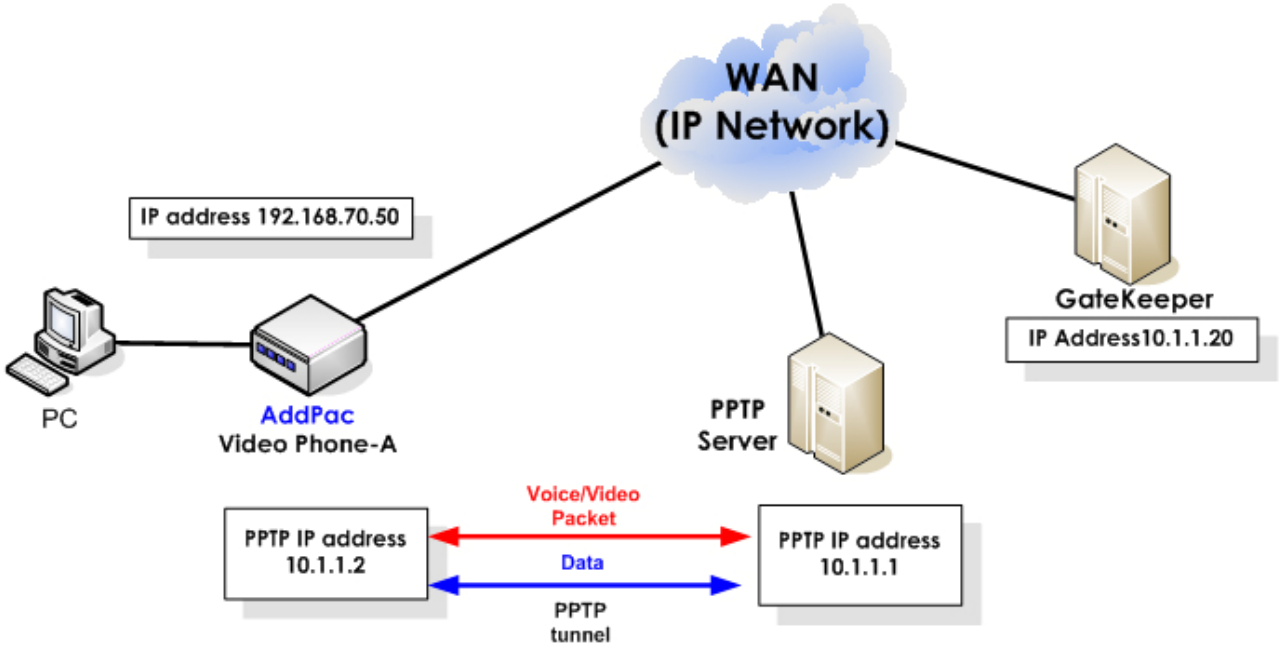


```
version 8.22p1
!
hostname AP-VP200
!
dhcp-list 0 type server
dhcp-list 0 address server interface ether0.0
dhcp-list 0 option dhcp-lease-time 600
dhcp-list 0 option dns 168.126.63.1
dhcp-list 0 option router-option 216.55.248.129
```

Application Example 1.

```
!
dhcp-list 1 type server
dhcp-list 1 address server  10.1.1.2 10.1.1.126 255.255.255.128
!
ip-share enable
ip-share interface net-side ether0.0
ip-share interface local-side ether1.0
!
interface ether0.0
 no ip address
 encapsulation ppp-pptp
 pptp ip remote 192.168.2.200
ppp authentication chap callin
 ppp chap hostname Addpac
 ppp chap password 1234
 no ppp ipcp ms-dns
 no ppp ipcp default-route
!
interface ether1.0
 no ip address
 ip dhcp-group 0
!
interface pptp0
 ip address 192.168.70.50 255.255.255.0
```

Application Example 2. (cont.)

Send VoIP traffic only to PPTP Interface (IP Share Environment)

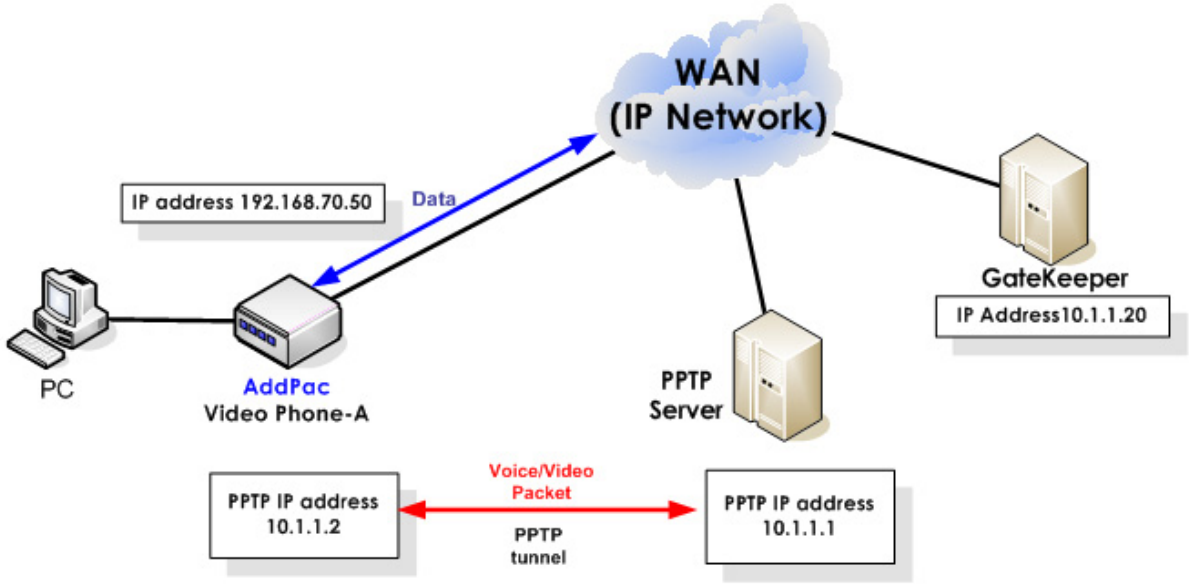


```
version 8.22p1
!
hostname AP-VP200
!
dhcp-list 0 type server
dhcp-list 0 address server interface pptp0
dhcp-list 0 option dhcp-lease-time 600
dhcp-list 0 option dns 168.126.63.1
dhcp-list 0 option router-option 216.55.248.129
```

Application Example 2.

```
!
dhcp-list 1 type server
dhcp-list 1 address server  10.1.1.2 10.1.1.126 255.255.255.128
!
ip-share enable
ip-share interface net-side pptp0
ip-share interface local-side ether1.0
!
interface ether0.0
 no ip address
 encapsulation ppp-pptp
 pptp ip remote 192.168.2.200
 pptp route data
 ppp authentication chap callin
 ppp chap hostname Addpac
 ppp chap password 1234
 no ppp ipcp ms-dns
 no ppp ipcp default-route
!
interface ether1.0
 no ip address
 ip dhcp-group 0
!
interface pptp0
 ip address 192.168.70.50 255.255.255.0
!
ip-policy ip    host  voip-interface any  route-if ether0.0
```

Application Example 3. (cont.)

Send VoIP traffic only to PPTP Interface (PAT Environment)

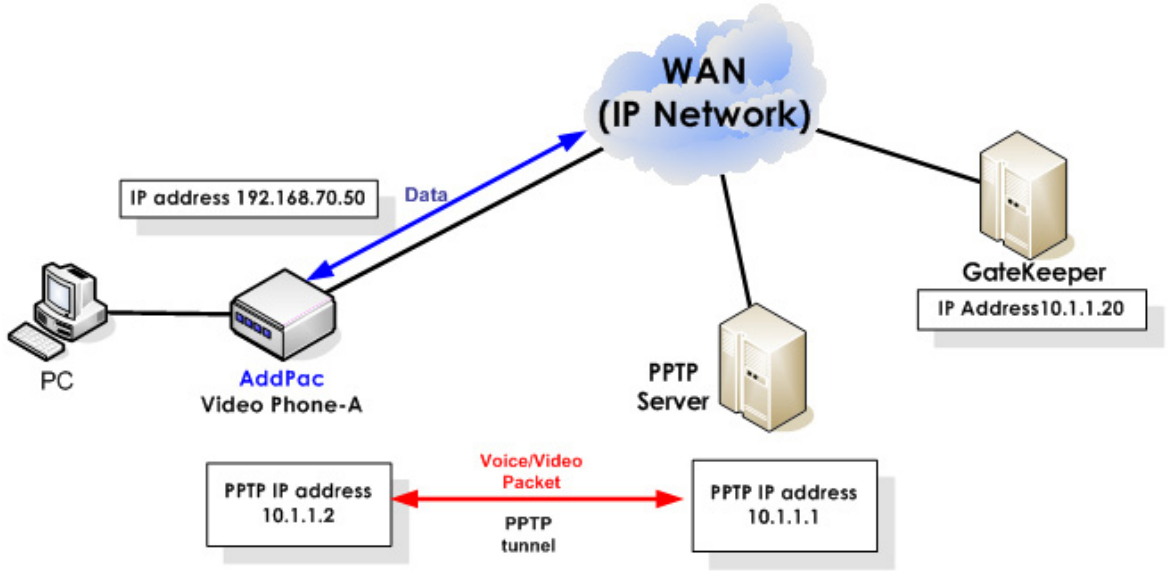


```
version 8.234
!
hostname AP-VP200
!
dhcp-list 0 type server
dhcp-list 0 address server  10.1.1.2 10.1.1.254 255.255.255.0
dhcp-list 0 option dns 168.126.63.1
dhcp-list 0 option router-option 10.1.1.1
!
nat-list 1 pat static-entry tcp 1720  local
```

Application Example 3.(cont.)

```
nat-list 1 pat static-entry udp 5060  local
nat-list 1 pat static-entry tcp 1723  local
nat-list 1 pat group-static-entry udp 22000 22001 local
nat-list 1 pat group-static-entry udp 23000 24999 local
nat-list 1 pat group-static-entry tcp 10000 10999 local
nat-list 1 pat group-static-entry tcp 14000 14999 local
nat-list 1 pat group-static-entry tcp 18000 18999 local
nat-list 1 pat static-entry tcp 23  local
nat-list 1 pat group-static-entry tcp 20 21 local
nat-list 1 pat group-static-entry udp 67 68 local
nat-list 1 pat static-entry icmp ping  local
!
no ip-share enable
ip-share interface net-side ether0.0
ip-share interface local-side ether1.0
!
interface ether0.0
 no ip address
 encapsulation ppp-pptp
 pptp ip remote 192.168.2.200
 pptp route data
 ppp authentication chap callin
 ppp chap hostname addpac
```

Application Example 3.

```
ppp chap password addpac
no ppp ipcp ms-dns
no ppp ipcp default-route  ← This command is used when a used doesn't
want to get the default routing information from PPTP server
!
interface ether1.0
 ip address 10.1.1.1 255.255.255.0
 ip nat-group 1 pat pptp0  ← pptp0 interface ip (public  IP) translate ,
 ip dhcp-group 0
!
interface pptp0
 no ip address
 encapsulation pppoe
 ppp authentication pap callin
```

Video Phone Series

Thank you!

AddPac Technology Co., Ltd.
Sales and Marketing

Phone +82.2.568.3848 (KOREA)
FAX +82.2.568.3847 (KOREA)
E-mail sales@addpac.com