

AP-VP300™
BcN Video Phone

High Performance Broadband Convergence Network IP Video Phone Solution

Voice PTT(Push-to-Talk) Service Features



AddPac Technology

Sales and Marketing

www.addpac.com

Contents

- PTT Service Network Diagram
- AddPac PTT Service Features
- AP-VP300 Voice PTT Service UI
  - PTT Idle Mode
  - PTT Call Mode
  - PTT Call Mode (Dialing)
  - PTT Waiting Mode
  - PTT Mode
  - PTT Close Mode



PTT Service Network Diagram

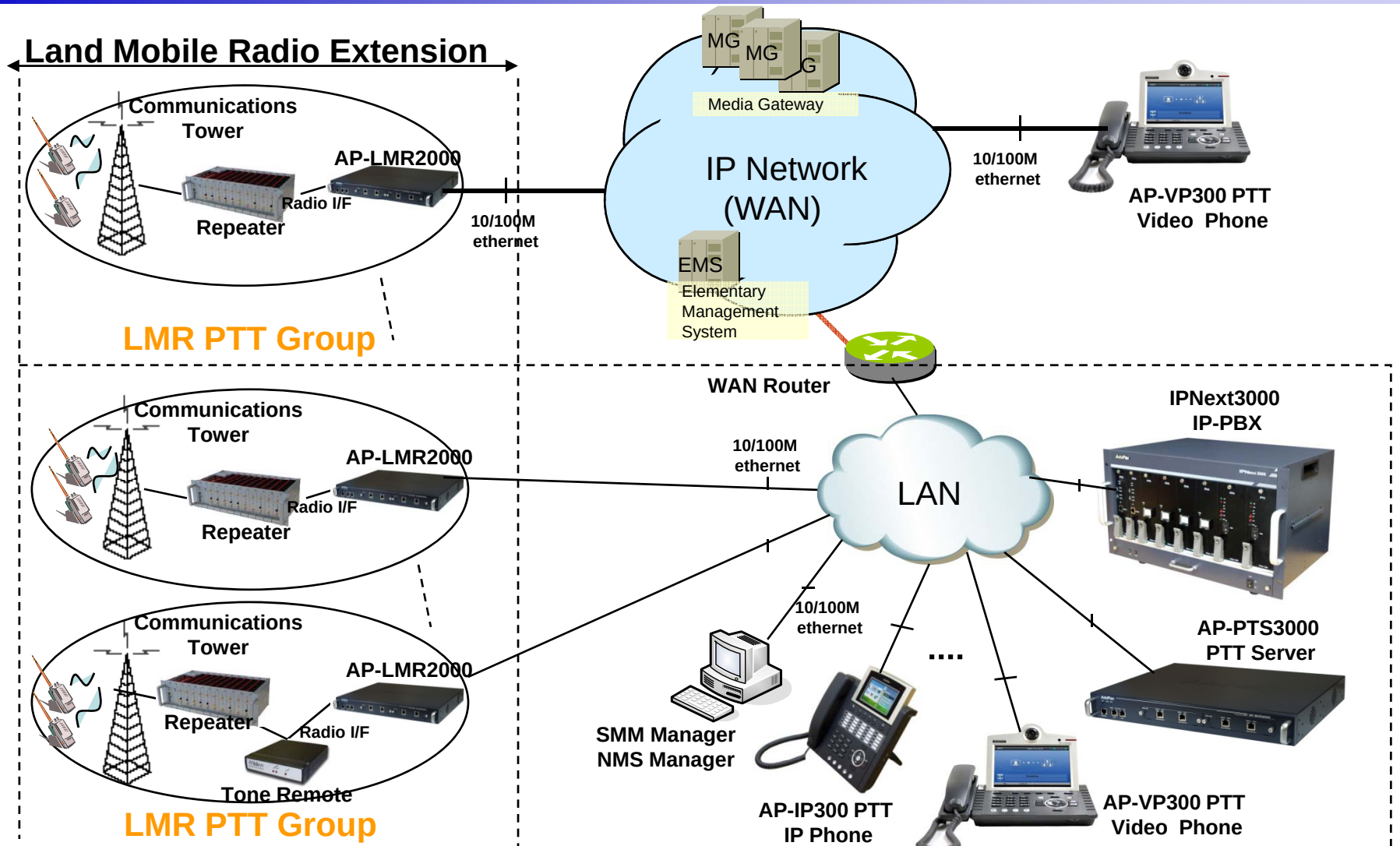

AddPac PTT Service Features

- Various VoIP & PTT Call Mode Support
  - VoIP Call & PTT Call Support
  - Call Waiting Support and Incoming Call Indication
  - VoIP Call and PTT Call Mode Change
  - Various PTT Call Mode Support
    - Point-to-Point PTT Call, Group PTT Call, Emergency PTT Call
  - PTT Call Connection using Send/PTT Button
- Status Display & Indication Function
  - Various Call Status Display using ICON
    - Call, SMS, Wi-Fi Antenna, PTT Call Status
  - Status Indication using LED
    - Absent Call, Emergency Call
  - Status Indication using Sound
    - PTT Call Start/Incoming Call, Wi-Fi connection and release

AddPac PTT Service Features

- PTT Group List Display Function
  - PTT Member List Display
    - Overall, Personal, Group, Emergency List Display
  - Group Presence Status Display
  - PTT Group Presence Status Display (Option : Presence Server Required)
    - Automatic Presence Status Display
    - Manual Presence Status Display
- VoIP Call List Display
  - Outbound/Incoming/Absent Call List
  - VoIP Call Phone Book
  - VoIP Call List Delete and Redialing Support

AP-VP300 PTT(Push-to-Talk) Service UI

PTT Idle Mode





PTT Call Mode Entering by
F3 Softkey Press

PTT Call Mode

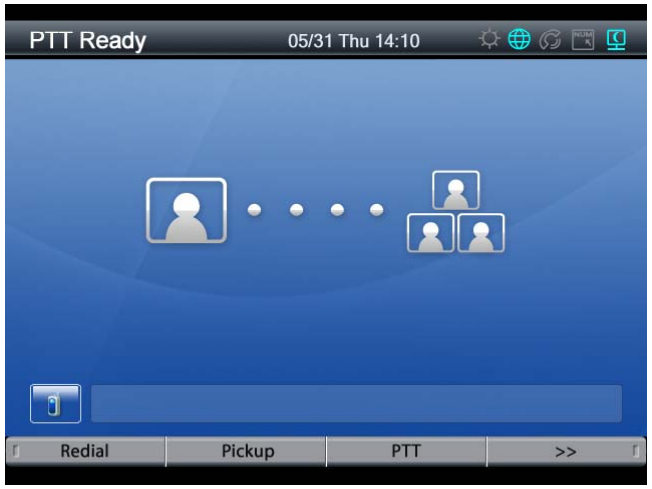



PTT Call Mode (Dialing)

PTT Dialing Number : 1002

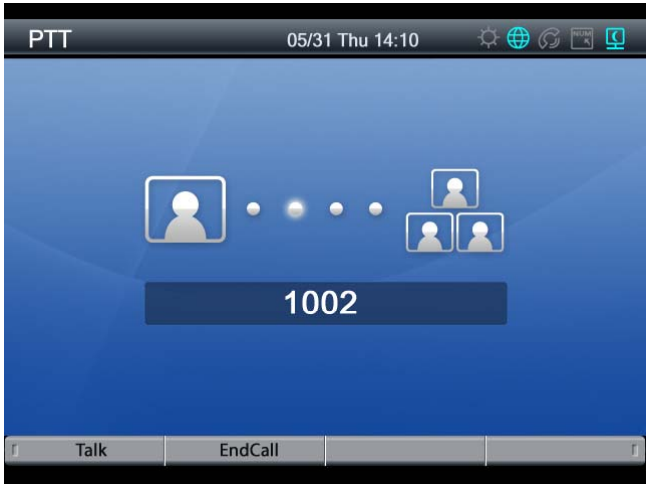



PTT Waiting Mode

PTT Waiting Mode after PTT Dialing

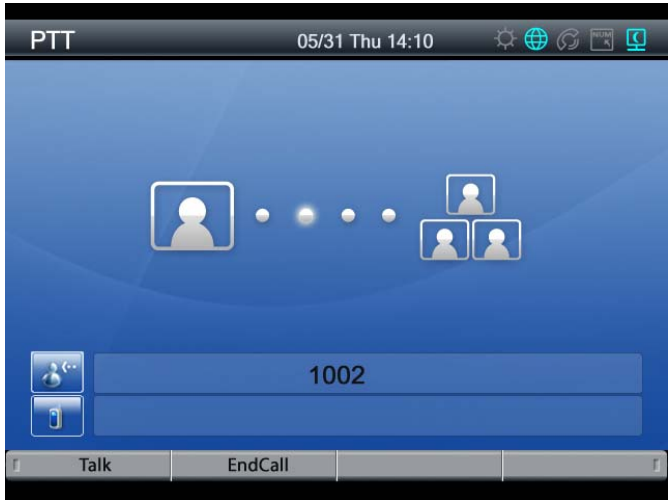



Push-to-Talk Mode

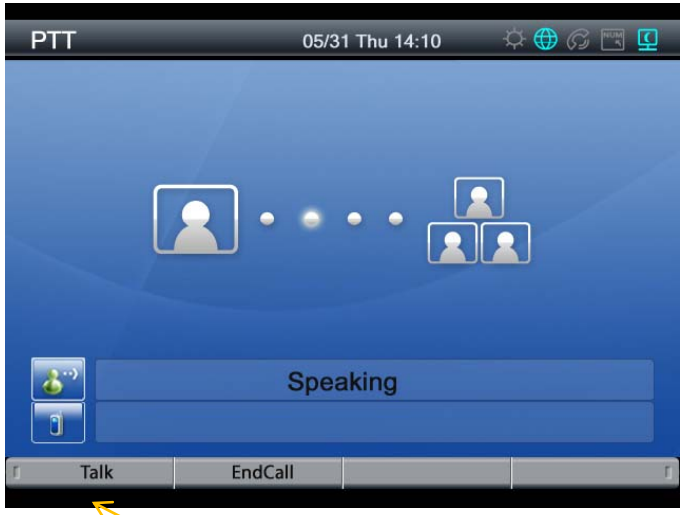



Push-to-Talk (F1 Softkey Press)

PTT Close Mode

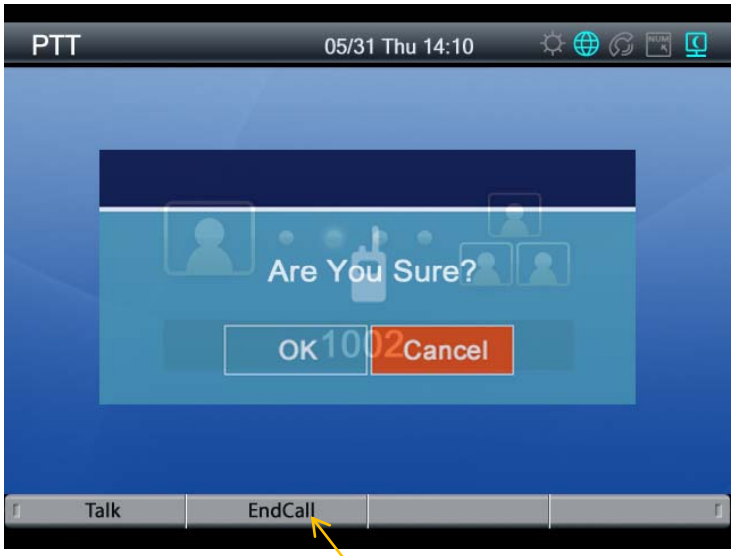



PTT Close (F2 Softkey Press & OK)

Thank you!

AddPac Technology Co., Ltd.
Sales and Marketing

Phone +82.2.568.3848 (KOREA)
FAX +82.2.568.3847 (KOREA)
E-mail sales@addpac.com