

AP-VPMS

VoIP/Video Plug & Play Management System

Next Generation Large Scale VoIP/Video Equipment Management Solution



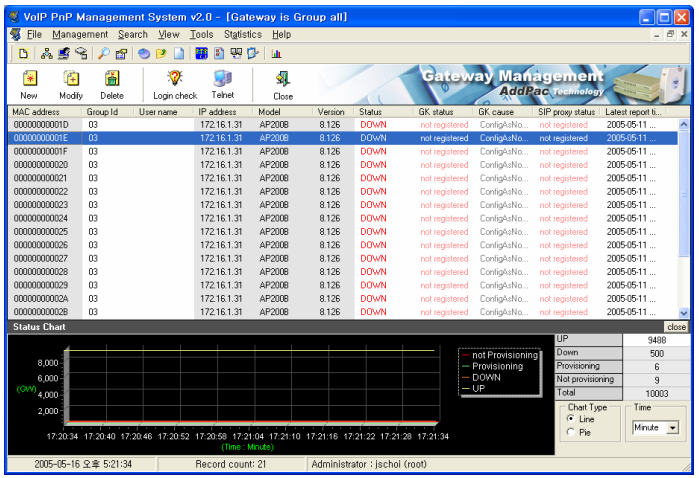





AddPac

AddPac Technology

Sales and Marketing

www.addpac.com

AP-VPMS
VoIP/Video Plug & Play Management System

- Product Overview
- Network Diagram
- Hardware Specification
- Software Requirement
- AP-VPMS GUI (Example)
- System Performance Evaluation
- Ordering Information

Product Overview

AP-VPMS VoIP/Video Plug & Play Management System

- Powerful Management and User Friendly Features
- Graphical VoIP Gateway Plug & Play Manager
- Stability and Reliability Management System
- CLI Interface for Detailed Control
- VPMS Function List
  - Auto Initial Config and Installation
  - Gateway Status Monitoring & Analysis
  - Auto Firmware Upgrade
  - Gateway Management
    (Registration, Modification, Search, Delete, Filtering, etc)
  - Account Management
  - Group Management
  - Event Log View
  - Gateway Status Report

Network Diagram

AP-VPMS VoIP/Video Plug & Play Management System

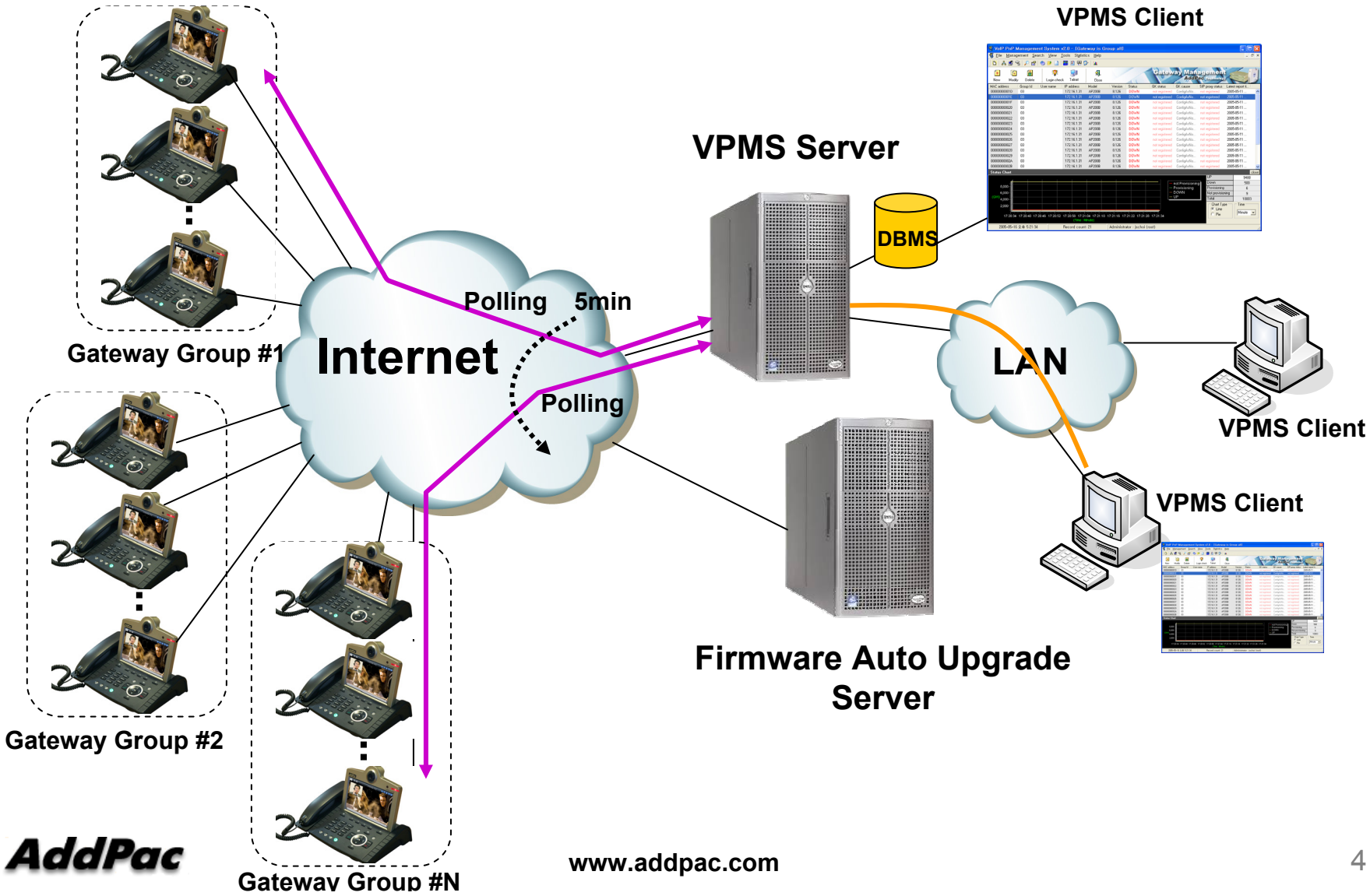

Product Highlights

AP-VPMS VoIP/Video Plug & Play Management System

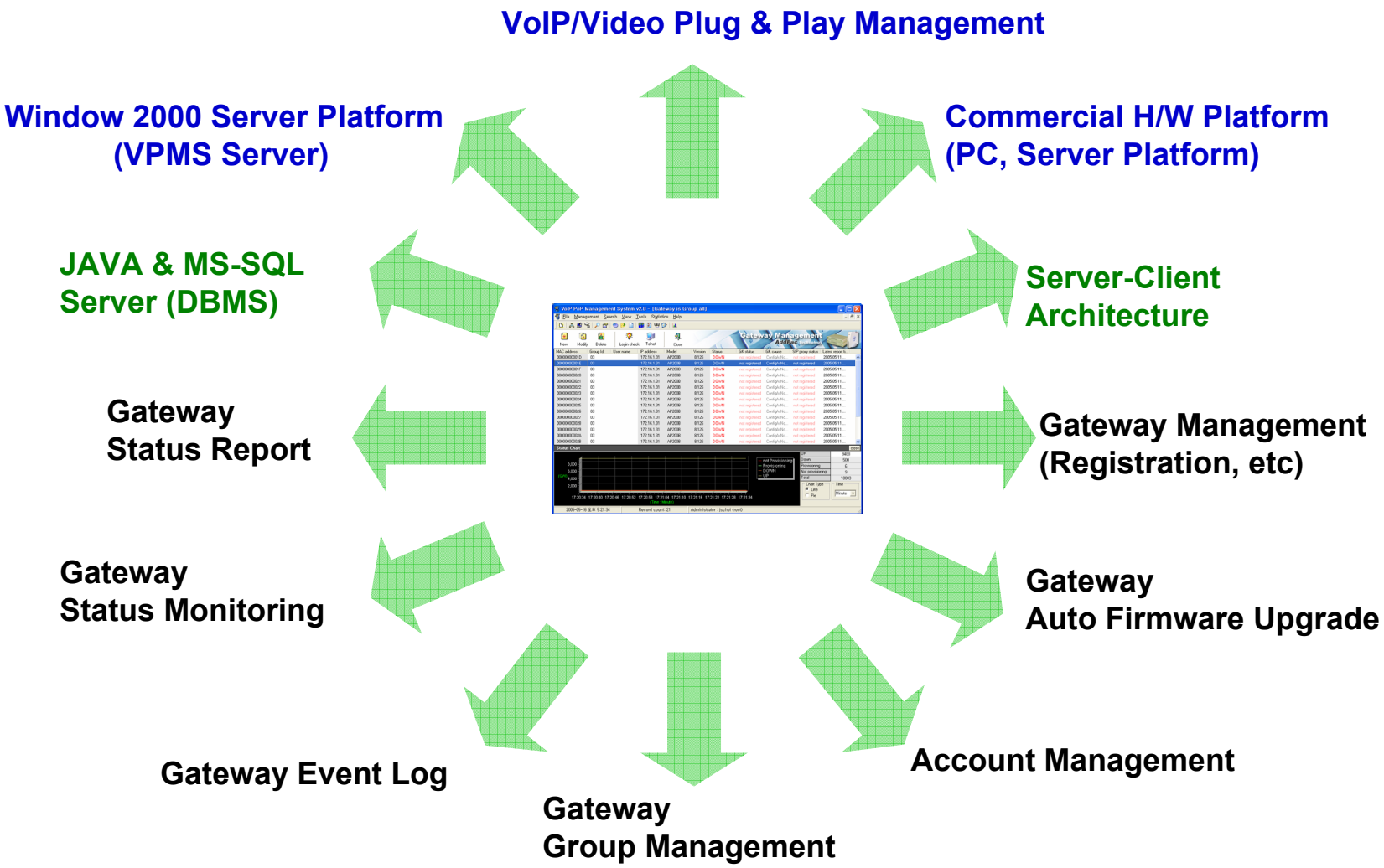

Hardware Specification

AP-VPMS VoIP/Video Plug & Play Management System

RISC CPU

- **Commercial H/W Platform**
  (Dell Server, Desktop PC, etc)
- **AP-VPMS Server H/W Requirement(1,000Ea)**
  - **CPU : Intel Pentium 4 1GHz (minimum)**
  - **MEMORY : 1GByte(minimum)**
  - **HDD : 40GB**
  - **OS : Window 2000 Server**
- **AP-VPMS Client H/W Requirement**
  - **CPU : Intel Pentium Series**
  - **MEMORY : 256Mbyte, 128Mbyte (minimum)**
  - **OS : Window XP, Window 2000, Window 9x,etc**

Software Requirement

AP-VPMS VoIP/Video Plug & Play Management System

- **DataBase : MS-SQL server 2000 (standard)**
- **Auto-upgrade server** :Windows2000 server (IIS, FTP)
- **VPMS Server :Java JRE 1.4.1(download), VPMS server**
- **VPMS Client :VPMS client**
- Others : TeraTerm Pro 2.3 (freeware download)



AP-VPMS GUI Example

Model Management (Example)

AP-VPMS VoIP/Video Plug & Play Management System

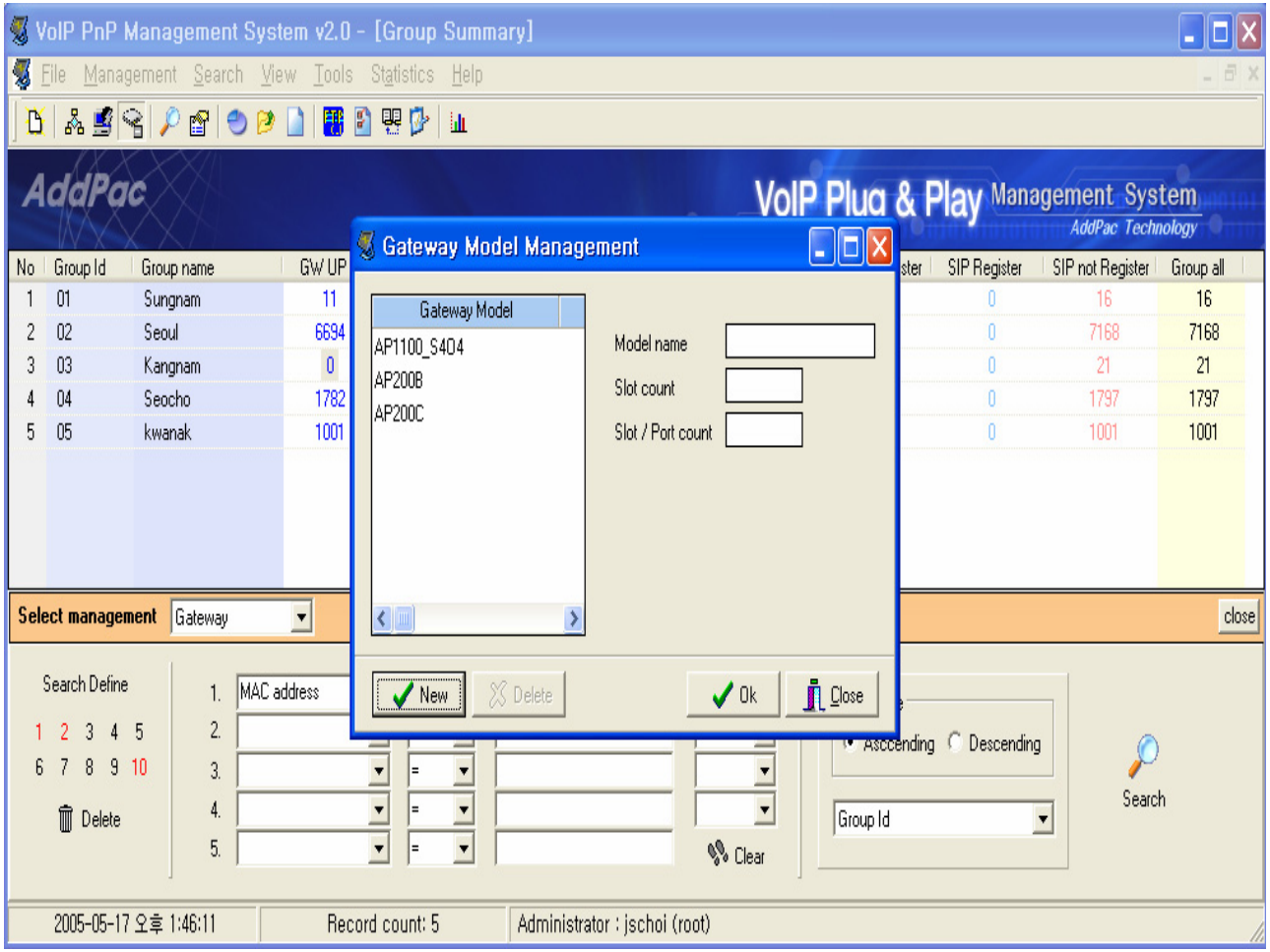

Equipment Filter Search (Example)

AP-VPMS VoIP/Video Plug & Play Management System

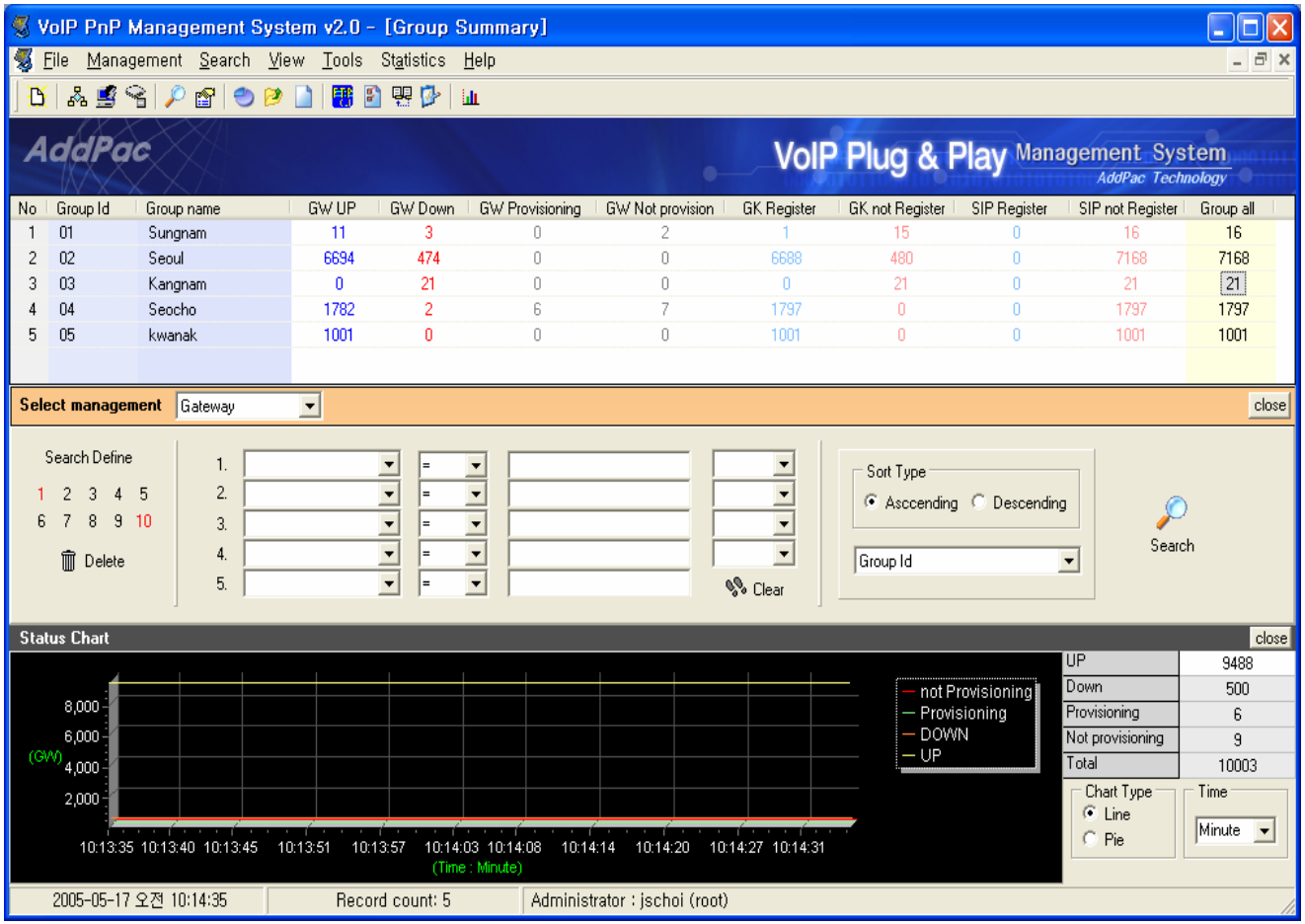

Firmware Upgrade (Example)

AP-VPMS VoIP/Video Plug & Play Management System

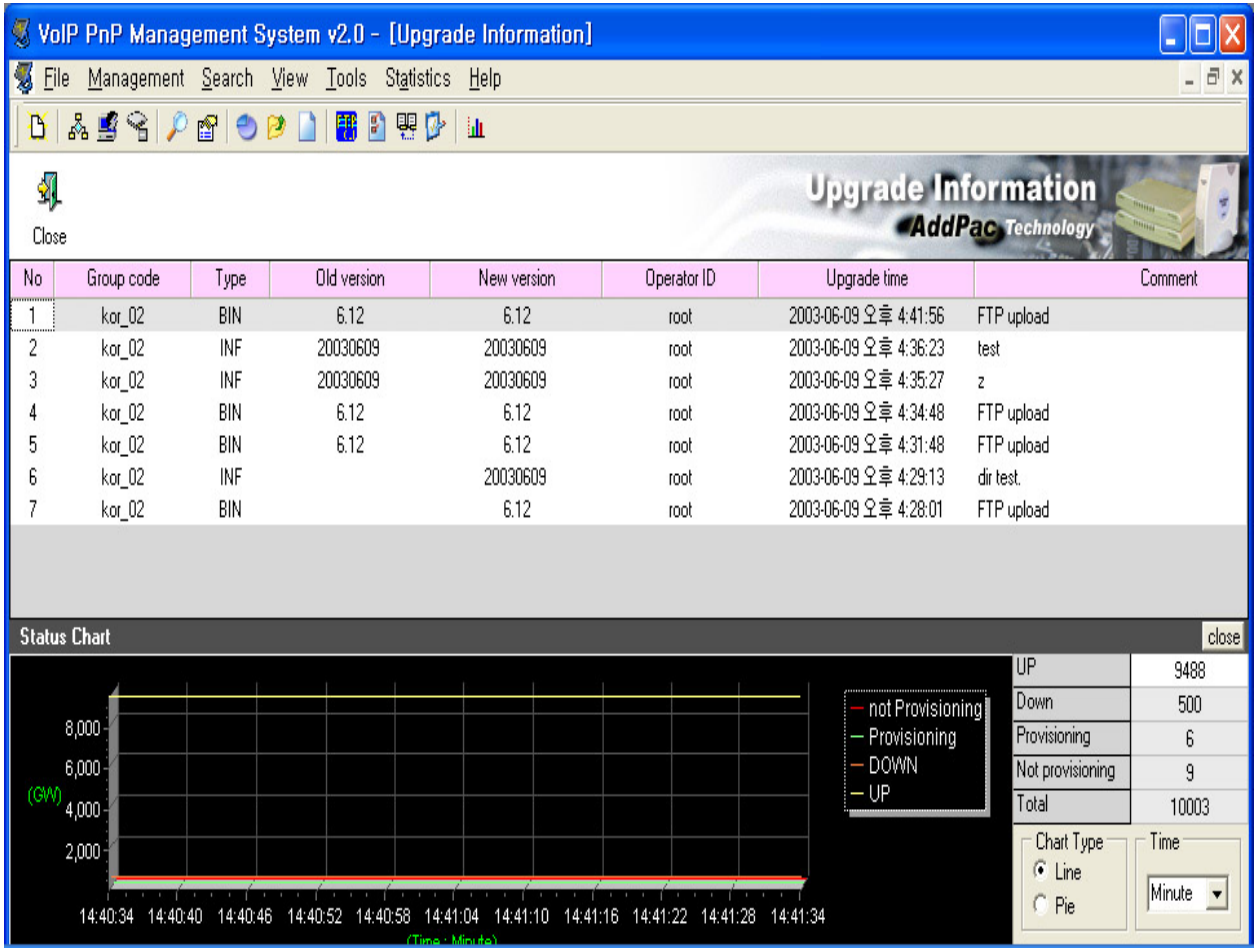

Event Log (Example)

AP-VPMS VoIP/Video Plug & Play Management System

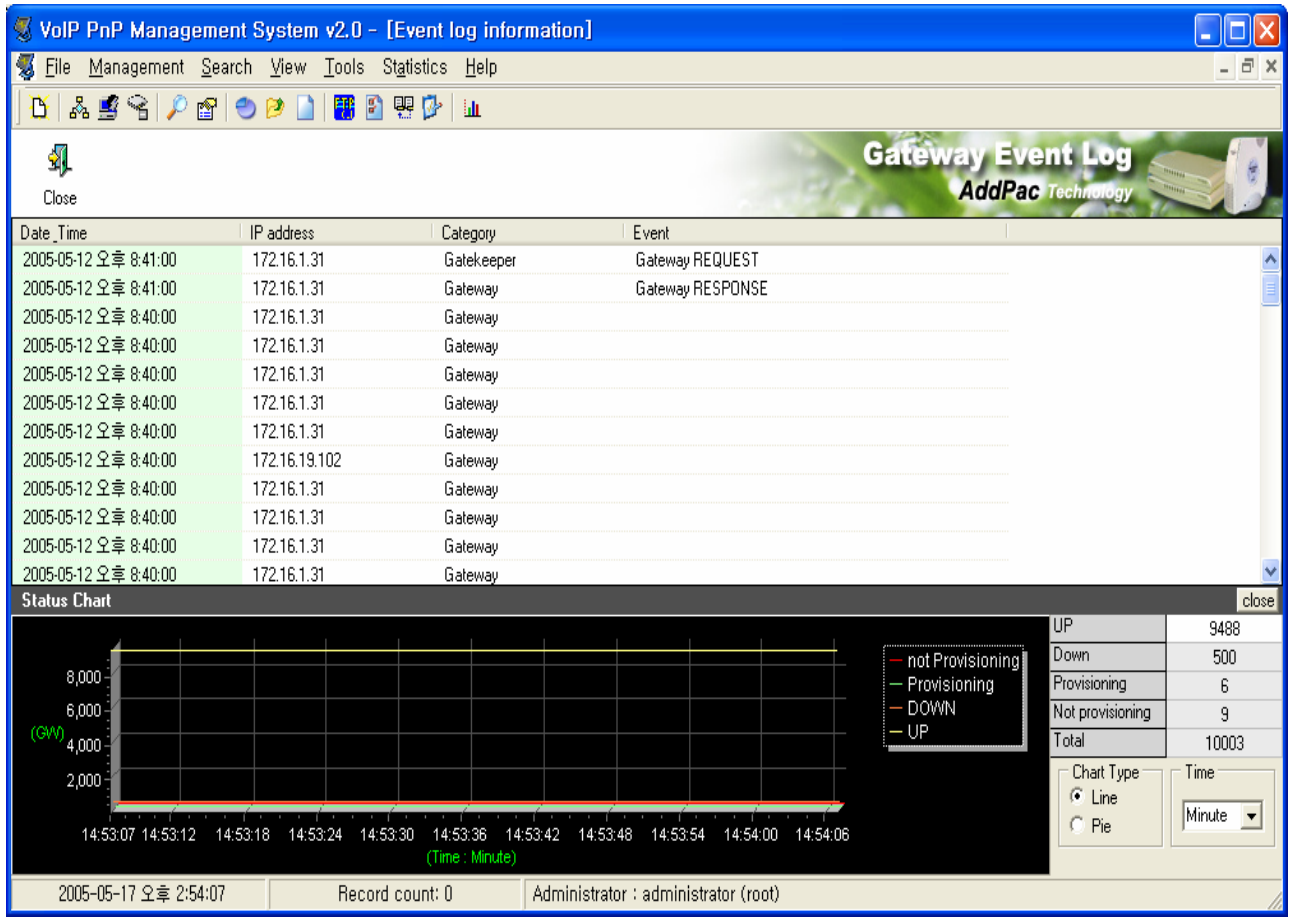

Report (Example)

AP-VPMS VoIP/Video Plug & Play Management System

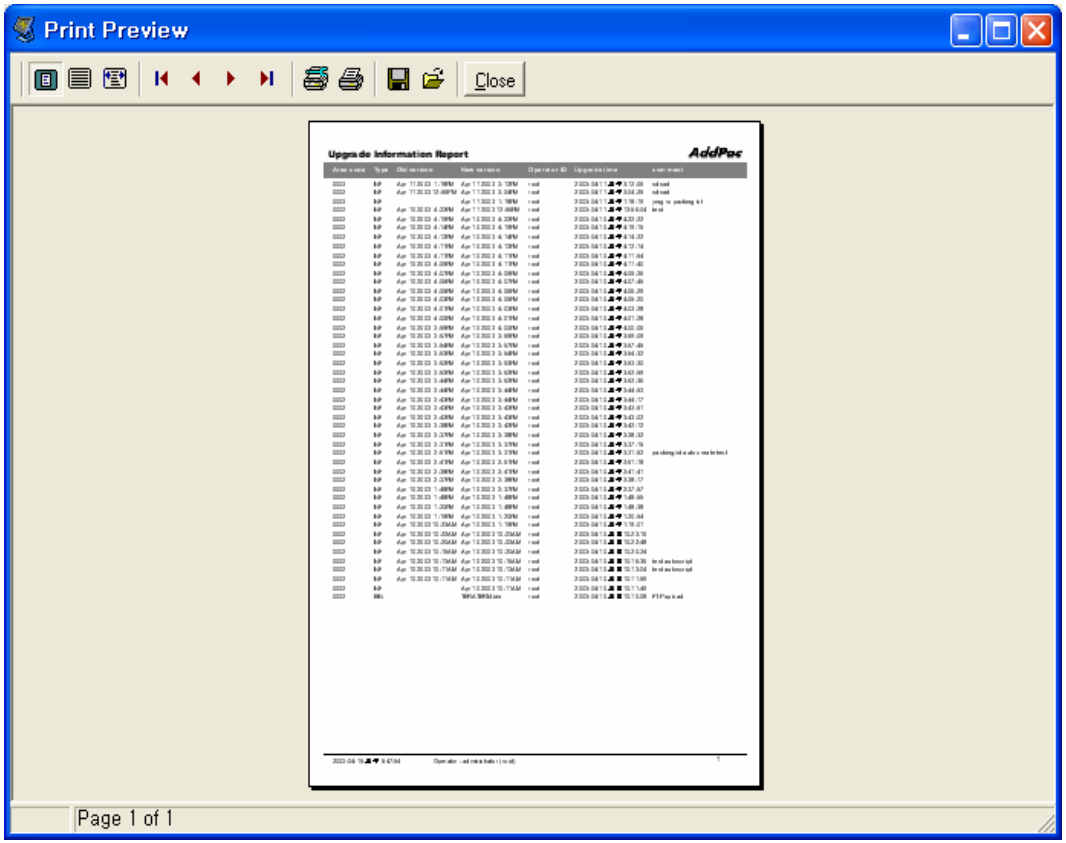

Report Preview (Example)

AP-VPMS VoIP/Video Plug & Play Management System

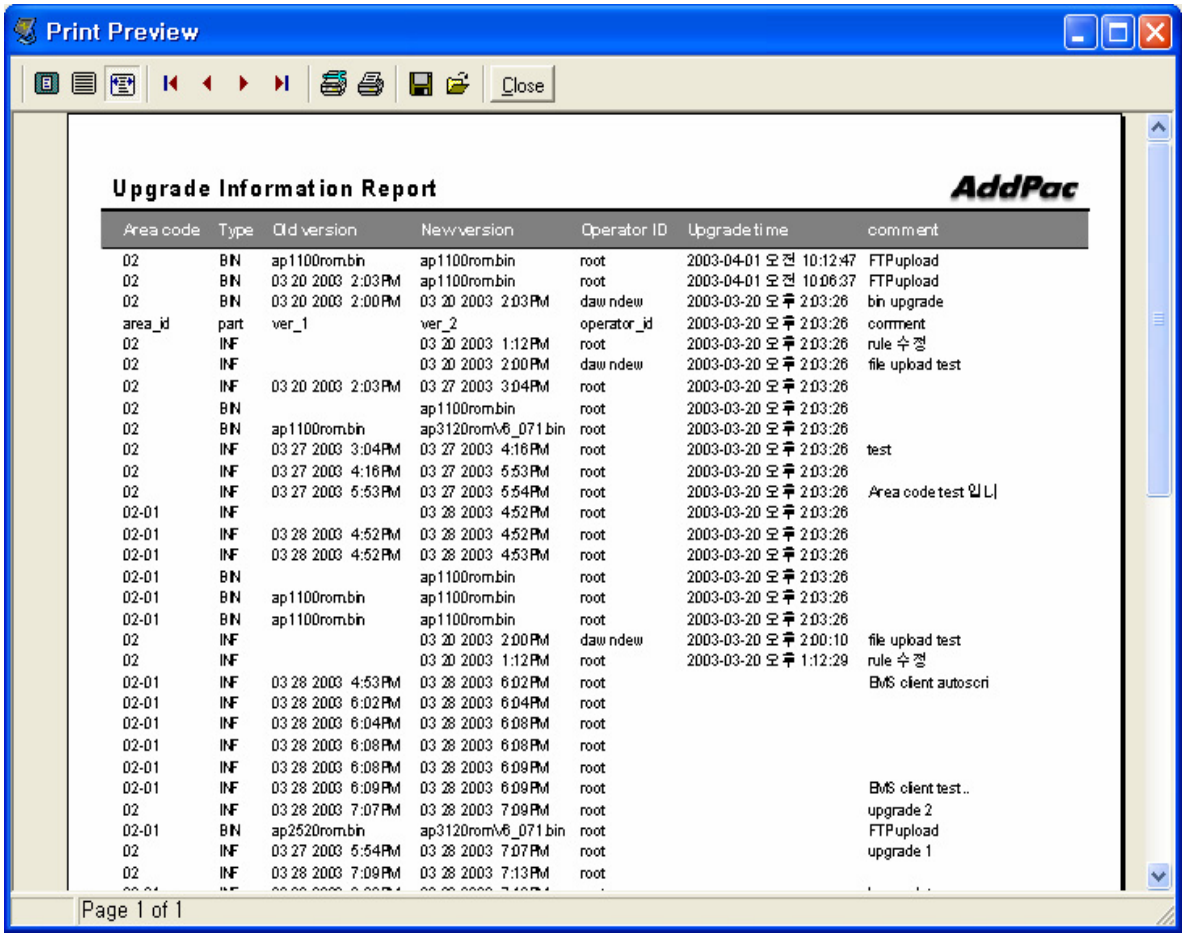

Area code	Type	Old version	New version	Operator ID	Upgrade time	comment
02	BIN	ap1100rom.bin	ap1100rom.bin	root	2003-04-01 오전 10:12:47	FTP upload
02	BIN	03 20 2003 2:03 PM	ap1100rom.bin	root	2003-04-01 오전 10:06:37	FTP upload
02	BIN	03 20 2003 2:00 PM	03 20 2003 2:03 PM	daw ndew	2003-03-20 오후 2:03:26	bin upgrade
area_id	part	ver_1	ver_2	operator_id	2003-03-20 오후 2:03:26	comment
02	INF		03 20 2003 1:12 PM	root	2003-03-20 오후 2:03:26	rule 수정
02	INF		03 20 2003 2:00 PM	daw ndew	2003-03-20 오후 2:03:26	file upload test
02	INF	03 20 2003 2:03 PM	03 27 2003 3:04 PM	root	2003-03-20 오후 2:03:26	
02	BIN		ap1100rom.bin	root	2003-03-20 오후 2:03:26	
02	BIN	ap1100rom.bin	ap3120rom\v6_071.bin	root	2003-03-20 오후 2:03:26	
02	INF	03 27 2003 3:04 PM	03 27 2003 4:16 PM	root	2003-03-20 오후 2:03:26	test
02	INF	03 27 2003 4:16 PM	03 27 2003 5:53 PM	root	2003-03-20 오후 2:03:26	
02	INF	03 27 2003 5:53 PM	03 27 2003 5:54 PM	root	2003-03-20 오후 2:03:26	Area code test입니
02-01	INF		03 28 2003 4:52 PM	root	2003-03-20 오후 2:03:26	
02-01	INF	03 28 2003 4:52 PM	03 28 2003 4:52 PM	root	2003-03-20 오후 2:03:26	
02-01	INF	03 28 2003 4:52 PM	03 28 2003 4:53 PM	root	2003-03-20 오후 2:03:26	
02-01	BIN		ap1100rom.bin	root	2003-03-20 오후 2:03:26	
02-01	BIN	ap1100rom.bin	ap1100rom.bin	root	2003-03-20 오후 2:03:26	
02-01	BIN	ap1100rom.bin	ap1100rom.bin	root	2003-03-20 오후 2:03:26	
02	INF		03 20 2003 2:00 PM	daw ndew	2003-03-20 오후 2:00:10	file upload test
02	INF		03 20 2003 1:12 PM	root	2003-03-20 오후 1:12:29	rule 수정
02-01	INF	03 28 2003 4:53 PM	03 28 2003 6:02 PM	root		BMS client autoscri
02-01	INF	03 28 2003 6:02 PM	03 28 2003 6:04 PM	root		
02-01	INF	03 28 2003 6:04 PM	03 28 2003 6:08 PM	root		
02-01	INF	03 28 2003 6:08 PM	03 28 2003 6:08 PM	root		
02-01	INF	03 28 2003 6:08 PM	03 28 2003 6:09 PM	root		
02-01	INF	03 28 2003 6:09 PM	03 28 2003 6:09 PM	root		BMS client test..
02	INF	03 28 2003 7:07 PM	03 28 2003 7:09 PM	root		upgrade 2
02-01	BIN	ap2520rom.bin	ap3120rom\v6_071.bin	root		FTP upload
02	INF	03 27 2003 5:54 PM	03 28 2003 7:07 PM	root		upgrade 1
02	INF	03 28 2003 7:09 PM	03 28 2003 7:13 PM	root		

Gateway Statistics (Example)

AP-VPMS VoIP/Video Plug & Play Management System

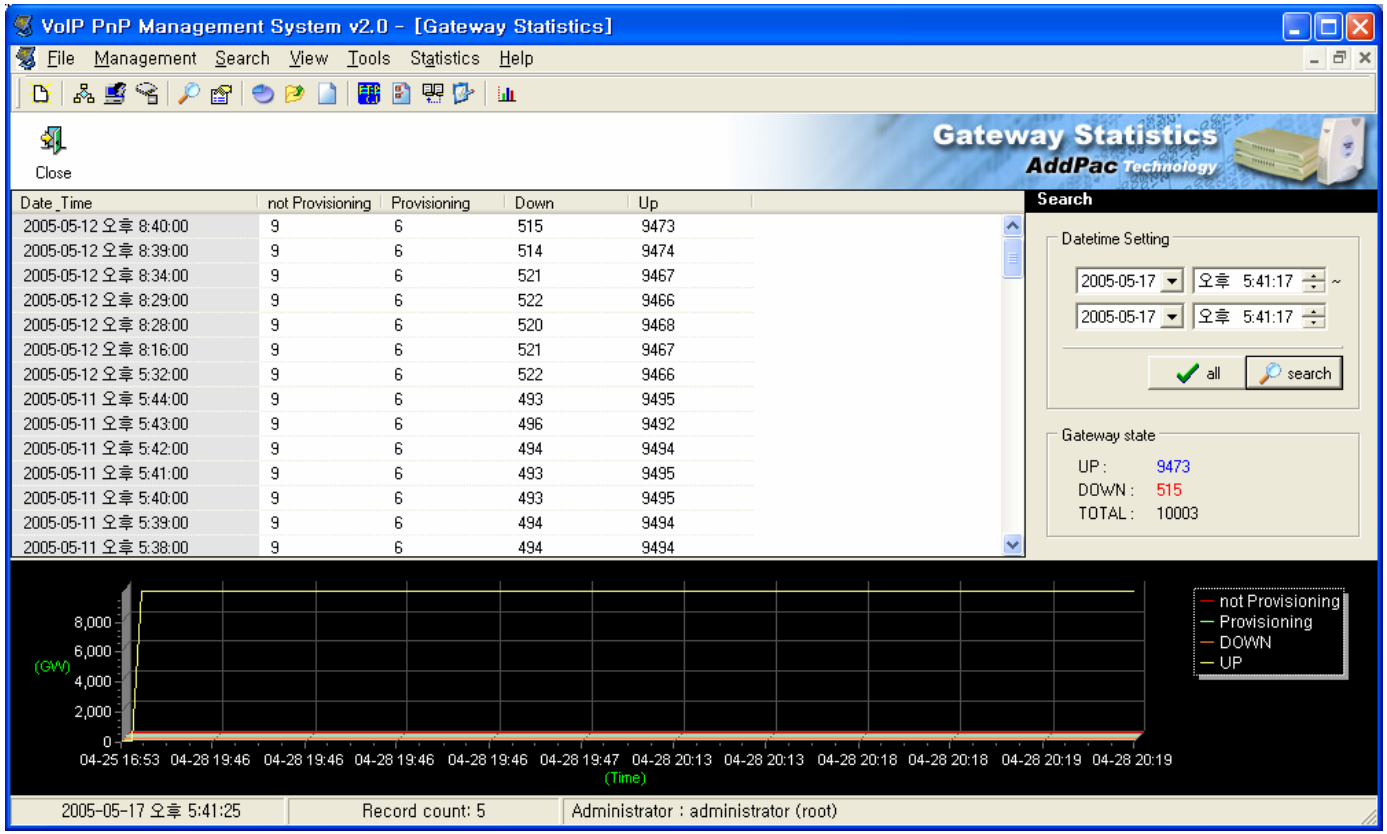

AP-VPMS Performance Analysis

System Performance Simulation Env.

AP-VPMS VoIP/Video Plug & Play Management System

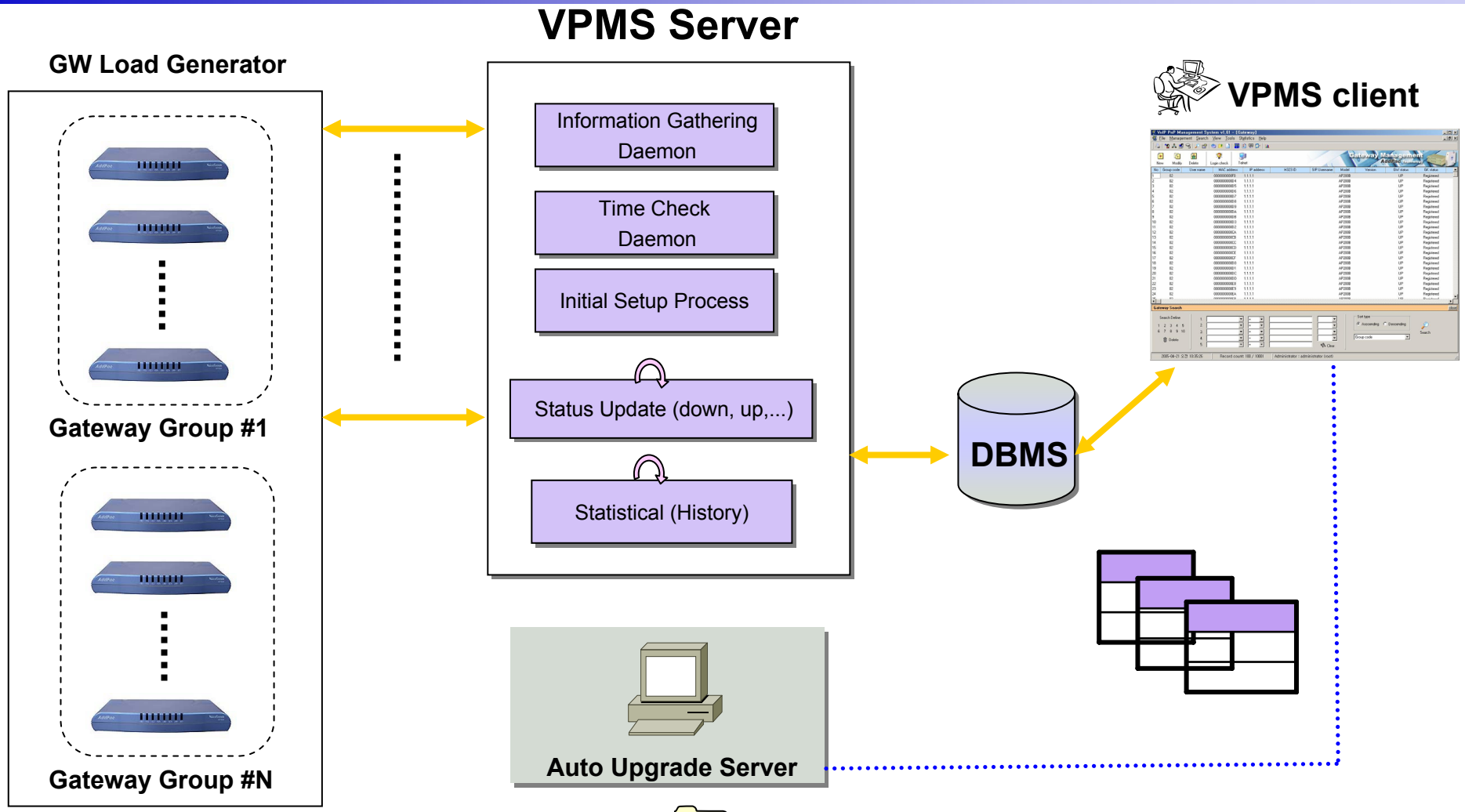

Simulation Parameters

AP-VPMS VoIP/Video Plug & Play Management System

Item		Item	Contents			Comments
GW Simulator	Number of Gateway	machine 1	**1000**	**Total 2000 GW, 3 machine**		
		machine 2	**500**			
		machine 3	**500**			
	GW->VPMS Server	Transmission Method	**Socket Type**			
		Packet Type	**UDP**			
		Transmission Interval	**60 sec**			
		Packet size	**63 octet (Radius Status Report)**			
VPMS Server		Transmission Method	**Socket Type**			
		Packet Type	**UDP**			
		Socket Type	**Non-Blocking Mode (selector)**			
VPMS Client		Status Check Interval	**3 sec (default value) – adjustable**			
		Group Management	**Maximum Depth One(1)**			
DBMS (Database Mgt System)		DBMS Type	**Microsoft MS SQL Server 2000 with sp3**			
		Server-> DBMS Connection	**JDBC Driver Type 4**			
		TABLE	**Total 11 Table (9 Master + 2 Hisory Data)**			
		TABLE INCREMENT Rate	**Management GW # = 2,000, Number of Status Change is 5 time per day**			
			History Data (Table)	**event**	**2,000 x 5 x 27(byte per event) = 270,000 =** 270k/day	**Total=** 300K per day
				status	**24 Hour / server status update Interval (ex: 60 sec) = 1,440 event per day** **1,440 x 24 byte (byte per evenet) = 34,560 =** 34 K/day	

Simulation Result

AP-VPMS VoIP/Video Plug & Play Management System

VPMS server
1) O.S : windows server 2000
2) CPU : 2.8 GHz
3) Memory : 1,047,540(1G)
4) Java version : JRE 1.4.07
5) Server Update Internal : 100 sec

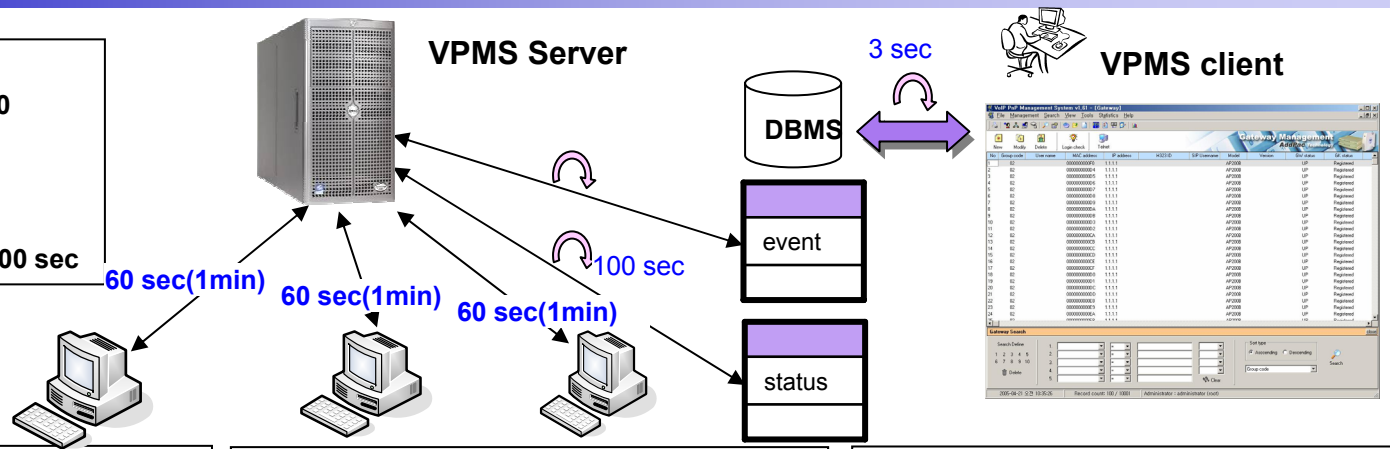

GW simulator #1
1) O.S : windows server 2003
2) CPU : 3.6 GHz (Xeon CPU)
3) Memory : 2 G
4) GW# : 10 Group X 100 GW# per Group = **1000**

GW simulator #2
1) O.S : windows XP Home Edition with sp2
2) CPU : 1.69 GHz
3) Memory : 1 G
4) GW# : = 10 Group X100 GW# per Group = **500**

GW simulator #3
1) O.S : windows server 2003 Enterprise Ed.
2) CPU : centrino 1.4 G
3) Memory : 256 M
4) GW# : = 10 Group X100 GW# per Group = **500**

Item	Start	End	Comments
Time	**D-2 16:35 min**	**D+0 09:35 min**	**Duration = 65 hrs**
CPU	**2% under**	**2 % under**	
Memory	**12,136 KB(12 M)**	**13,368 KB (13 M)**	
GW down (data loss)	**Not Occurred**		
History table	**Number of Event Table : 103,174, Number of GW status : 9,721**		
VPMS Server Setting	**1) socket receiver buffer : 5,000,000 byte(5M), 2) socket type : Non-Blocking (Selector)**		
VPMS Client **(Test Result)**	**1) Memory : OK (No Leaked), 2) Program Termination (abnormal, normal) : OK, 3) Program Processing Speed : OK (No Delay) 4) if Polling Interval is 5 min or longer than 5min, GWs more than 10000 Ea are supported or controlled by VPMS**		

Ordering Information

- **AP-VPMS VoIP/Video Plug & Play Management S/W**
  - **VPMS Server Program**
  - **VPMS Client Program**
- **Including 1 Year Hardware Warranty**
- **Product Documents**
  - Install and Operation Guide (PDF)
- **Pricing**
  - AddPac Technology Regional Sales Manager
  - Authorized Sales and Marketing Representatives
  - Please Contact www.addpac.com

Thank you!

AddPac Technology Co., Ltd.
Sales and Marketing

Phone +82.2.568.3848 (KOREA)
FAX +82.2.568.3847 (KOREA)
E-mail:sales@addpac.com