



VoIP Gateway Service Feature for Multiple MCU Redundancy Service

Call-hunt-group Service Overview

VoIP Gateway AP2340



Audio MCU AP-MC1500



AddPac

AddPac Technology

2012, Sales and Marketing

Contents

- Overview
- Signaling Flow
 - VoIP Gateway to MCU
 - VoIP Gateway to Gateway
- Command Line Interface

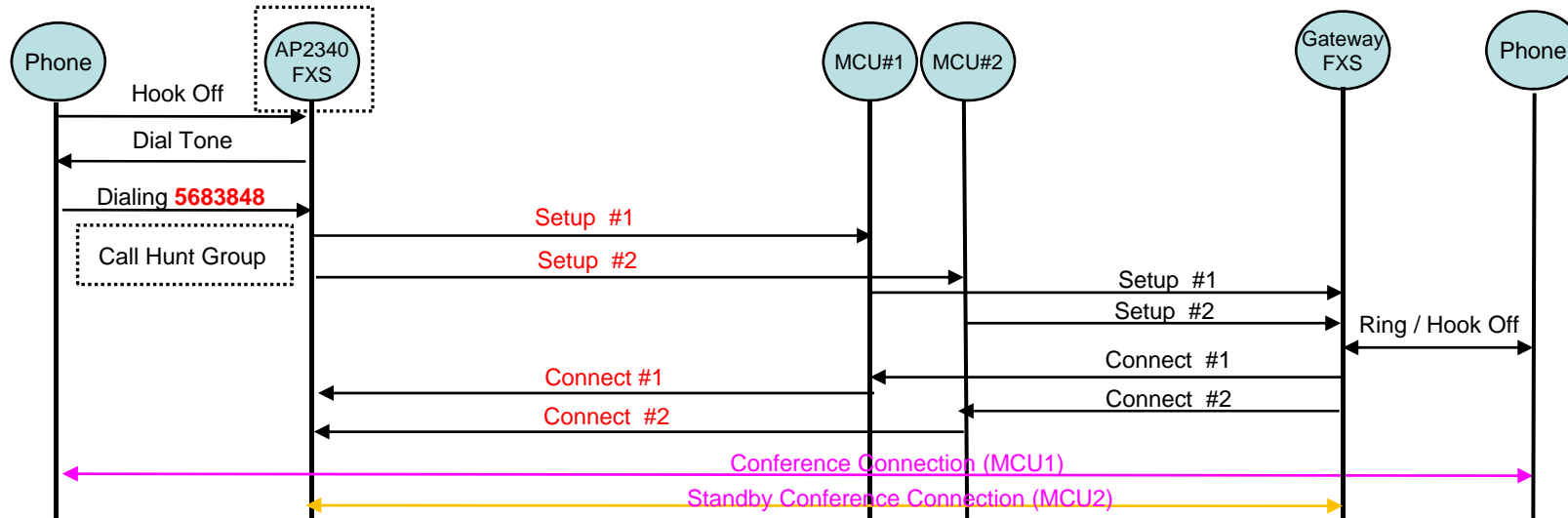
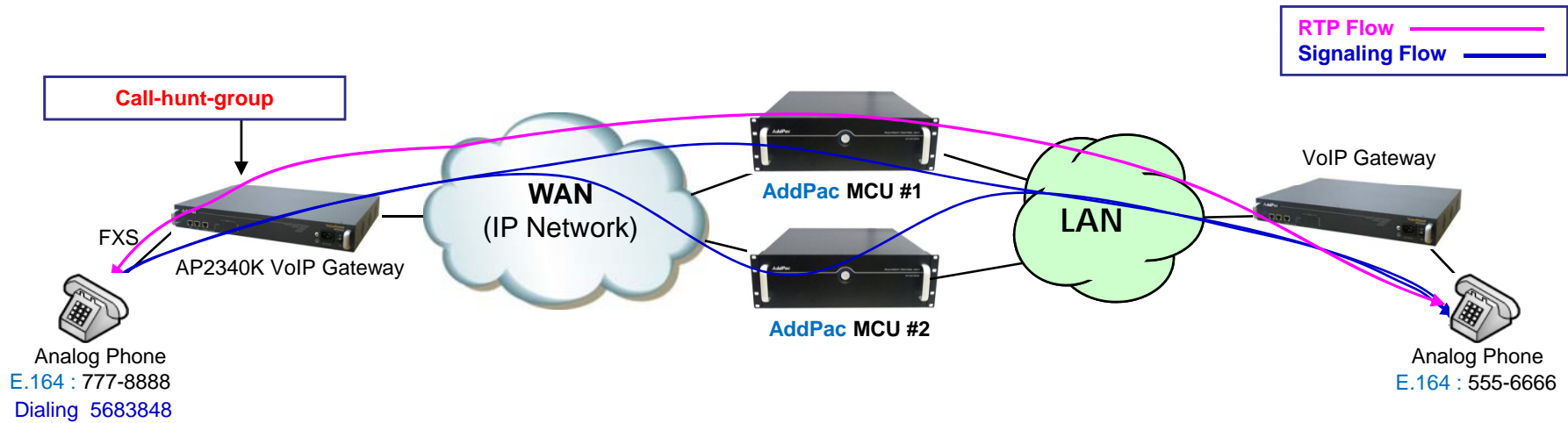


Overview

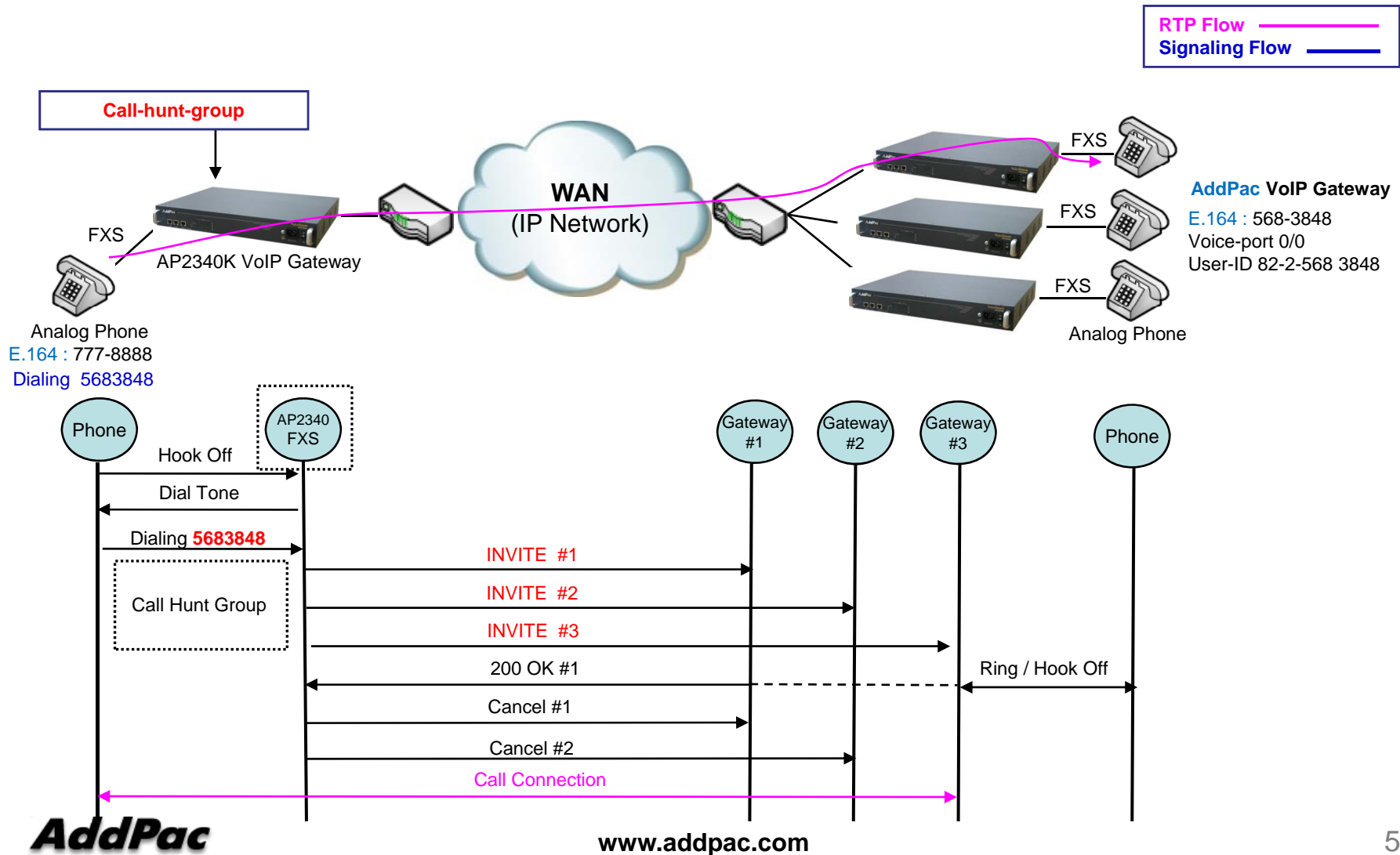
What`s Call-hunt-group

- Send multiple setup (h.323) or Invite (sip) message concurrently
- Send setup (h.323) or Invite (sip) message in order
- Call connection scheme for concurrent multiple call inbound from MCU
 - Call Arrival Time (First Incoming Call Service)
 - Preference Setting
 - RTP session change by Specific DTMF Transmission

Signaling Flow #1 (Gateway to MCU)



Signaling Flow #2 (VoIP Gateway to VoIP Gateway)



Command Line Interface

Multiple Setup or Invite Configuration Command (Default : Disable)

- Call-hunt-group

Group Configuration to send multiple SETUP (H.323), INVITE (SIP)
Setup identical call-hunt-group in Voice Port and VoIP Peer

- Call-hunt-group [Option]

- Disconnect-policy

Call Termination Policy Configuration

- Timeout hunt

Hunting Configuration to send setup or invite message

- Session-change-dtmf

DTMF Configuration to change RTP session change in hunt-group

Command Line Interface

Welcome to AddPac Gateway

login: root ← Login

Password:

Gateway > enable

Gateway#

Gateway# configure terminal ← Global Configuration

Gateway(config)# call-hunt-group <tag> ← Call-hunt-group Configuration

Gateway(call-hunt-group)# disconnect-policy

[active-session | individual | priority-based]

Gateway(call-hunt-group)# timeout hunt

[0-10] (0: simultaneous mode, 1-10: hunting mode)

Gateway(call-hunt-group)# session-change-dtmf

[<0-9> <#> <*>]



Thank you!

AddPac Technology Co., Ltd.
Sales and Marketing

Phone +82.2.568.3848 (KOREA)

FAX +82.2.568.3847 (KOREA)

E-mail sales@addpac.com