

Enterprise Smart Hub Solution for Wireless Sensor Devices



Enterprise Smart Sensor Hub Solution

- AP-SH1000(100 Series) Smart Sensor Hub
- AP-SH1000(200 Series) Smart Sensor Hub
- AP-SNC10000 Sensor Network Controller

[Learn More >](#)

The banner features a tablet displaying a sensor network interface, two small black sensor hub devices, and a large black server rack with multiple modules.



AddPac

AddPac Technology

Sales and Marketing

www.addpac.com

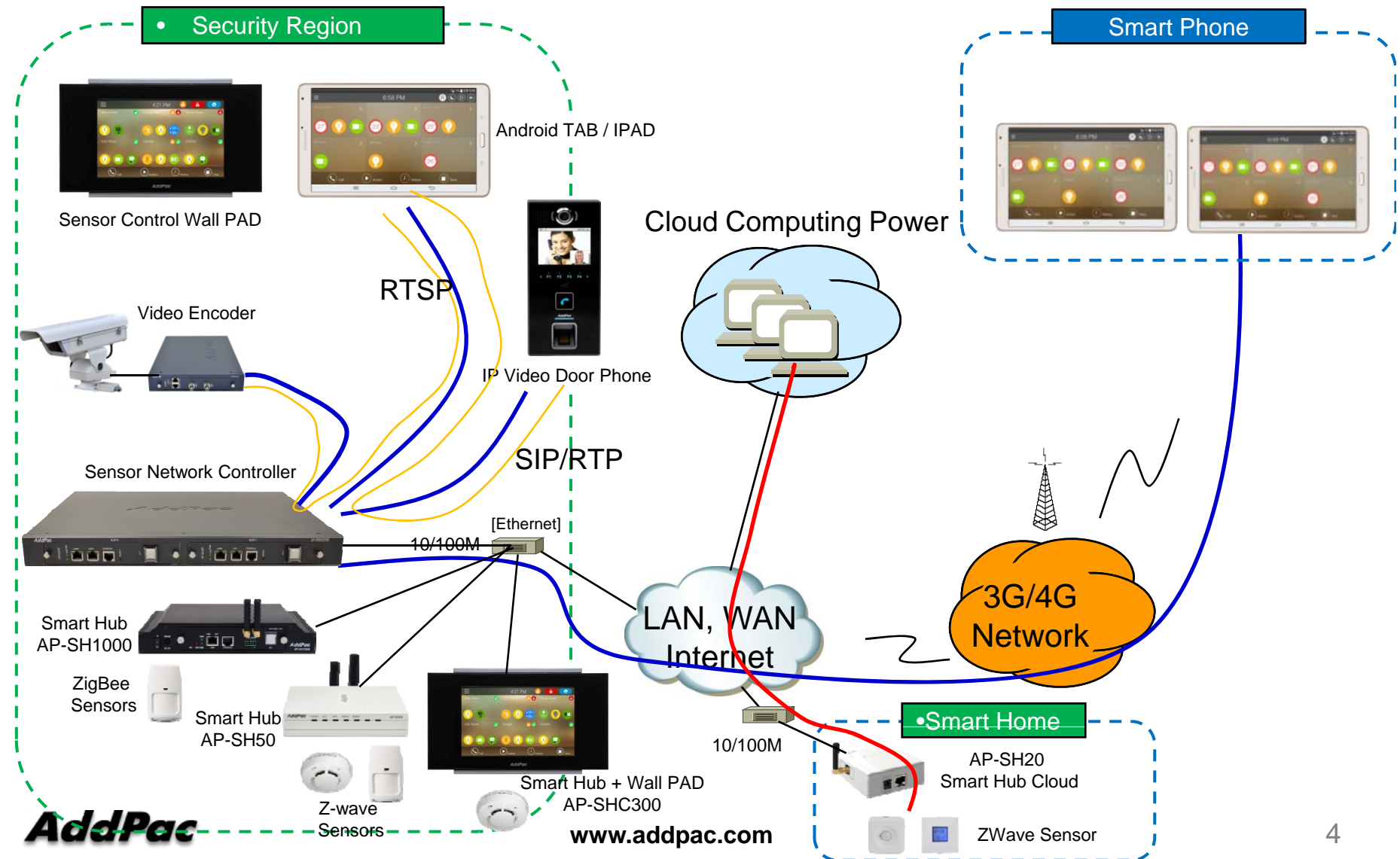
Contents

- IoT Equipment Solution Overview
- IoT Equipment Table
- Enterprise Smart Sensor Hub Equipment Table
- Enterprise Smart Sensor Hub Service Diagram
- Enterprise Smart Sensor Hub Equipment for Sensor Devices
 - AP-SH1000 (100 Series)
 - AP-SH1000 (200 Series)










Overview

Smart IoT Solution Network Diagram



Smart IoT Equipment Table

Smart Home Products	Description	Model
	Smart Hub for ZigBee/ZWave Sensors	AP-SH50, AP-SH50ZW, AP-SHD100
	Smart Hub Cloud for ZWave Sensors	AP-SH30, AP-SH20
	Enterprise Smart Hub	AP-SH1000
	Smart Sensor Network Controller	AP-SNC2000
	Smart Hub + Wall PAD	AP-SHC300
	Sensor Control Wall PAD	AP-SWP100
	Smart Phone and Tab/Pad Appl.	AP-ASH100, AP-ISH100

Enterprise Smart Hub Device Comparison Table

AP-SH1000 Module	AP-ZBW100	AP-ZBW200	AP-ZW100	AP-ZW200	AP-ZW104	AP-ZW204
Specification						
ZigBee Interface	Support	Support	N/A	N/A	N/A	N/A
ZigBee Antenna	1	1	N/A	N/A	N/A	N/A
ZWave Interface	Support	Support	Support	Support	Support	Support
ZWave Antenna	1	1	1	1	4	4
Network Interface	10/100Mbps Fast Ethernet	10/100Mbps Fast Ethernet	10/100Mbps Fast Ethernet	10/100Mbps Fast Ethernet	10/100Mbps Fast Ethernet	10/100Mbps Fast Ethernet
USB WiFi Interface	N/A	Support	N/A	Support	N/A	Support
RS232C Console	1	1	1	1	1	1
Speaker & Beacon Port	Support	Support	Support	Support	Support	Support






Smart Hub Equipment for Sensor Devices



Enterprise Smart Hub Device AP-SH1000 (100 Series)

Enterprise Smart Hub Device Comparison Table

AP-SH1000 Module	AP-ZBW100	AP-ZW100	AP-ZW104
Specification			
ZigBee Interface	Support	N/A	N/A
ZigBee Antenna	1	N/A	N/A
ZWave Interface	Support	Support	Support
ZWave Antenna	1	1	4
Network Interface	10/100Mbps Fast Ethernet	10/100Mbps Fast Ethernet	10/100Mbps Fast Ethernet
RS232C Console	1	1	1
Speaker & Beacon Port	Support	Support	Support

Product Overview

AP-SH1000 Enterprise Smart Hub for Z sensors

- Advanced Smart Enterprise Solution
- Zigbee/Zwave Dual Sensor Interface Support
- Smart IP Routing Service Features for Sensor Network
- AddPac IoT Solution Interworking Service Features
- Smart Hub Interworking Support for Third Party
- Module Type Hardware Architecture for Flexibility and Scalability
- High Performance RISC Programmable Architecture
- One 10/100Mbps Fast Ethernet
- External Antenna Support for Zwave/ZigBee Sensor Device
- High Performance LAN-to-Zigbee/Zwave Routing Capability
- Powerful Network Protocols (PPPoE, DHCP, Static Routing, etc)
- Firmware Upgradeable Architecture
- Smart Web based Management
- Light and Compact Design with External Power Supply

Hardware Specification

AP-SH1000 Enterprise Smart Hub for Z sensors

A square logo with a dark blue background and a white border. The text "RISC" is positioned above "CPU" in a white, sans-serif font.

RISC
CPU

- RISC Microprocessor Computing Power
- Z Sensor Interface Modules
 - AP-ZBW100 : ZigBee and ZWave Dual Interface
 - AP-ZW100 : ZWave Interface, One(1) Antenna
 - AP-ZW104 : Zwave Interface, Four(4) Antenna
- Speaker & Beacon Port
- Network Interface
 - One(1) 10/100Mbps Fast Ethernet (RJ45)
- One(1) RS232C Console Port
- Run LED, LAN LED, etc
- External Power Supply

Hardware Specification

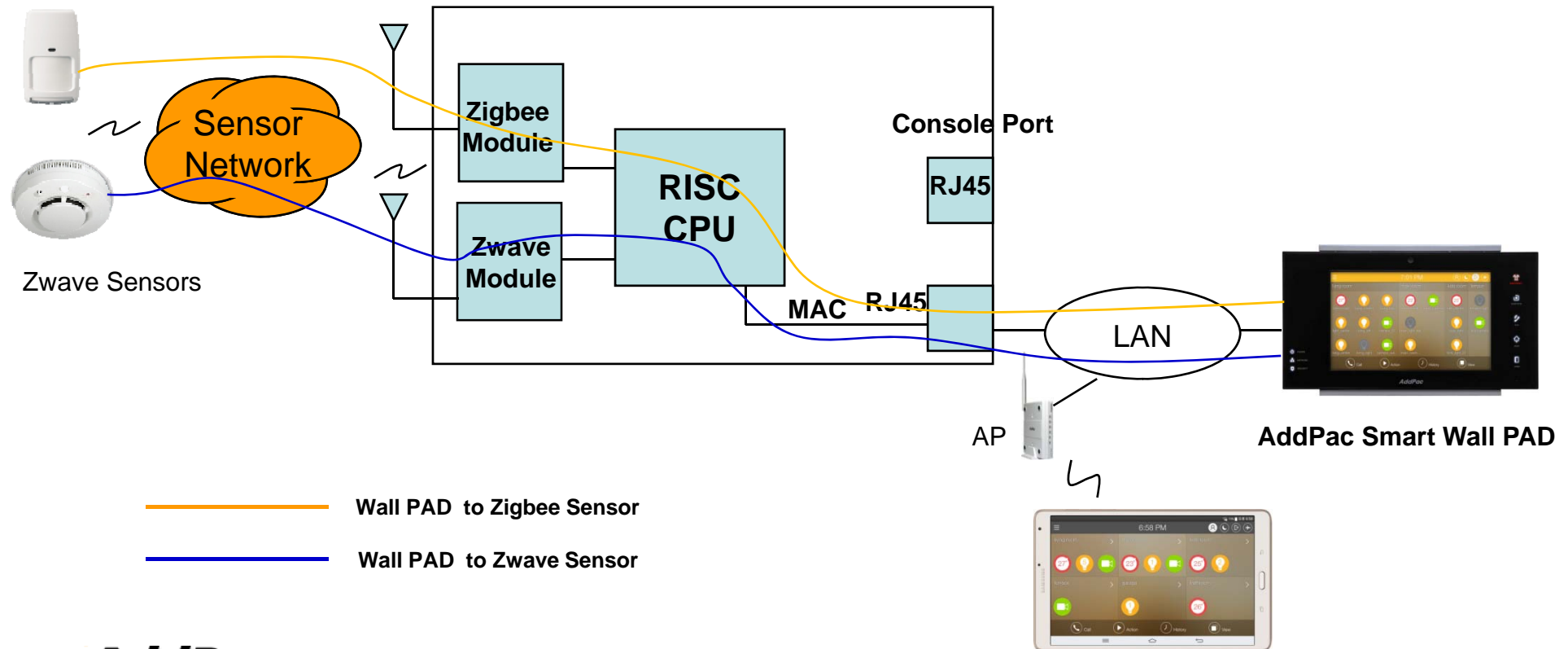
AP-SH1000 Enterprise Smart Hub for Z sensors



Smart Hub Service Diagram

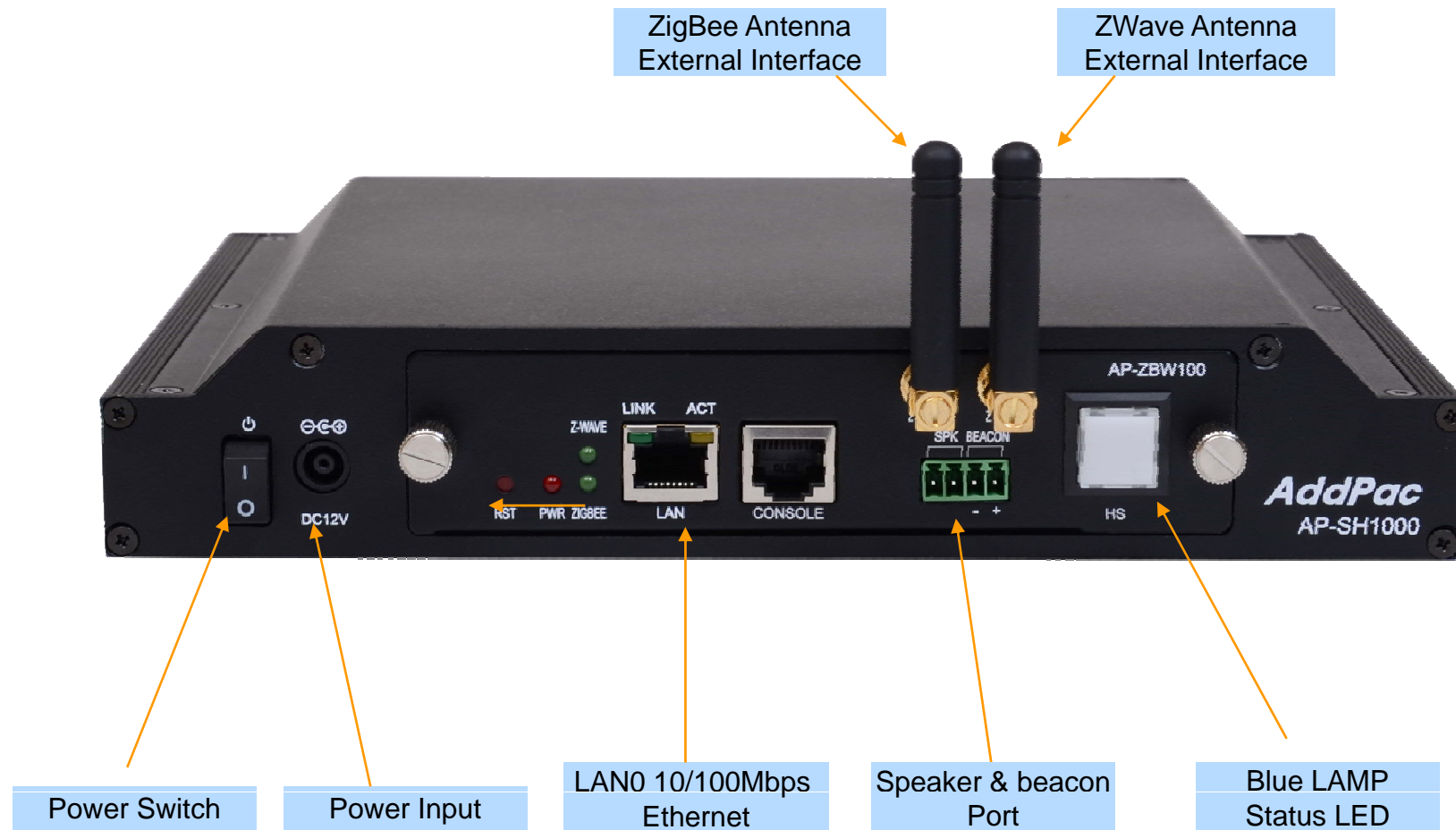
AP-SH1000 Enterprise Smart Hub Internal H/W Block Diagram

Zigbee Sensors



Hardware Specification

AP-SH1000 Enterprise Smart Hub for Z sensors

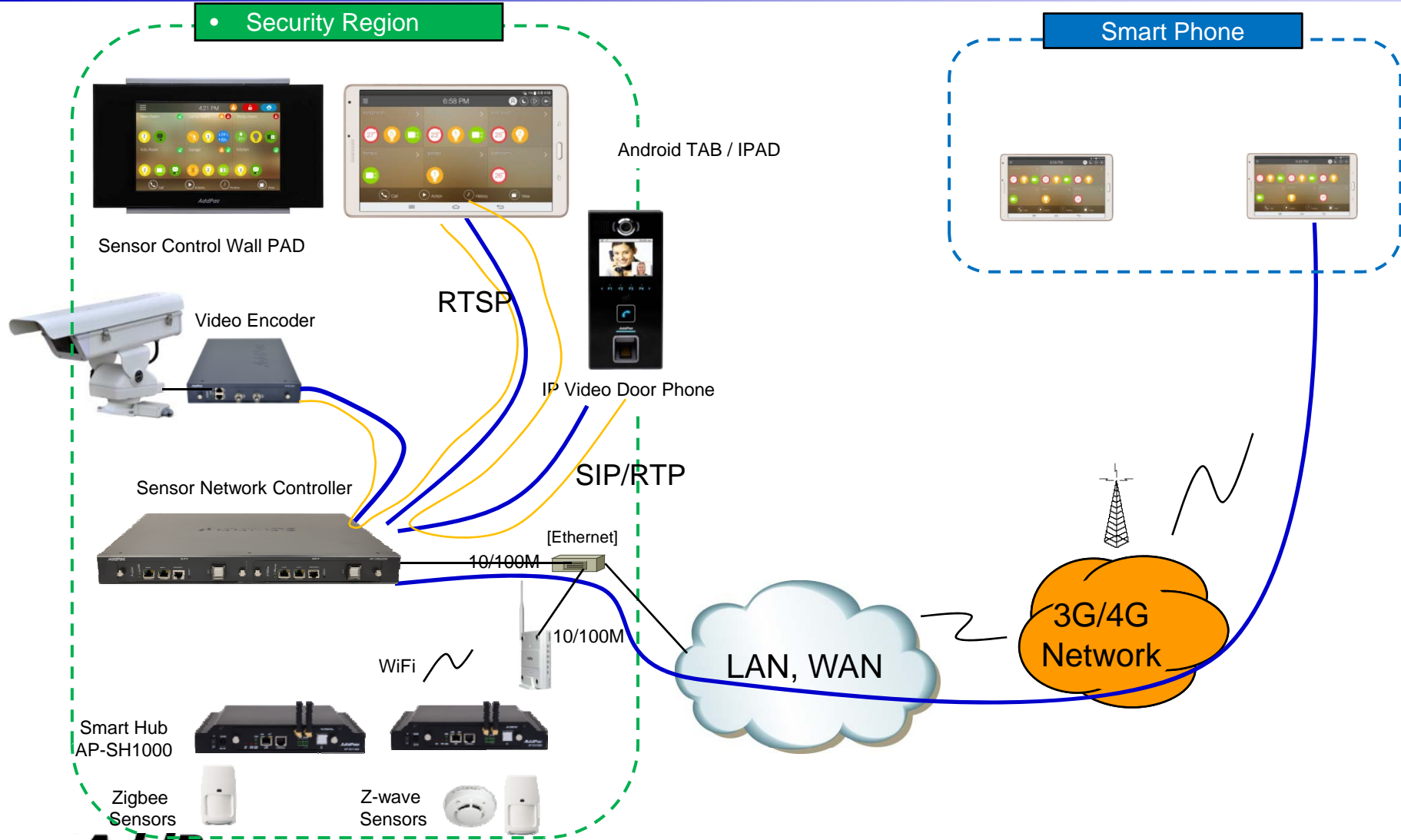




Enterprise Smart Hub Device AP-SH1000 (200 Series)

Standard Application

AP-SH1000 Enterprise Smart Hub for Z sensors



Product Overview

AP-SH1000 Enterprise Smart Hub for Z sensors

- Advanced Smart Enterprise Solution
- Zigbee/Zwave Dual Sensor Interface Support
- Smart IP Routing Service Features for Sensor Network
- AddPac IoT Solution Interworking Service Features
- Smart Hub Interworking Support for Third Party
- Module Type Hardware Architecture for Flexibility and Scalability
- High Performance RISC Programmable Architecture
- One 10/100Mbps Fast Ethernet
- **USB based WiFi Module Support**
- External Antenna Support for Zwave/ZigBee Sensor Device
- High Performance LAN-to-Zigbee/Zwave Routing Capability
- Powerful Network Protocols (PPPoE, DHCP, Static Routing, etc)
- Firmware Upgradeable Architecture
- Smart Web based Management
- Light and Compact Design with External Power Supply

Hardware Specification

AP-SH1000 Enterprise Smart Hub for Z sensors




A square logo with a dark blue background and a light blue border. The text "RISC" is positioned above "CPU" in white, bold, sans-serif font.

RISC
CPU

- RISC Microprocessor Computing Power
- Z Sensor Interface Modules
 - AP-ZBW200 : ZigBee and ZWave Dual Interface
 - AP-ZW200 : ZWave Interface, One(1) Antenna
 - AP-ZW204 : ZWave Interface, Four(4) Antenna
- Speaker & Beacon Port
- Network Interface
 - One(1) 10/100Mbps Fast Ethernet (RJ45)
 - One(1) USB Port for WiFi USB Module
- One(1) RS232C Console Port
- Run LED, LAN LED, etc
- External Power Supply

Hardware Specification

AP-SH1000 Enterprise Smart Hub for Z sensors

Module	AP-ZBW200	AP-ZW200	AP-ZW204
Specification			
ZigBee Interface	Support	N/A	N/A
ZigBee Antenna	1	N/A	N/A
ZWave Interface	Support	Support	Support
ZWave Antenna	1	1	4
Network Interface	10/100Mbps Fast Ethernet	10/100Mbps Fast Ethernet	10/100Mbps Fast Ethernet
USB Interface	WiFi USB Module Support	WiFi USB Module Support	WiFi USB Module Support
RS232C Console	1	1	1
Speaker & Beacon Port	Support	Support	Support

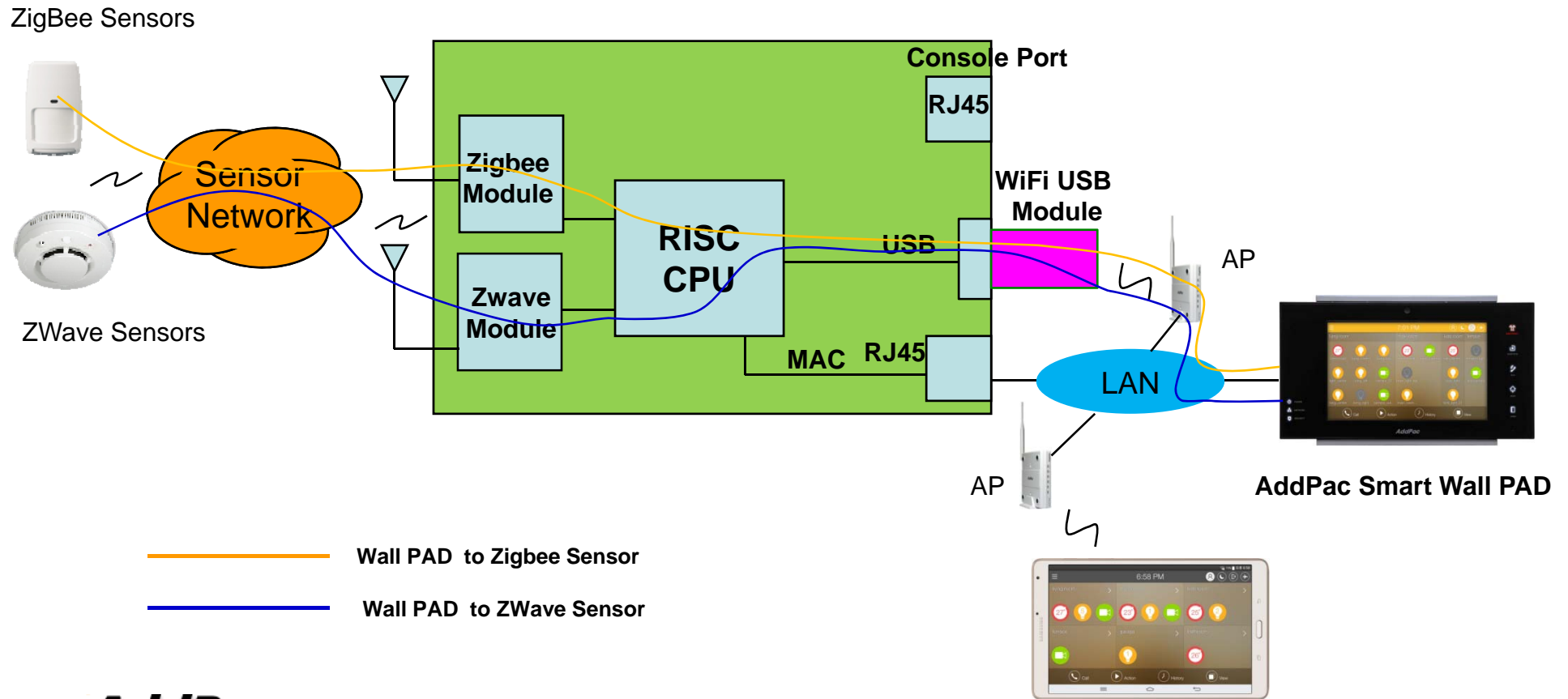
Hardware Specification

AP-SH1000 Enterprise Smart Hub for Z sensors




Smart Hub Service Diagram

AP-SH1000 Enterprise Smart Hub Internal H/W Block Diagram (200 Series)



Hardware Specification

AP-SH1000 Enterprise Smart Hub for Z sensors





Thank you!

AddPac Technology Co., Ltd.
Sales and Marketing

Phone +82.2.568.3848 (KOREA)

FAX +82.2.568.3847 (KOREA)

E-mail sales@addpac.com