

AP-VAC300 7Inch LCD IP Video Door Phone

High Performance IP Video Door Phone Solution

Video Door Phone
Standalone Mode Service Feature



AddPac

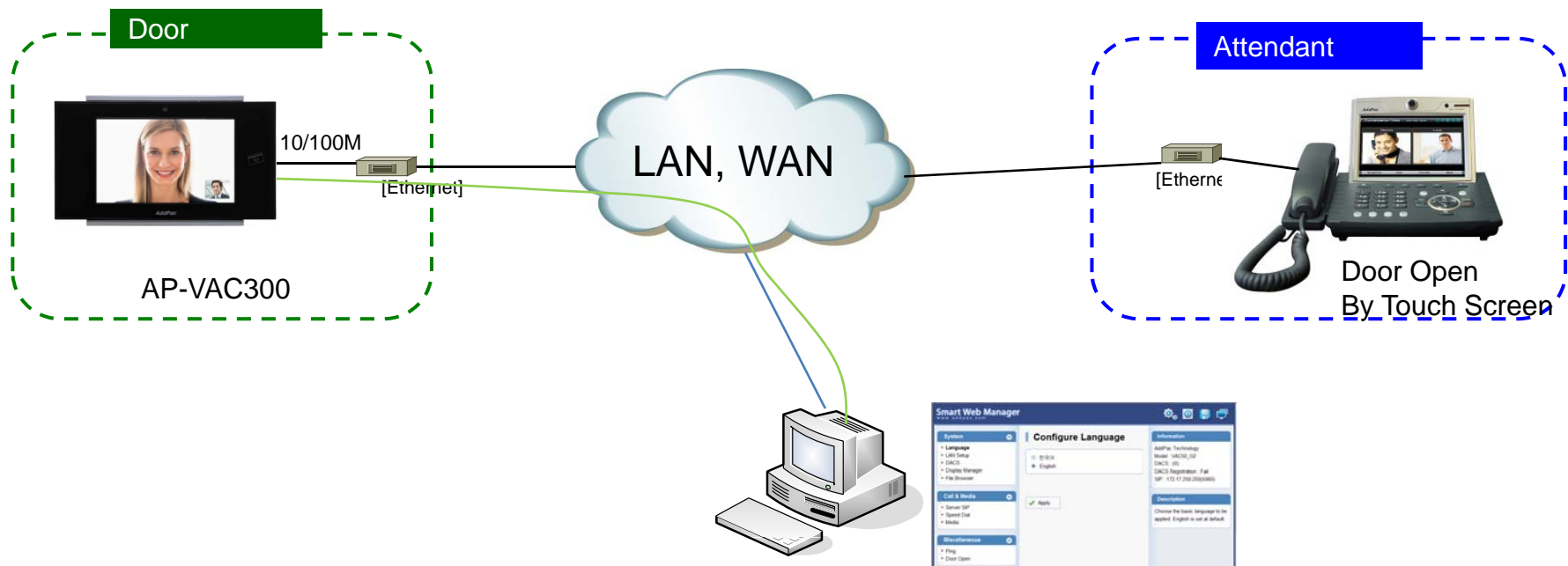
AddPac Technology

2015, Sales and Marketing

Contents

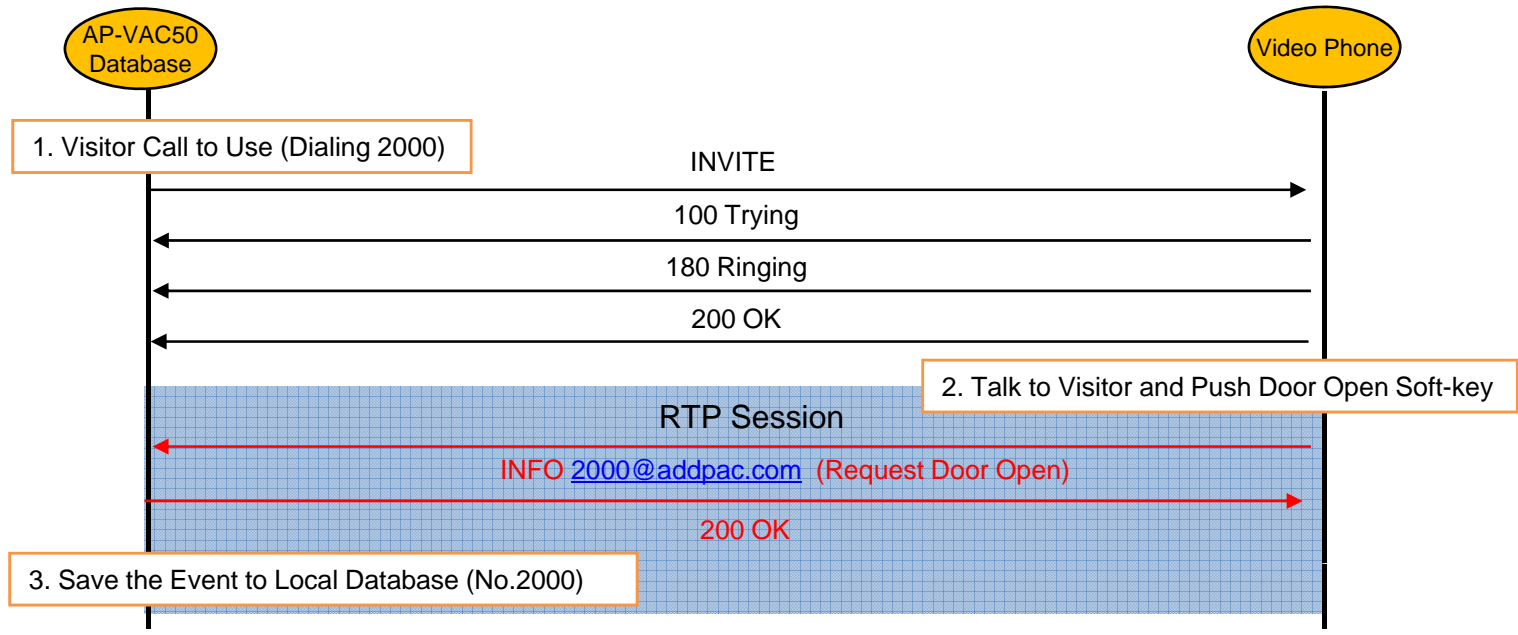
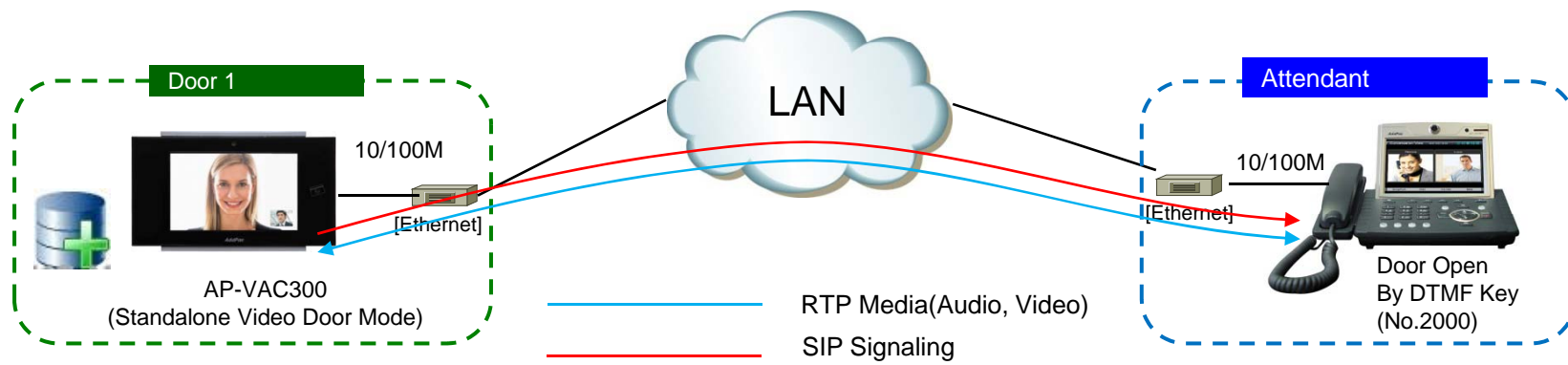
- Standalone Mode Network Diagram
- Standalone Mode Signal Flow
- ACS(Access Control Server) Mode Network Diagram
- Standalone Mode vs ACS Mode Comparison Table
- Smart Web Manager for Standalone Mode
 - Overview
 - Standalone Mode Diagram
 - Standalone Mode Flow
 - Service control
 - Indoor open control
 - User list
 - RF card list
 - RF card registration
 - Event log

Standalone Mode Network Diagram

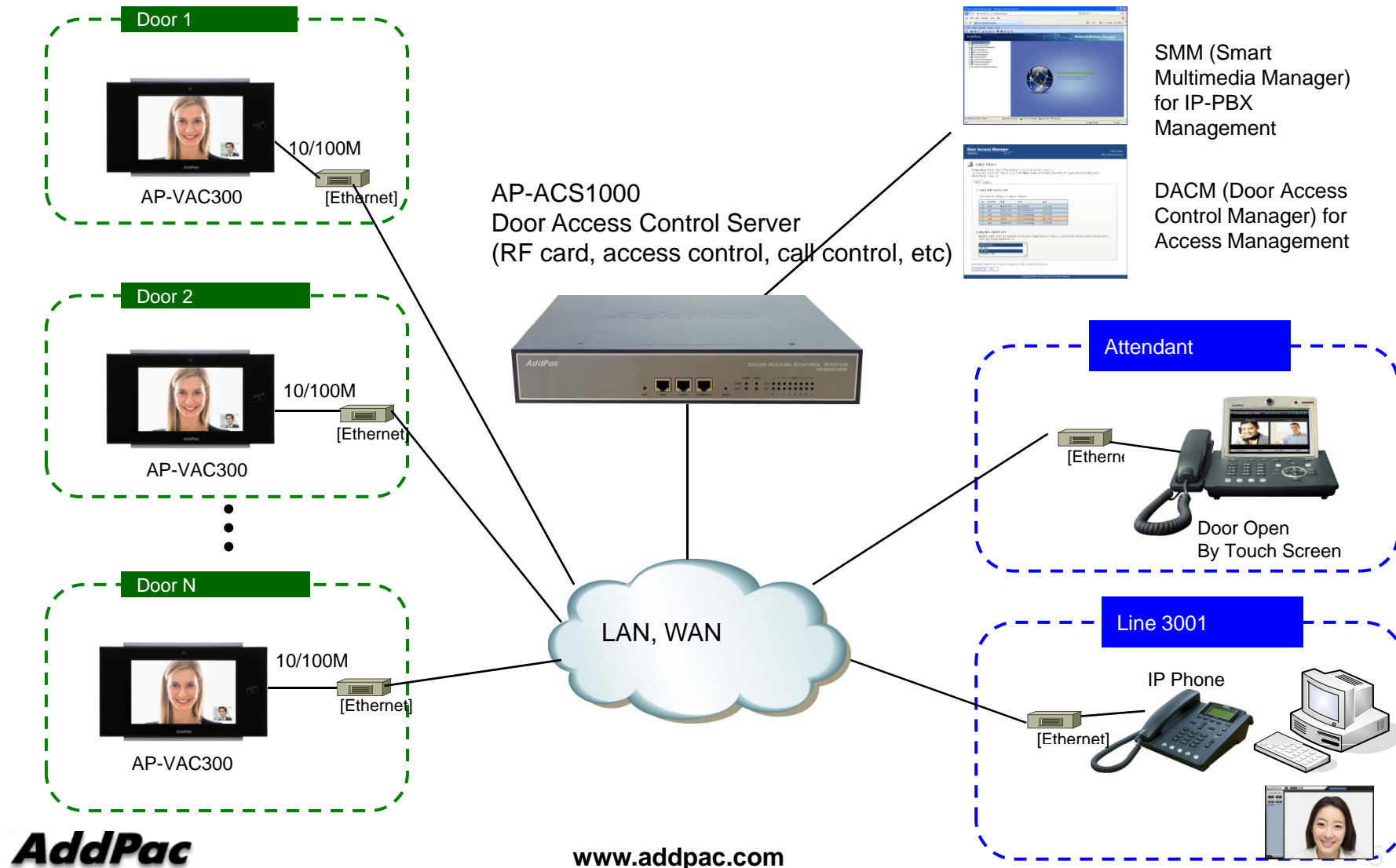


Smart Web Manager for AP-VAC50

Standalone Mode Signal Flow



ACS Mode Network Diagram



Standalone Mode vs ACS Mode

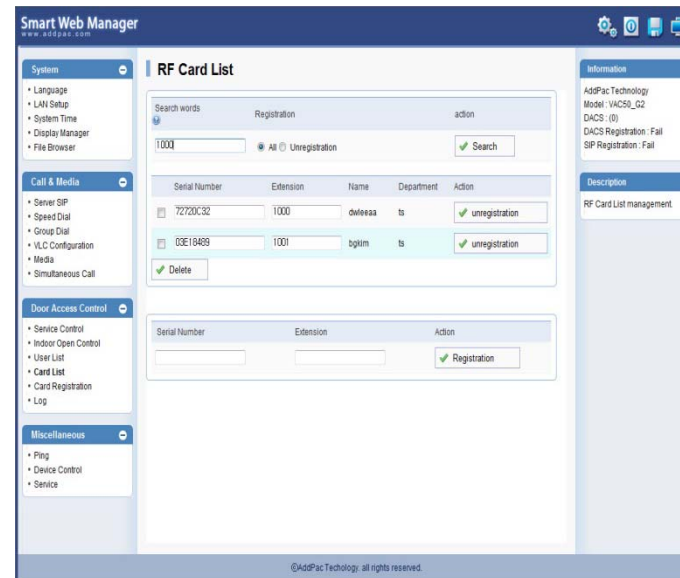
Category	Detail Category	Client-Server (ACS1000, VAC20/VAC50, Indoor Phone)	Standalone(VAC20/VAC 50 – Indoor Phone)
Door Access Control	Provisioning	Support multiple binding an user to door phones by ACS WEB. (user : terminal = M:N)	Support single binding an user to door phone by WEB. (user : terminal = N : 1)
	Integrated with IP-PBX(IPNext system)	Support automatic importing data of user and terminal at PBX to ACS. Indoor Phones are integrated to IP-PBX.	N/A
	Scheduling based Access Control	Support powerful schedule-based door access policy for a user using various date and time conditions	N/A
	RF-Card Control	Display all registered card list . Register a new card to the user by WEB.	Cards are registered to single door phone.
	Event Logging	Support powerful search options(start date, end date and level, etc) for access events to the all registered door phones.	Support powerful search options for access events to the single door phones.
Time and Attendance	Attendance code management	Support Time and Attendance codes (business trip or vacation, etc) creation and management.	N/A
	Attendance Reporting	Support e-mail delivery for manager to receive daily & monthly attendance report.	
	Attendance Statistics	Provide various time and attendance report view by date, month and personal	



Smart Web Manager for Standalone Mode

Contents

- Overview
- Standalone Mode Diagram
- Standalone Mode Flow
- Service control
- Indoor open control
- User list
- RF card list
- RF card registration
- Event log



Overview

What`s New in AP-VAC300 (Smart Web Manager)

- Provides Standalone Video Door Mode Service
- Simple Menu and Easy Configuration
- Smart Web Manager to configure User and RF Card Registration
- Provides Event Log which occurs from the door control system

Service control

Smart Web Manager
www.addpac.com

System

- Language
- LAN Setup
- System Time
- Display Manager
- File Browser

Call & Media

- Server SIP
- Speed Dial
- Group Dial
- VLC Configuration
- Media
- Simultaneous Call

Door Access Control

- Service Control**
- Indoor Open Corridor
- User List
- Card List
- Card Registration
- Log

Miscellaneous

- Ping
- Device Control
- Service

Service Control

Door Access Control Service

type Server-Client Stand-Alone

Apply

Event Log

Log Local Disable

Storage Period day(default 30, 3~90)

Max Size Configuration (default 10000, 1000~30000)

Current Size

Event Clear Clear

Service Control
Support both server-client mode and standalone mode in accordance with Door Access Control Service Type

Event Log Configuration

- Local / Disable
- Storage Period
- Max Size Configuration
- Event Clear

Information

AddPac Technology
Model : VAC50_G2
DACS : (0)
DACS Registration : Fail
SIP Registration : Fail

Description

Setup access control server.

©AddPac Technology. all rights reserved.

Indoor open control

Smart Web Manager
www.addpac.com

System

- Language
- LAN Setup
- System Time
- Display Manager
- File Browser

Call & Media

- Server SIP
- Speed Dial
- Group Dial
- VLC Configuration
- Media
- Simultaneous Call

Door Access Control

- Service Control
- Indoor Open Control**
- User List
- Card List
- Card Registration
- Log

Miscellaneous

- Ping
- Device Control
- Service

Door Open

Feature Code: 88 using 0-9, #, *

Door Close Time: 2 default 2 sec, 1~180 sec

Apply

Door Open

Execute

Information

AddPac Technology
Model : VAC50_G2
DACS : (0)
DACS Registration : Fail
SIP Registration : Fail

Description

Open/Close the door remotely.

Door Open

- * Feature code
 - DTMF tone configuration for door open at remote user side such as IP Phone, Video Phone, Analog Phone. etc
- * Door close time
 - Time to lock from the moment door is opened . Default time 2 sec
- * Door open
 - Door open operation test. Audio tone is executed at normal operation

©AddPac Technology, all rights reserved.

User list

Smart Web Manager
www.addpac.com

System

- Language
- LAN Setup
- System Time
- Display Manager
- File Browser

Call & Media

- Server SIP
- Speed Dial
- Group Dial
- VLC Configuration
- Media
- Simultaneous Call

Door Access Control

- Service Control
- Indoor Open Control
- User List**
- Card List
- Card Registration
- Log

Miscellaneous

- Ping
- Device Control
- Service

User List

Search words: 1000 Card: All Registration Unregistration action:

Extension	Name	Department	Card	Action
<input type="checkbox"/>	1001	bgkim	ts	Y <input type="button" value="Edit"/>
<input type="checkbox"/>	1000	dwleaaa	ts	Y <input type="button" value="Edit"/>

Extension	Name	Department	Password	Action
<input type="text" value="1000"/>	<input type="text" value="dwleaaa"/>	<input type="text" value="ts"/>	<input type="password" value="•••••"/>	<input type="button" value="Edit"/>

Information

AddPac Technology
Model : VAC50_G2
DACS : (0)
DACS Registration : Fail
SIP Registration : Fail

Description

Register, add and delete the list of available user access register.

User List
It displays imported user information from AP-VAC50 Standalone Door Access Control System.
User may search as User Extension Number, RF Card.
User register, change, delete is possible

©AddPac Technology. all rights reserved.

RF card list

Smart Web Manager
www.addpac.com

System

- Language
- LAN Setup
- System Time
- Display Manager
- File Browser

Call & Media

- Server SIP
- Speed Dial
- Group Dial
- VLC Configuration
- Media
- Simultaneous Call

Door Access Control

- Service Control
- Indoor Open Control
- User List
- Card List**
- Card Registration
- Log

Miscellaneous

- Ping
- Device Control
- Service

RF Card List

Search words: 1000
Registration: All Unregistration
Action:

Serial Number	Extension	Name	Department	Action
72720C32	1000	dwleaa	ts	<input checked="" type="checkbox"/> unregistration
03E18489	1001	bgkim	ts	<input checked="" type="checkbox"/> unregistration

Serial Number: _____ Extension: _____ Action:

Information

AddPac Technology
Model : VAC50_G2
DACS : (0)
DACS Registration : Fail
SIP Registration : Fail

Description

RF Card List management.

RF Card List
You may search RF card issue status (All card / Serial Number / Extension Number)
RF Card change and delete is possible

©AddPac Technology. all rights reserved.

RF card registration

Smart Web Manager
www.addpac.com

RF Card Registration

✓ RF Card Recognition ✓ Refresh

Time	Serial Number	Status	Name	Extension
8/16/2012 11:46:12	72720C32	new		

✓ Registration

RF Card Registration Process

- 1 Click RF Card Registration ✓ RF Card Recognition
- 2 Ready status in AP-VAC30 Terminal with beep sound
- 3 Card information is displayed when RF card is recognized

Time	Serial Number	Status
8/16/2012 14:59:3	72720C32	new

- 4 Click registration button ✓ Registration
- 5 Save Door Access System Database

Information
AddPac Technology
Model : VAC50_G2
DACS : (0)
DACS Registration : Fail
SIP Registration : Fail

Description
RF Card Registration.

©AddPac Technology. all rights reserved.

Event log

Smart Web Manager
www.addpac.com

System

- Language
- LAN Setup
- System Time
- Display Manager
- File Browser

Call & Media

- Server SIP
- Speed Dial
- Group Dial
- VLC Configuration
- Media
- Simultaneous Call

Door Access Control

- Service Control
- Indoor Open Control
- User List
- Card List
- Card Registration
- Log**

Miscellaneous

- Ping
- Device Control
- Service

Log

Access Log Event Day Extension action

 2012/ 8/16

Time	Extension	Name	Log
8/16/2012 11:40:14	1000	dwleaaa	Access Allow
8/16/2012 11:40:12	1001	bgkim	Access Allow
8/16/2012 11:40: 8	1001	bgkim	Access Allow
8/16/2012 11:40: 2	1000	dwleaaa	Access Allow
8/16/2012 10:53:46			Access Deny by Unknown Card

Information

AddPac Technology
Model : VAC50_G2
DACS : (0)
DACS Registration : Fail
SIP Registration : Fail

Description

check the access log.

Event Log
Search user information, access terminal status, and events which occurs from the access control system

- Date
- User Extension Number
- Event Level

* Critical / Error / Warning / Notice / Information / Debug



Thank you!

AddPac Technology Co., Ltd.
Sales and Marketing

Phone +82.2.568.3848 (KOREA)

FAX +82.2.568.3847 (KOREA)

E-mail sales@addpac.com