

VoIP Gateway Series

Satellite QoS Service Overview



AddPac

AddPac Technology

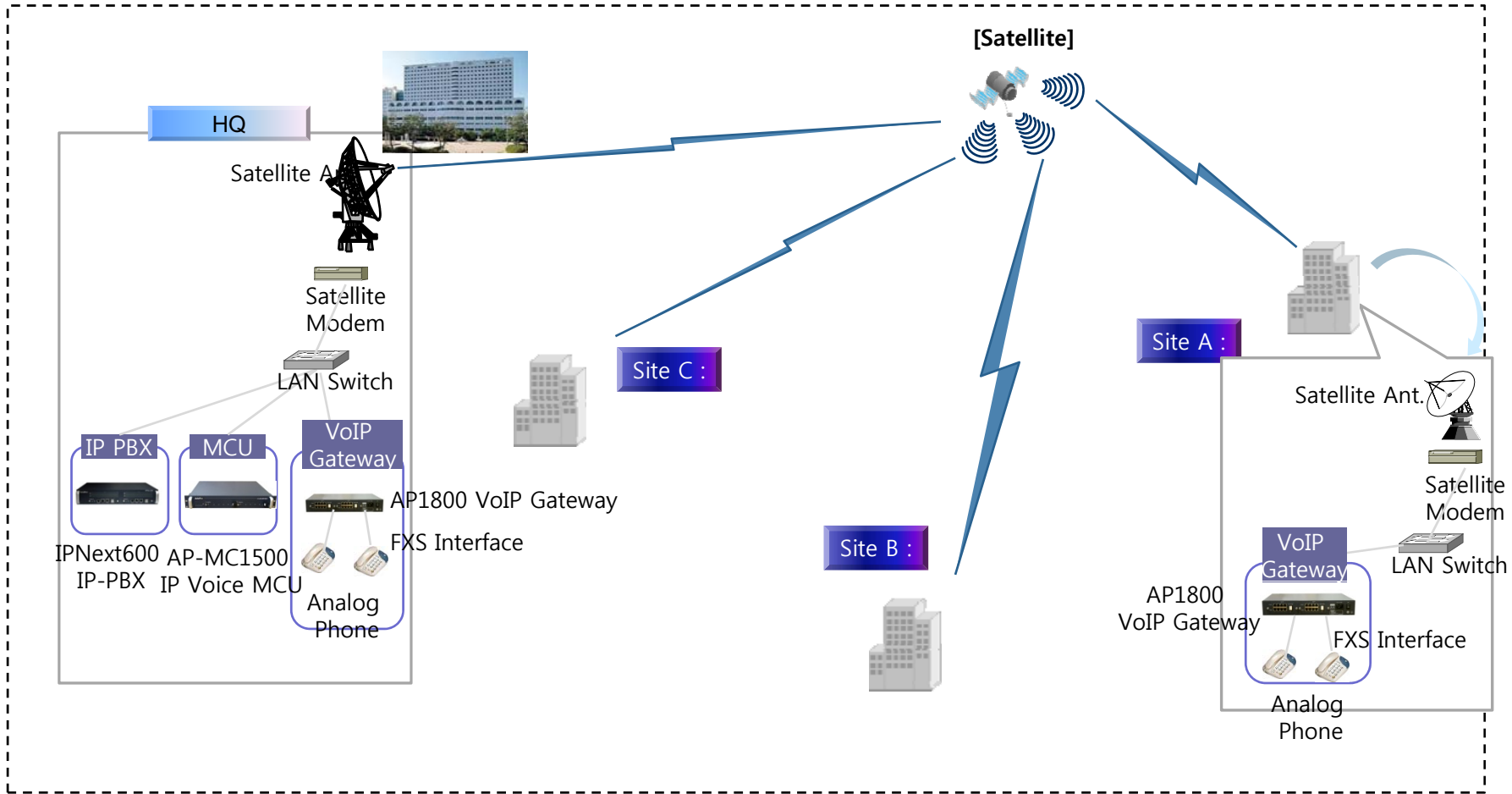
Sales and Marketing

www.addpac.com

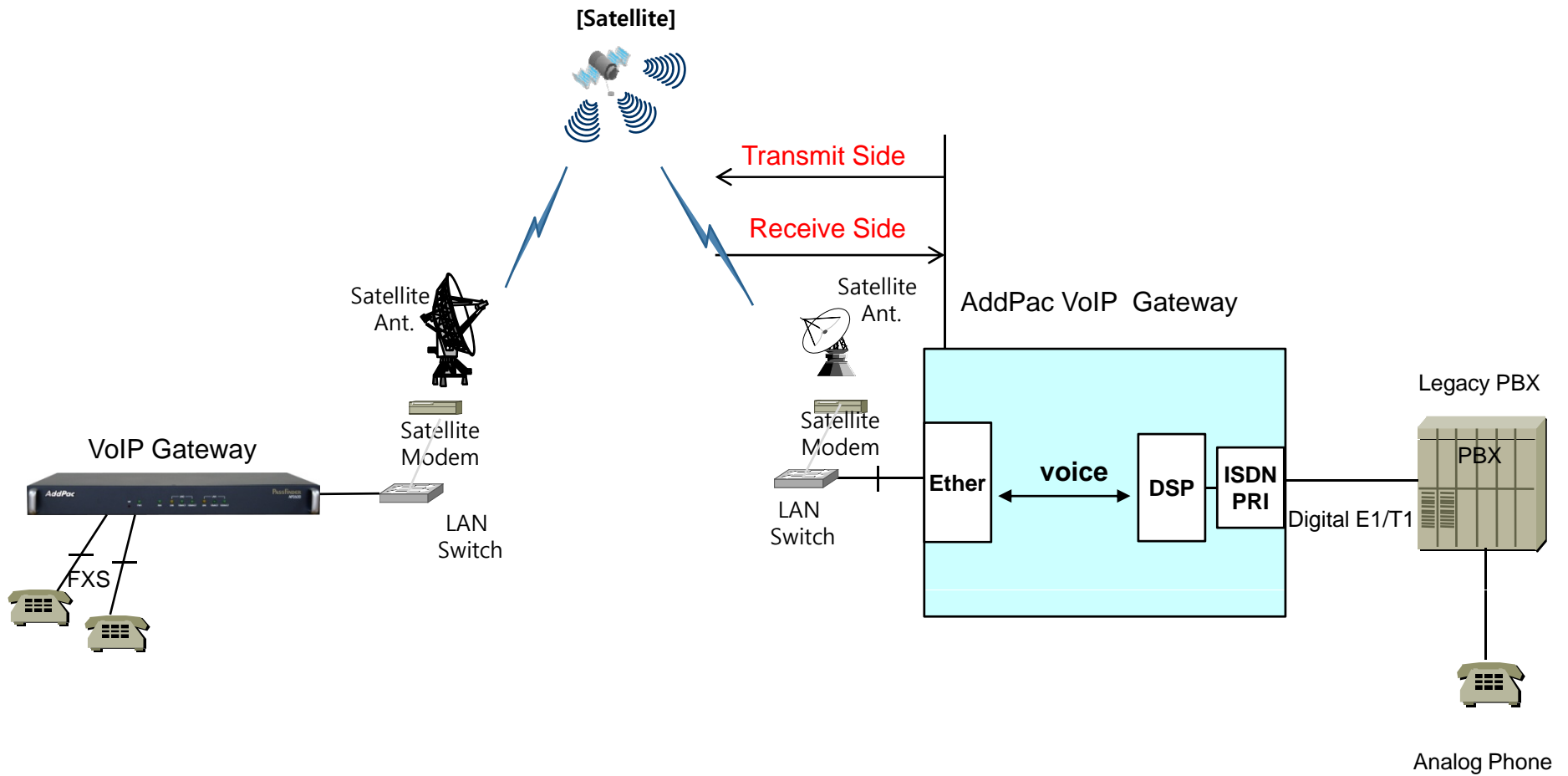
Contents

- Satellite IP Telephony Network Diagram
- Advanced QoS Features
- Packet Transmit Diagram (before, after QoS mode)
- Command Line Example for QoS Mode
- Smart Web Manager for QoS Control

Satellite IP Telephony Network Diagram



Network Diagram



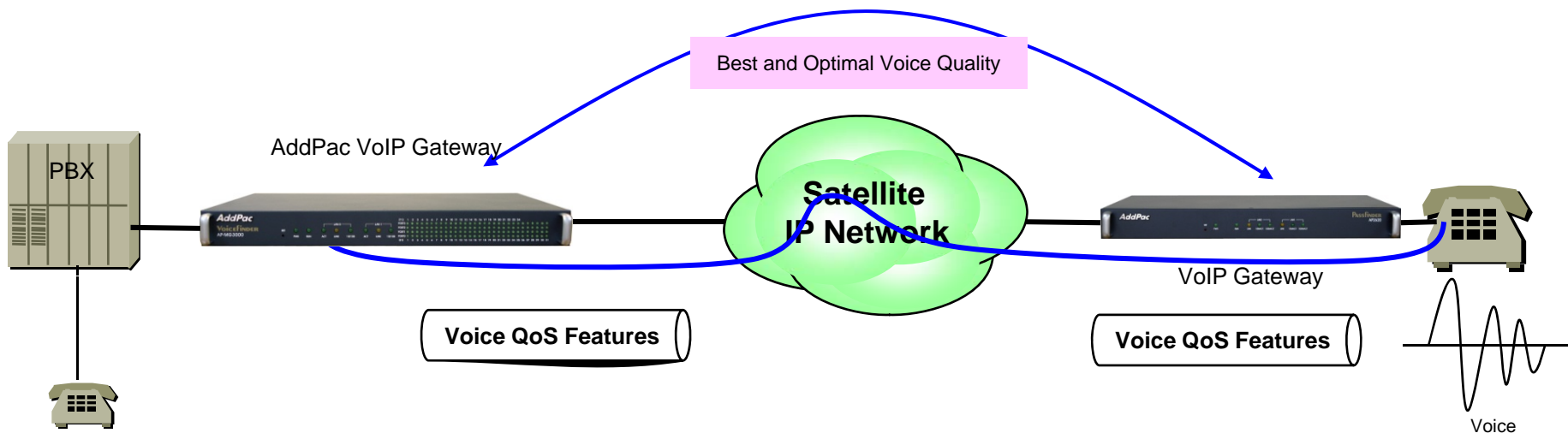
Advanced QoS Features

- Enhances **Transmit** Voice QoS Features

- Voice Traffic Priority Queuing
- QoS Service Profiling
- Providing Virtual Network Transmit Algorithm
- Real-time Voice Traffic QoS Support
- RTP Packet Transmit Interval Control
- Supporting RTP Packet Redundancy Scheme
- IP Header Control such as ToS, Diffserv

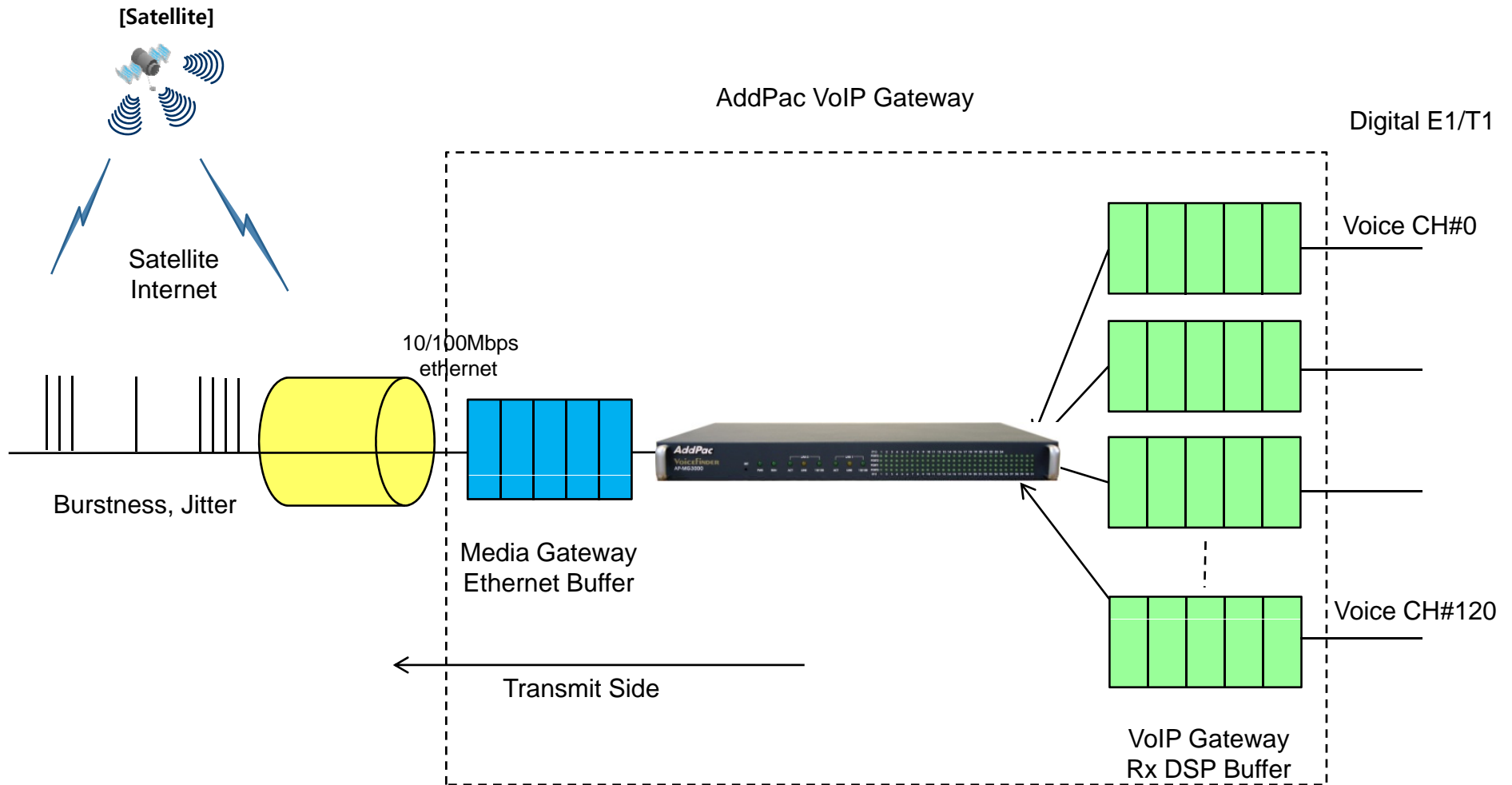
- Enhances **Receive** Voice QoS Features

- Dynamic Jitter Buffer Management
- Error Concealment

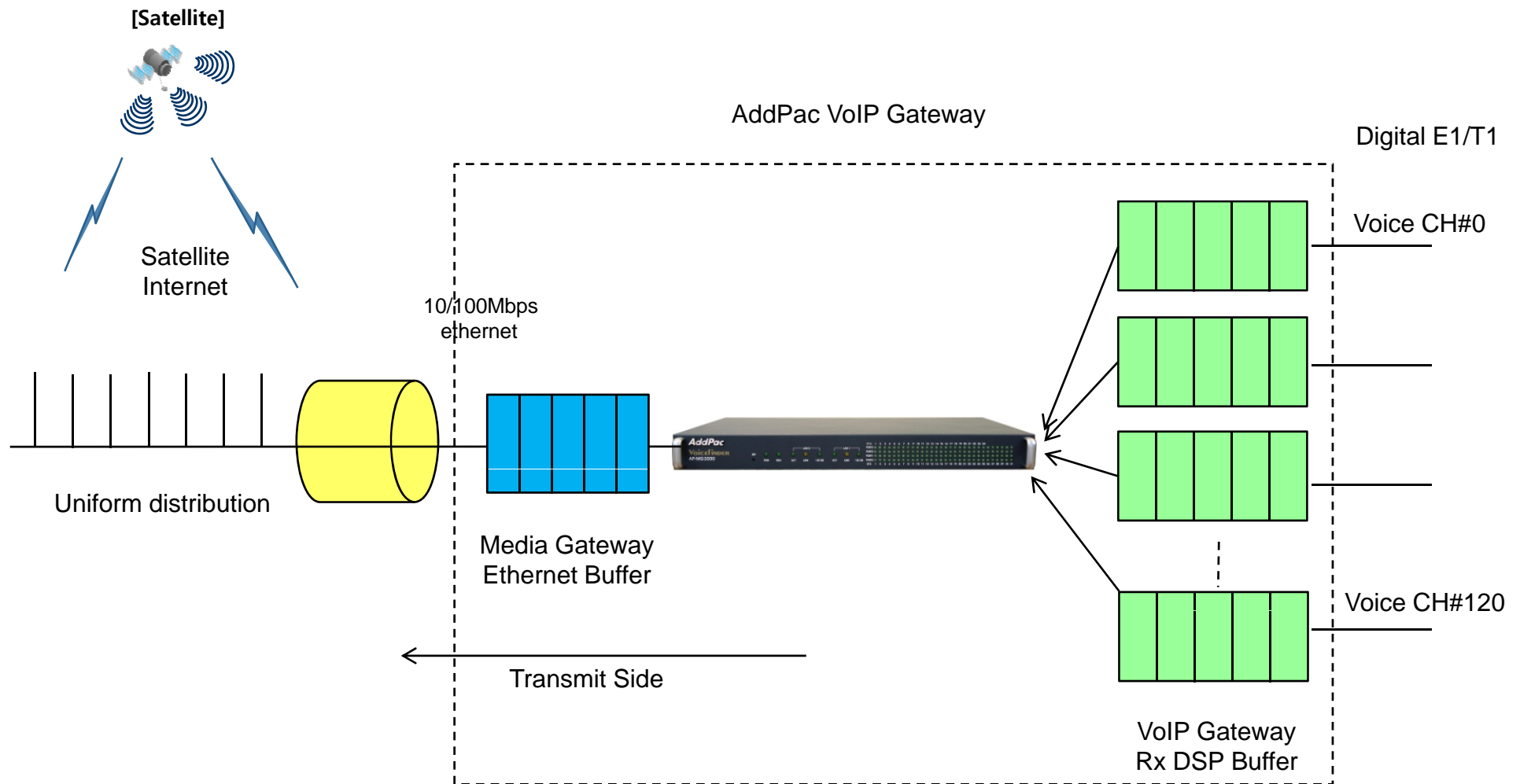


Analog Phone

Packet Transmit (Before QoS enable mode)



Packet Transmit (After QoS enable mode)



CLI for Ethernet interface QoS

```
Welcome, APOS(tm) Kernel Version 8.51.002.  
Copyright (c) 1999-2010 AddPac Technology Co., Ltd.
```

```
User Access Verification
```

```
Login: root ← Login
```

```
Password:
```

```
MG3000_251> enable ← QoS Mode Enable
```

```
MG3000_251# configure terminal ← Global configuration
```

```
MG3000_251(config)# interface FastEthernet0/0 ← Fast Ethernet 0/0 interface configuration
```

```
MG3000_251(config-if)# qos-control
```

```
<48-30000> Qos bandwidth (Kbps)
```

```
<cr>
```

```
MG3000_251(config-if)# qos-control 2048
```

```
<50-2000> Qos packet transmission rate (Packet Per Second)
```

```
<cr>
```

```
MG3000_251(config-if)# qos-control 2048 2000
```

```
<cr>
```

```
MG3000_251(config-if)# qos-control 2048 2000 ← QoS Command
```


Smart Web Manager (QoS Control)

Smart Web Manager
www.addpac.com

System (Language, **WAN Setup**, LAN Setup, NAT, NTP, System Time, File Browser)

Basic, **Advanced**, **Miscellaneous**, **LCR**, **SMS**

WAN & Tunneling Setup

WAN Setup

Hostname: Router

IP Address: 172.16.9.120 (A,B,C,D)
Network Mask: 255.255.0.0 (A,B,C,D)
Default Router: 172.16.1.1 (A,B,C,D)
DNS Server: (Primary DNS Server)
Secondary DNS Server

Static IP

User name:
Password:
Authentication: (No Authentication) PAP (PPP Authentication Protocol) CHAP(Challenge Handshake Authentication Protocol)

PPPoE(ADSL)

DHCP

VLAN ID: 0
Auto

QoS Control (highlighted in yellow):
- 'Supported by Bandwidth and PPS(Packets Per Second) conditions.'

Enable QoS (optional)

QoS Control (highlighted in red dashed box):
Bandwidth :
PPS :

Apply

VoIP Gateway Series

Thank you!

AddPac Technology Co., Ltd.
Sales and Marketing

Phone +82.2.568.3848 (KOREA)

FAX +82.2.568.3847 (KOREA)

E-mail sales@addpac.com