

# E&M VoIP Gateway Solution



**AddPac**

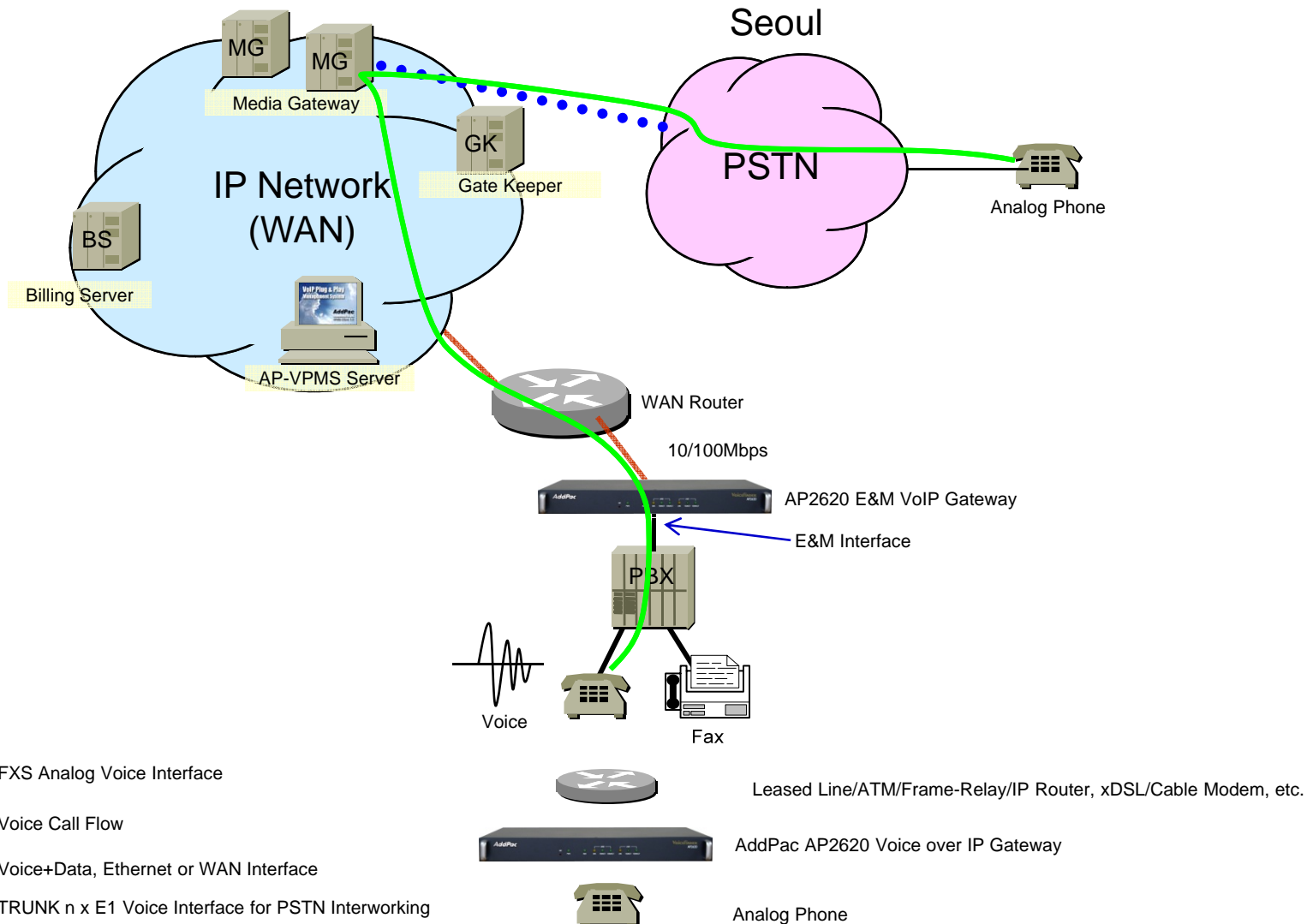
**AddPac Technology**

2010, Sales and Marketing



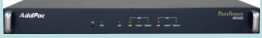

# Contents

- E&M VoIP Gateway Service Diagram
- E&M VoIP Gateway Comparison Table
  - E&M VoIP Gateways (~24 Port)
  - E&M VoIP Gateways(~32 Port)
  - E&M VoIP Gateways(~60 Port)
- VoIP Modules for Rack Mountable Equipment
- E&M Module Specification
- AddPac VoIP Gateway Service Features
- AddPac VoIP Gateway Management

# E&M VoIP Gateway Service Diagram




# E&M VoIP Gateways (~24Port)

Product	AP1700	AP2610	AP2620	AP2120N
				
Available Modules	AP-FXS4 AP-FXO4 AP-FXS2O2 AP-E&M4 AP-E1	AP-FXS4 AP-FXO4 AP-FXS2O2 AP-E&M4	AP-FXS4 AP-FXO4 AP-FXS2O2 AP-E&M4 AP-E1	AP-N1-FXS8 AP-N1-FXO8 AP-N1-FXS4O4 AP-E&M8
Analog Ports	Up to 8	Up to 4	Up to 8	Up to 16
Signaling	SIP, H.323	SIP, H.323	SIP, H.323	SIP, H.323
Digital E1/T1	Up to 2E1	N/A	Up to 2E1	N/A
E&M	Support	Support	Support	Support
Module Slot	Two(2)	One(1)	Two(2)	Two(2)
LAN Port	2	2	2	2
Console	1	1	1	1
Power	Single PSU	Single PSU	Single PSU	Single PSU

# E&M VoIP Gateways (~32Port)


Product	AP2640	AP2650
		
Available Modules	AP-FXS8 AP-FXO8 AP-FXS4O4 AP-E&M8 AP-E1	AP-FXS8 AP-FXO8 AP-FXS4O4 AP-E&M8 AP-E1
Analog Ports	Up to 32	Up to 32
Signaling	SIP, H.323	SIP, H.323
Digital E1/T1	Up to 2E1	Up to 2E1
E&M	Support	Support
Module Slot	Four(4)	Four(4)
LAN Port	2	2
Console	1	1
Power	Single PSU	Dual PSU

# Large Capacity E&M VoIP Gateway

Product	AP3100P 
Available VoIP Modules	AP-FXS4, AP-FXO4 AP-FXS2O2, AP-E&M4
Analog Ports	Up to 60 (4Port Module x 15)
Signaling	SIP, H.323
CPU Redundancy (Dual CPU)	N/A
E&M	Support
Module Slot for VoIP Module	15 Slots
LAN Port	2
Console	1
Dual Power Supply (Option)	Support



# VoIP Modules









Target :  
AP2610, AP2620, AP1700,  
AP3100P







# VoIP Modules

DSP

Target	VoIP Modules	Module Features	Module Picture
AP1700,AP2610 AP2620,AP3100P	<b>AP-FXS4</b>	4-Port FXS Module	
AP1700,AP2610 AP2620,AP3100P	<b>AP-FXO4</b>	4-Port FXO Module	
AP1700,AP2610 AP2620,AP3100P	<b>AP-FXS2O2</b>	2-Port FXS&2-Port FXO Module	
AP1700,AP2610 AP2620,AP3100P	<b>AP-E&amp;M4</b>	4-Port E&M Module	
AP1700,AP2610 AP2620,AP3100P	<b>AP-FXS3O1</b>	3-Port FXS&1-Port FXO Module	
AP1700, AP2620	<b>AP-E1</b>	1-Port Digital E1/T1 Module	

# Additional VoIP Modules

DSP







Target	Voice Modules	Module Features	Module Picture
AP2610, AP2620	AP-MP3	1-Pair Audio-In/Out Port, Direct MIC-In, Headphone High Quality <b>Audio Band</b> IP Broadcasting	
AP2610 AP2620	AP-AUDIO2	2-Pair Audio-In/Out Ports <b>Voice Band</b> IP Broadcasting	
AP2610, AP2620	AP-AUD1S3	1-Pair Audio-In/Out Ports, FXS Analog Interface <b>Voice Band</b> IP Broadcasting	
AP2610, AP2620	AP-AUD1S2O1	1-Pair Audio-In/Out Ports, FXS 2-Ports, FXO 1-Port <b>Voice Band</b> IP Broadcasting	



Target :  
AP2120N, AP2640, AP2650

# VoIP Modules

DSP

Target	VoIP Modules	Module Features	Module Picture
AP2120N AP2640 AP2650	<b>AP-FXS8</b>	8-Port FXS Module	
AP2120N AP2640 AP2650	<b>AP-FXO8</b>	8-Port FXO Module	
AP2120N AP2640 AP2650	<b>AP-FXS4O4</b>	4-Port FXS&4-Port FXO Module	
AP2120N AP2640 AP2650	<b>AP-E&amp;M8</b>	8-Port E&M Module	
AP2640 AP2650	<b>AP-E1</b>	1-Port Digital E1/T1 Module	
AP2640 AP2650	<b>AP-2E1</b>	2-Port Digital E1/T1 Module	



# E&M Module Specification


# Contents

- Hardware Specification
- 2-Wire E&M Model Pin Assignment
- 4-Wire E&M Model Pin Assignment
- E&M Type I Interface
- E&M Type II Interface
- E&M Type III Interface
- E&M Type IV Interface
- E&M Type Selection(Jumper Selection)
  - E&M 2-Wire Mode
  - E&M 4-Wire Mode

# Hardware Specification

High-end  
DSP

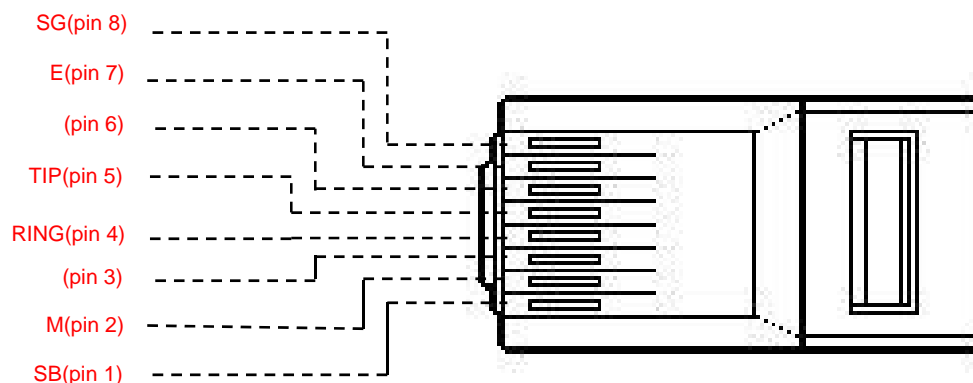
## Hardware Module Specification



4-Port E&M Interface (4 x RJ45)

# E&M 2 Wire Model

## RJ45 Pin Assignment



**E** (Ear or Earth) - Signal wire from trunking (CO) side to signaling side.

**M** (Mouth or Magnet) - Signal wire from signaling side to trunking (CO) side.

**SG** (Signal Ground) - Used on E&M Types II, III, IV (Type IV is not supported on AddPac IP-PBX/gateways).

**SB** (Signal Battery) - Used on E&M Types II, III, IV (Type IV is not supported on AddPac IP-PBX/gateways)

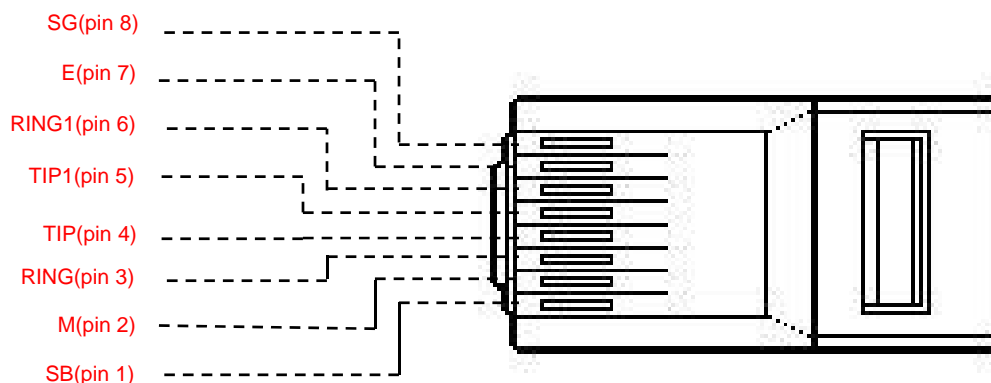
**T / R** (Tip/Ring) - T / R leads carry audio between the signaling unit and the trunking circuit. On a 2-wire audio operation circuit, this pair carries the full-duplex audio path.

**T1/R1** (Tip-1/Ring-1) - Used on 4-wire audio operation circuits only. The 4-wire implementation provides separate paths for receiving and sending audio signals.



# E&M 4 Wire Model

## RJ45 Pin Assignment



**E** (Ear or Earth) - Signal wire from trunking (CO) side to signaling side.

**M** (Mouth or Magnet) - Signal wire from signaling side to trunking (CO) side.

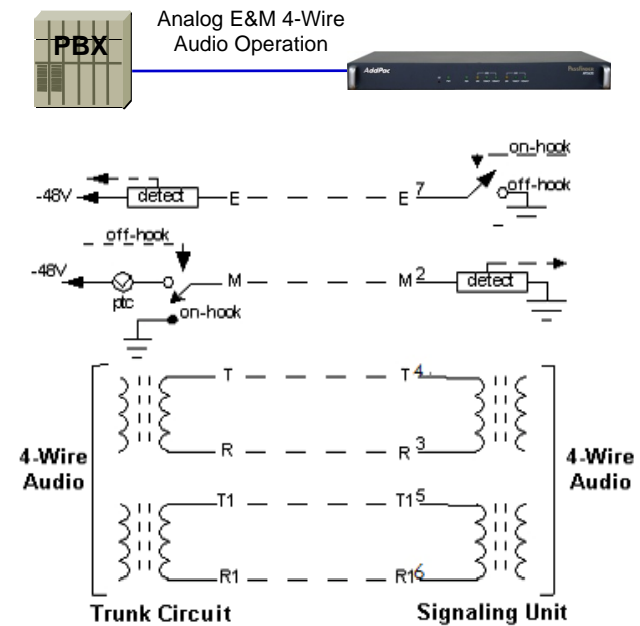
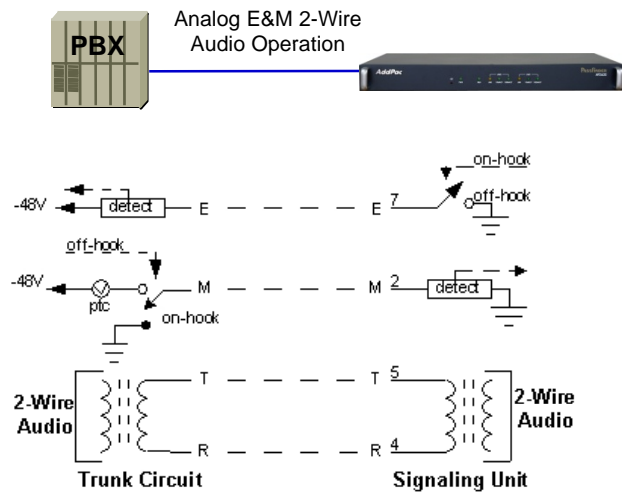
**SG** (Signal Ground) - Used on E&M Types II, III, IV (Type IV is not supported on AddPac IP-PBX/gateways).

**SB** (Signal Battery) - Used on E&M Types II, III, IV (Type IV is not supported on AddPac IP-PBX/gateways)

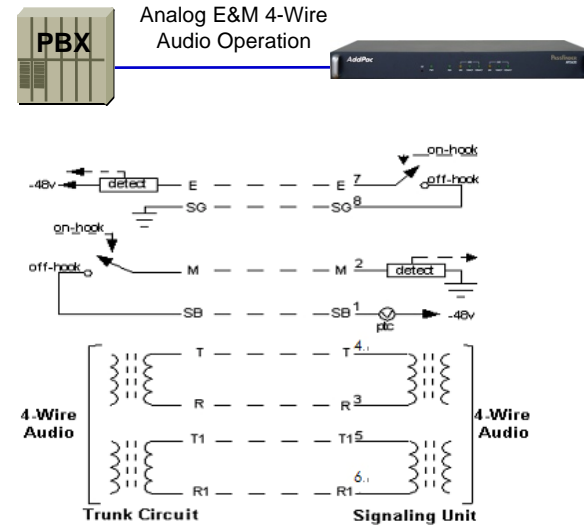
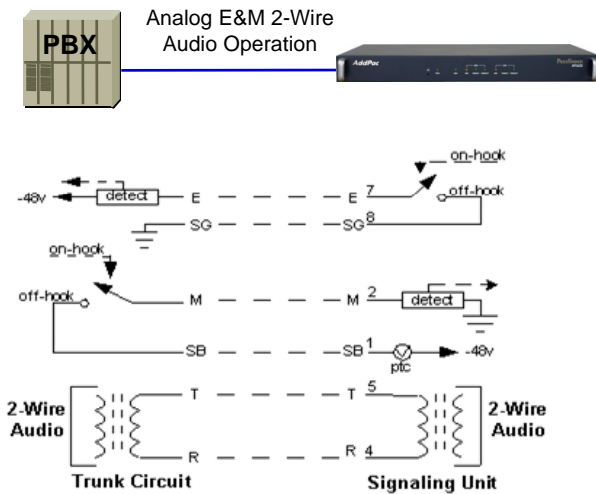
**T / R** (Tip/Ring) - T / R leads carry audio between the signaling unit and the trunking circuit. On a 2-wire audio operation circuit, this pair carries the full-duplex audio path.

**T1/R1** (Tip-1/Ring-1) - Used on 4-wire audio operation circuits only. The 4-wire implementation provides separate paths for receiving and sending audio signals.

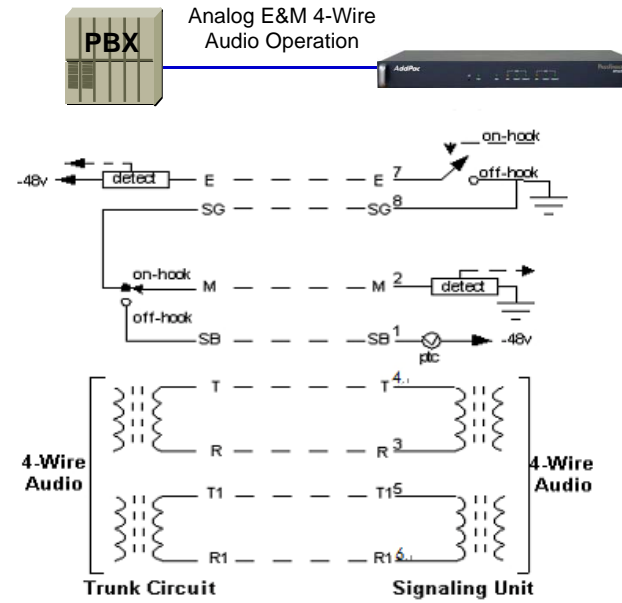
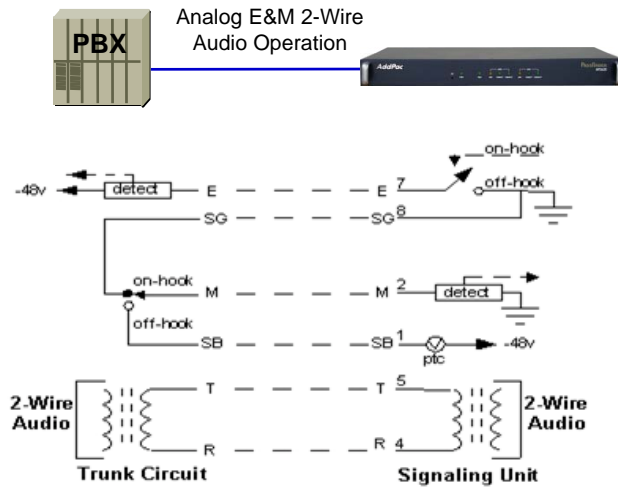
# E&M Type I Interface



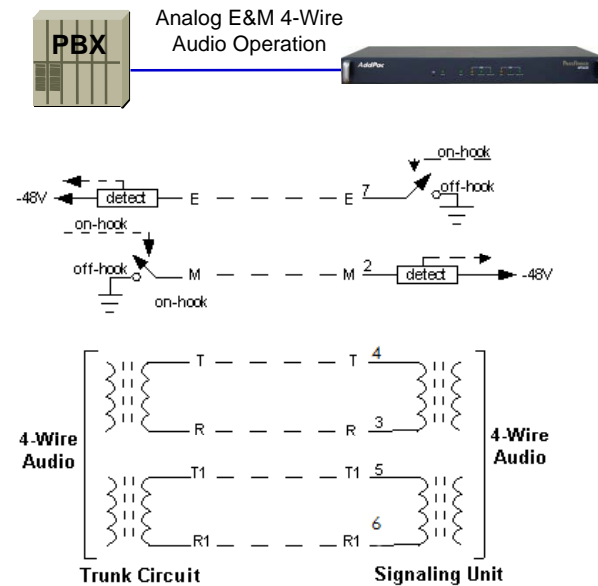
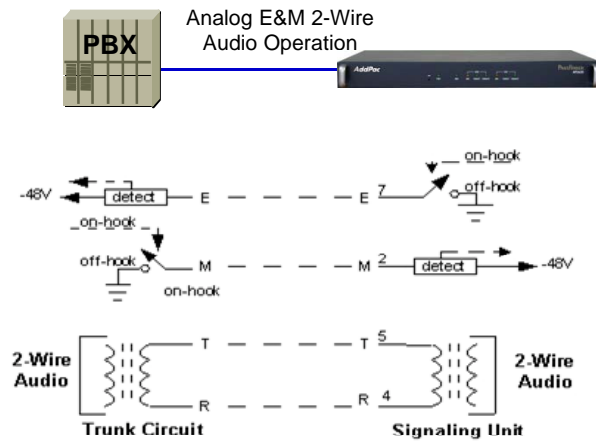
# E&M Type II Interface



# E&M Type III Interface


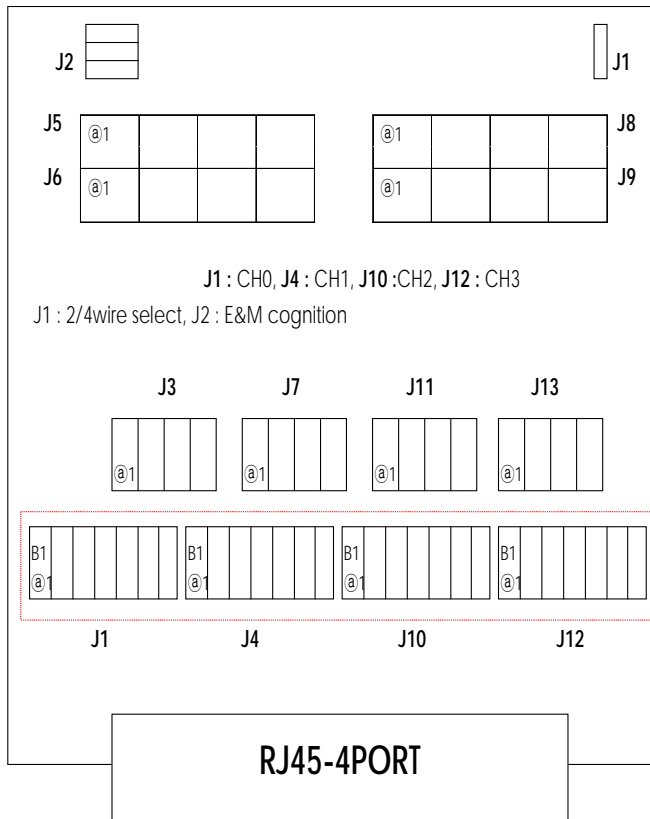


# E&M Type V Interface




# E&M Type Selection

## E&M Card Jumper Layout




# E&M Type Selection

E&M Card Type 1,2,3,5 Selection using Jumper J1,J4,J10,J12



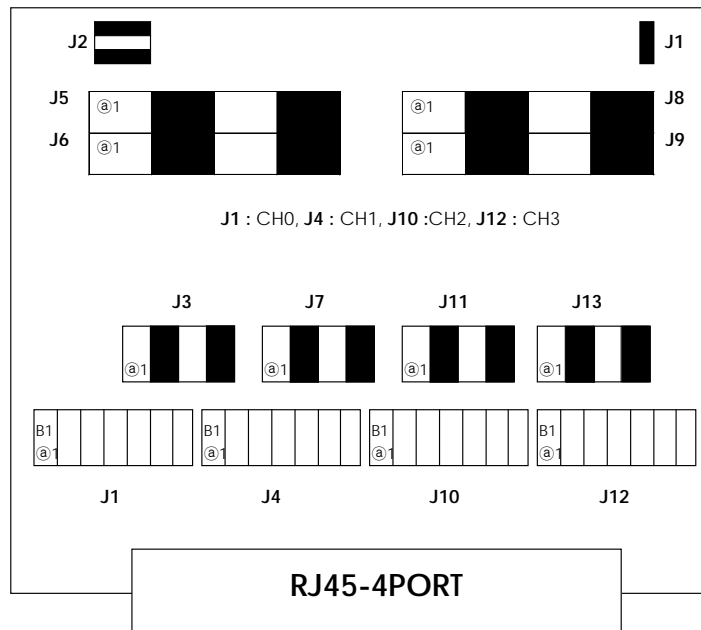
J1(CH#0),J4(CH#1),J10(CH#2),J12(CH#3)



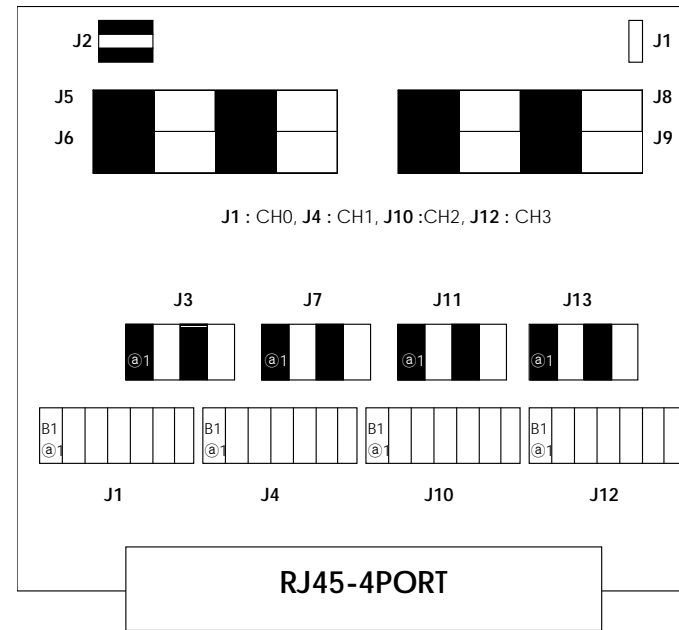
- E&M Type 1 Setting Example
- E&M Type 2 Setting Example
- E&M Type 3 Setting Example
- E&M Type 4 Setting Example
- E&M Type 5 Setting Example

# E&M Type Selection

## E&M 2-Wire Mode



## E&M 4-Wire Mode



- J3, J5 : CH0 2Wire, 4Wire Selection
- J7, J6 : CH1 2Wire, 4Wire Selection
- J11, J9 : CH2 2Wire, 4Wire Selection
- J13, J8 : CH3 2Wire, 4Wire Selection



\* 2Wire Setting : A2, B2 Connection  
A4, B4 Connection



\* 4Wire Setting : A1, B1 Connection  
A3, B3 Connection

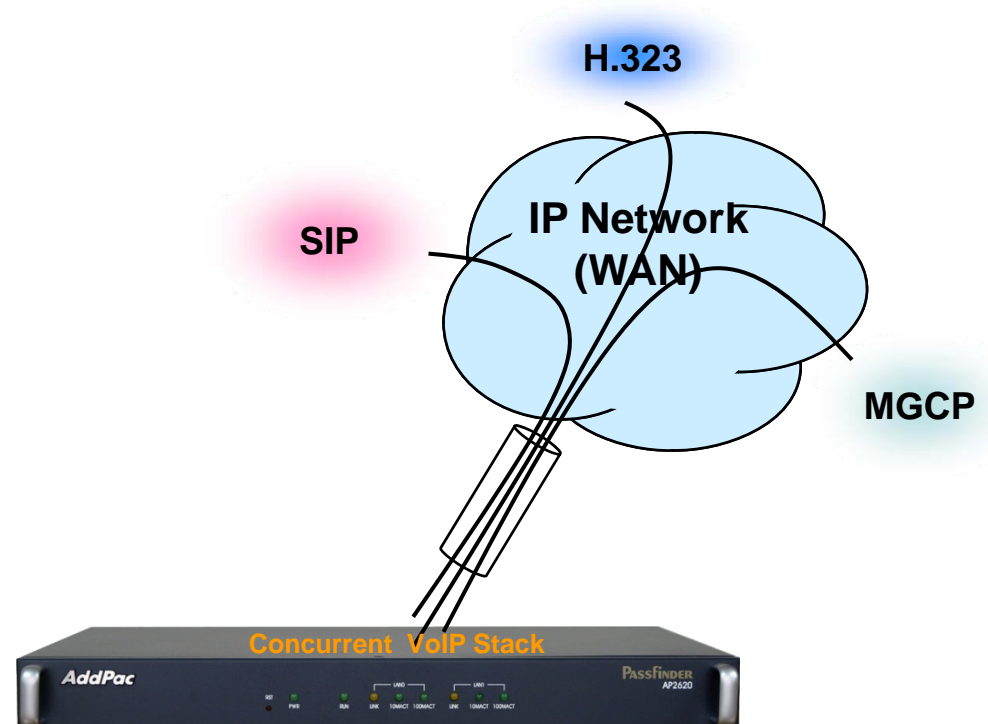




# VoIP Gateway Service Features

# VoIP (Voice over IP) Service

- **H.323, SIP Concurrent VoIP Stack**
- **H.323**
  - ITU-T Standard H.323 v3 Support
  - Support H.245 Tunneling
  - Including H.235 Security Features
- **SIP**
  - IETF RFC3261 or RFC2543 SIP Standard



# VoIP (Voice over IP) Service

- **H.323**

- Fast connect, normal connect support
- H.245 tunneling support
- Q.931 response message setting for inbound VoIP calls
- H.245 logical channel open timing selection function
- Start H.245 procedure support
- DTMF / Hook flash relay with H.245 alphanumeric / signal
- Secondary gatekeeper support
- Gatekeeper assignment according to the domain name
- Gatekeeper discovery with multicast
- Lightweight RRQ support
- Signaling TCP port assignment
- Resource threshold setting with RAI
- H.235 clear-token, crypto-token support
- canMapAlias support
- Technical prefix (supported prefix) support
- Public IP assignment in NAT environment

- **SIP**

- Gateway-based / Endpoint-based registration support
- Secondary proxy-server assignment function
- SIP signaling port change function
- SIP proxy server assignment according to the domain name
- T.38 real-time fax relay support
- DTMF relay support with RFC2833 / OPTION message
- Re-INVITE support

# VoIP (Voice over IP) Service

- **Voice Codec**

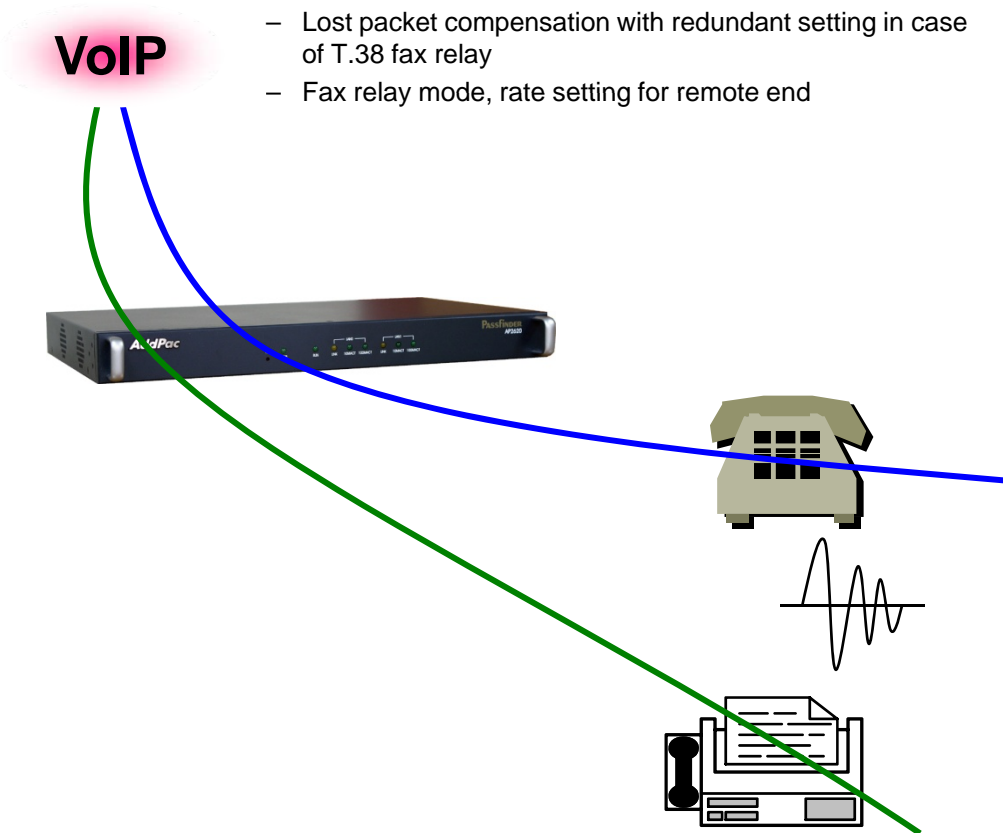
- G.711 A-Law, G.711 U-Law
- G.726 r16, G.726 r32
- G.729A
- G.723.1 r63, G.723.1 r53
- VAD (Voice Activity Detection) function support
- DTMF relay support (H.323, SIP, MGCP common) based on RFC2833

- **RTP**

- Redundant RTP packet transmission in case of severe packet loss
- Dynamic jitter buffer management and RTP packet jitter and loss compensation with heuristic & DSP error concealment
- Static jitter buffer setting support
- Voice frame per RTP packet number control for each codec
- In-band ring-back tone support
- Virtual ring-back tone support
- Tone parameter change support

- **FAX**

- Fax relay mode supporting T.38, inband-T.38, bypass mode
- Lost packet compensation with redundant setting in case of T.38 fax relay
- Fax relay mode, rate setting for remote end



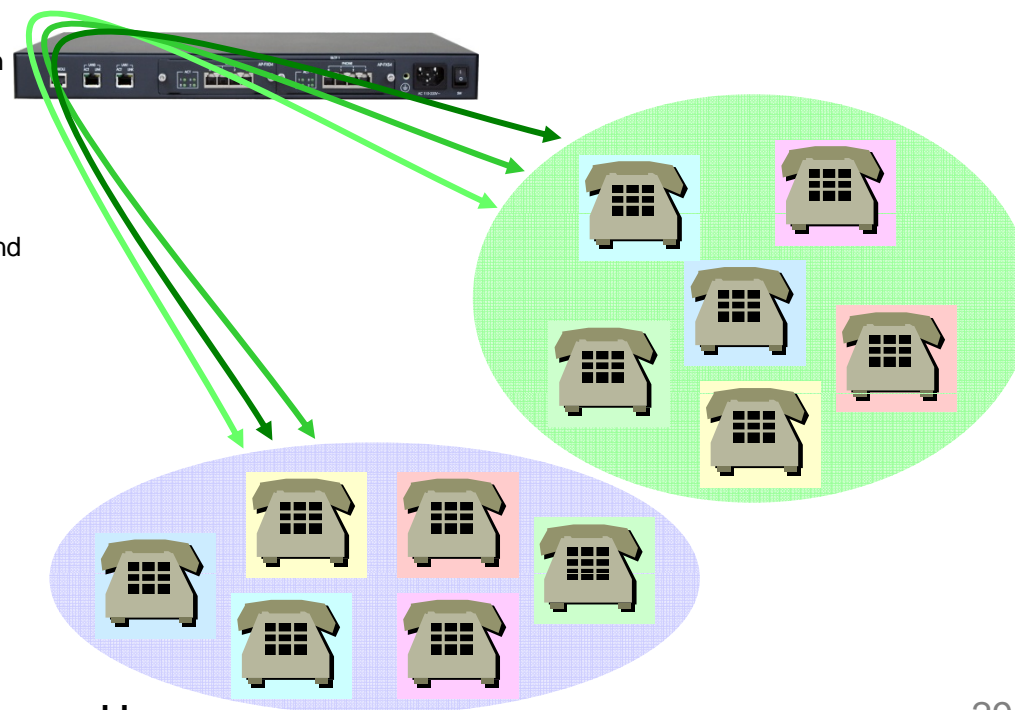
# VoIP (Voice over IP) Service

## • VoIP Call Controls

- Hot line connection function with PLAR (Private Line Auto Ring Down)
- Leased line emulation function
- Connection monitoring function
- Fault tolerant with Redundancy and Call Distribution among Gateways for load balancing
- Call attempt with IP address
- H.323, SIP, MGCP inbound call connection for each voice port
- Multiple E.164 setting for one voice port
- One E.164 or digit pattern can be assigned to more than one voice port
- Hunting with Longest match/ priority/ sequence/ random
- One stage call setup by Digit forwarding
- Call barring with specific digit patterns
- Calling and called number conversion for PSTN outbound calls
- PSTN rerouting in case of VoIP call attempt failure

## • VoIP Call Controls (cont.)

- Call transfer for internal calls
- Call pickup for internal calls
- Calling and called number conversion for VoIP outbound calls
- Calling and called number conversion for VoIP inbound calls
- Fax broadcasting call control



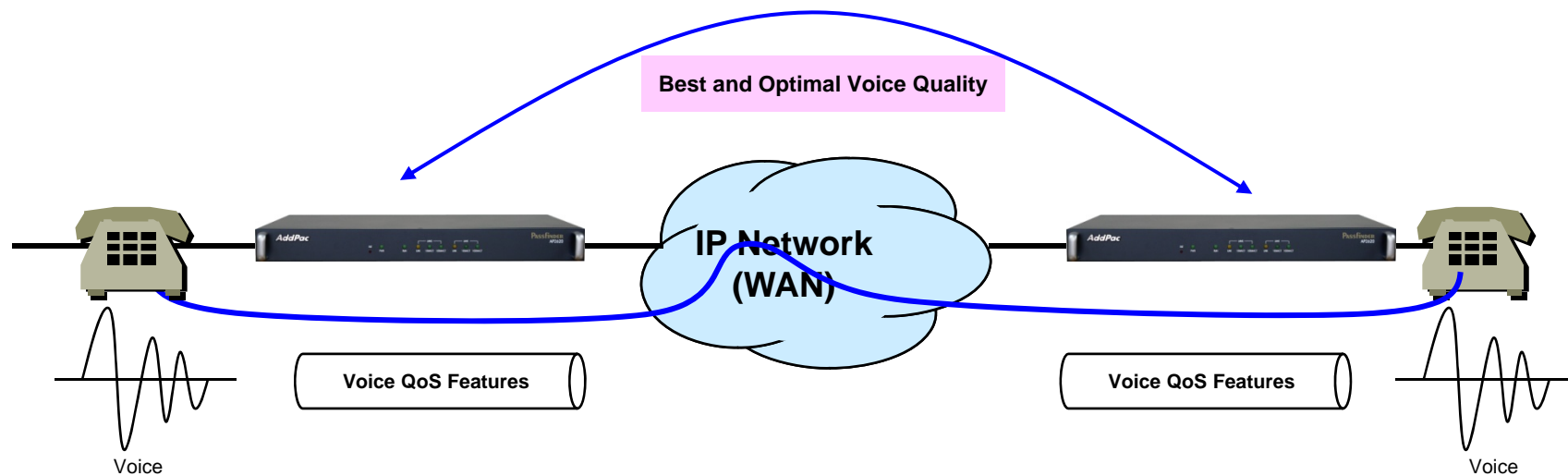
# Advanced QoS Features

- **Enhances Transmit Voice QoS Features**

- Voice Traffic Priority Queuing
- QoS Service Profiling
- Providing Virtual Network Transmit Algorithm
- Real-time Voice Traffic QoS Support
- RTP Packet Transmit Interval Control
- Supporting RTP Packet Redundancy Scheme
- IP Header Control such as ToS, Diffserv

- **Enhances Receive Voice QoS Features**

- Dynamic Jitter Buffer Management
- Error Concealment
- Support T.38 FAX Data Error Recovery Scheme



# Network Protocols

- **Basic Network Protocols**

- ARP, IPv4, TCP, UDP, ICMP, SCTP, IGMP, MLD

- **Routing Protocol**

- IPv4 : Static

- **Service Protocol**

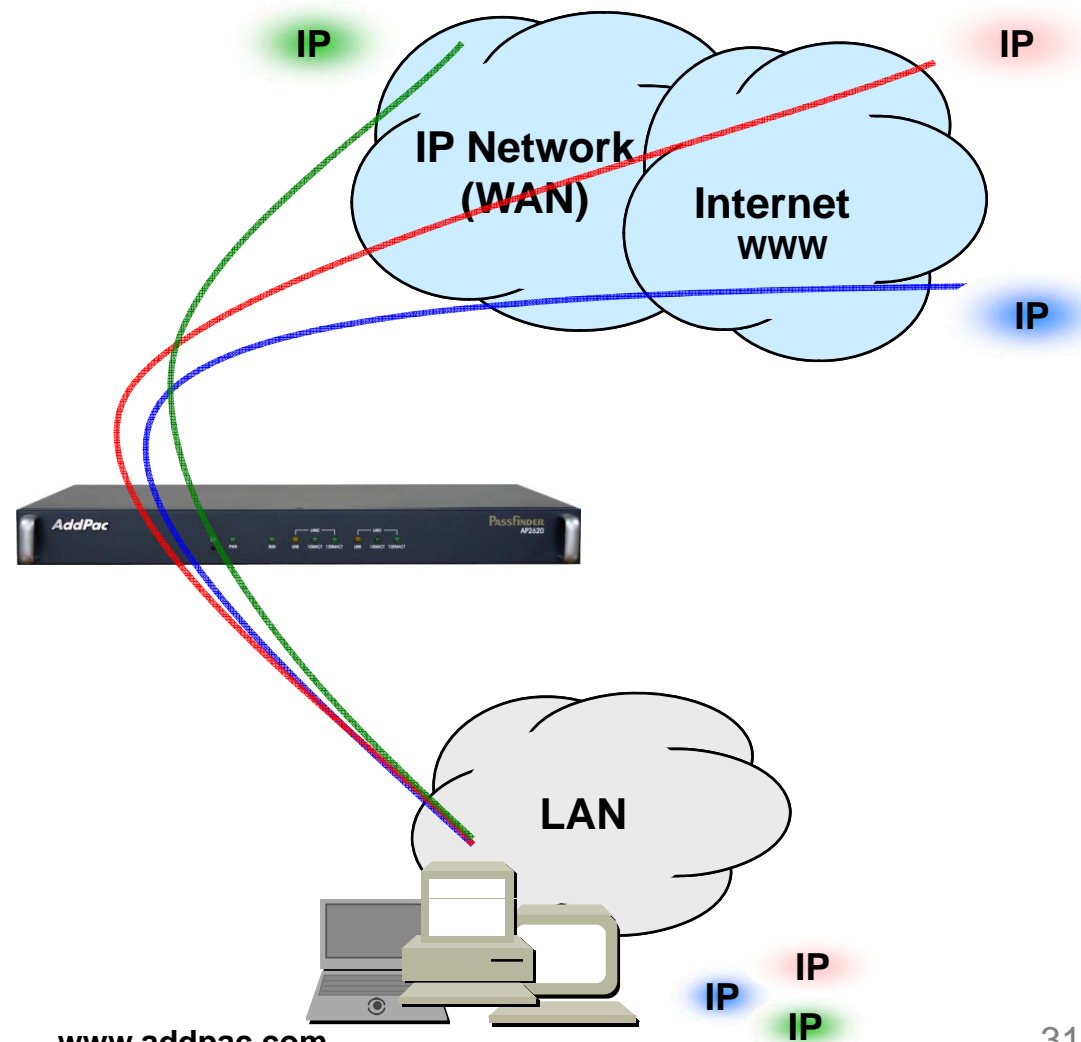
- FTP, Telnet, TFTP, DHCP Server/Relay, SNMP Server
- CDP (Cisco Discovery Protocol)
- DNS Resolver , DDNS(nsupdate)
- Bridge
- Syslog

- **IPv4 Address Configuration**

- Fixed (Static)
- DHCP
- PPPoE

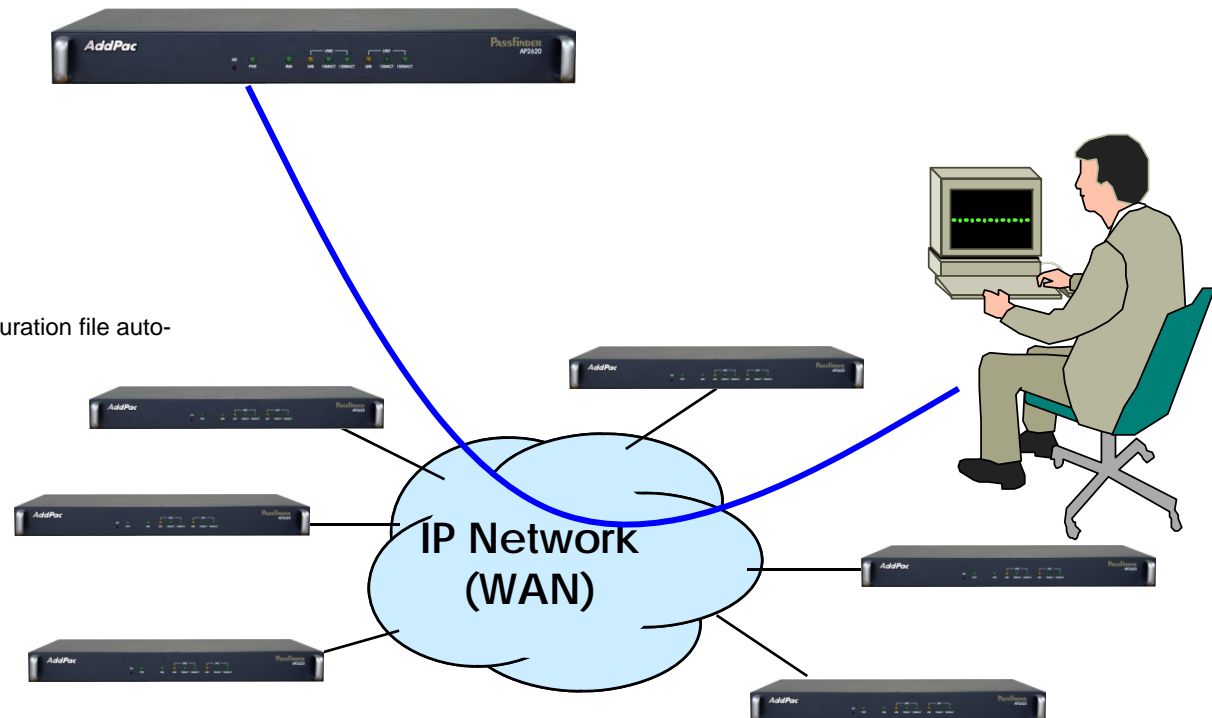
- **Miscellaneous**

- Cisco Style CLI
- Standard & Extended IPv4 Access List
- Multi-level User Account Management
- IP accounting
- STUN Client



# Network Management

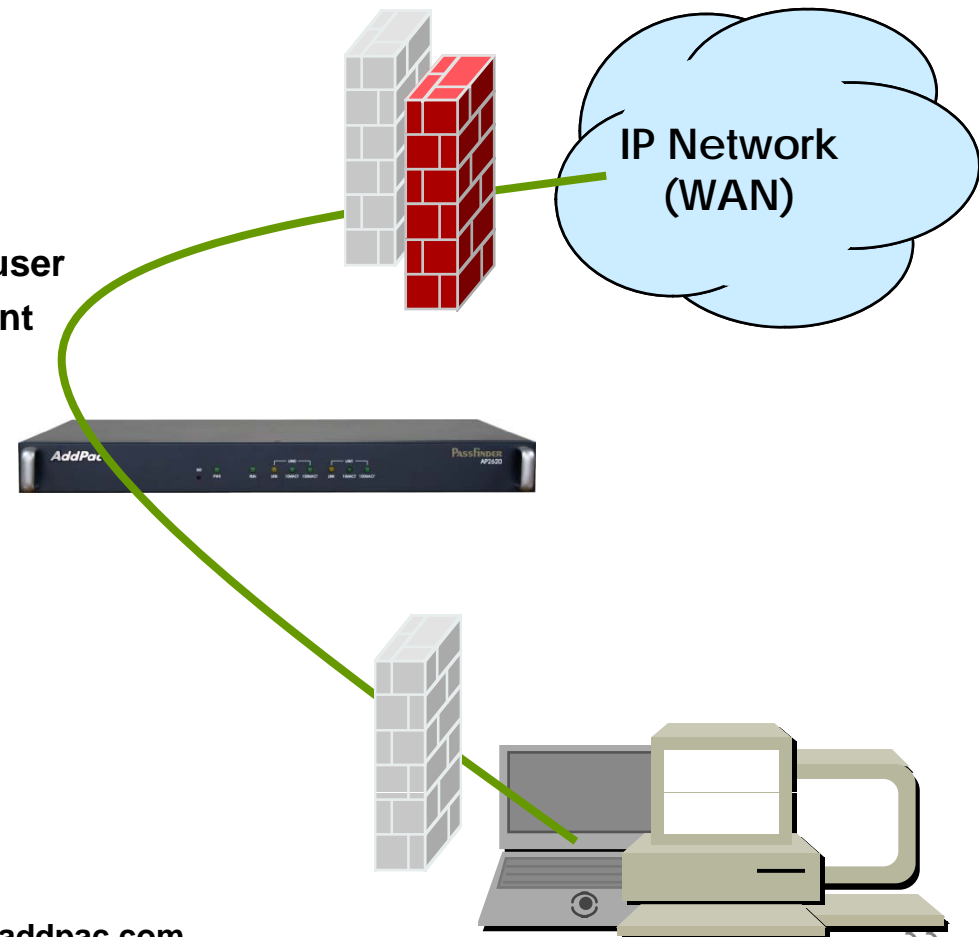
- **SNMP**
  - Standard Simple Network Management Protocol( SNMP) Agent support
  - MIB v1 and v2 Support
- **Web-based Management**
  - Smart Easy Setup
  - Standard Voice Interface
  - Standard PSTN Back-up Interface
- **Watch-dog Function**
  - Hardware, Software watch-dog services
- **Remote Management**
  - Telnet
  - Rlogin
- **Auto Upgrade Service**
  - HTTP server based APOS image and configuration file auto-upgrade support
- **Batch Job Function**
  - Text based script downloading
- **Interoperable with AP-VPMS Service**
  - AddPac VoIP Plug & Play Management System (AP-VPMS)





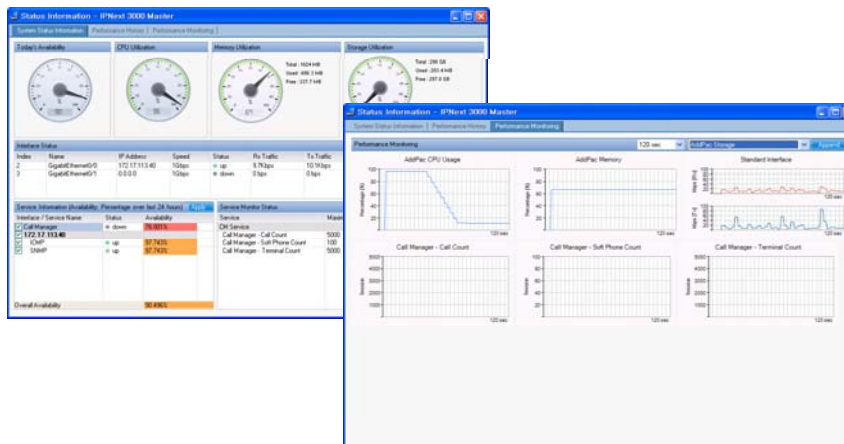
# Security Management

- IP packet filtering
- IP access list
- User authentication function
  - Password Authentication Protocol (PAP)
  - Challenge Handshake Authentication Protocol (CHAP)
- Enable/Disable specific protocols
- Auto-square connect of Telnet session
- Account Management function for multi-level user
- SNMP/TELNET/FTP/HTTP/TFTP port assignment function
- SNMP/TELNET/FTP access list management
- Boot mode security checking function



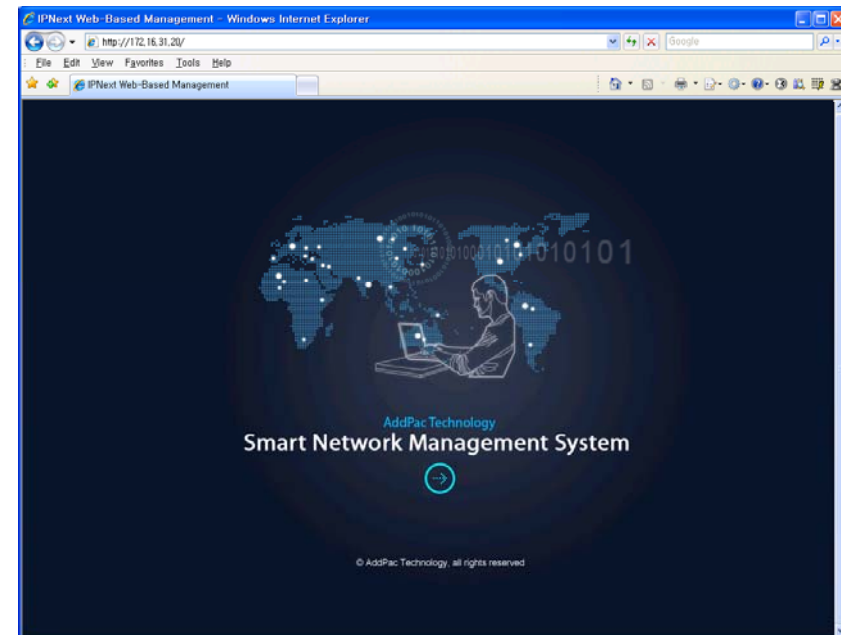
# Smart NMS

## Smart Network Management System for VoIP Gateway



# Contents

- System Requirement
- Smart NMS Networking Diagram
- Web-based Management
- Network Resource Management
- Device Fault Management
- Device Fault History Management
- Device Status Information
- Notification Management
- Fault Statistics
- Model & Service Management



# System Requirement

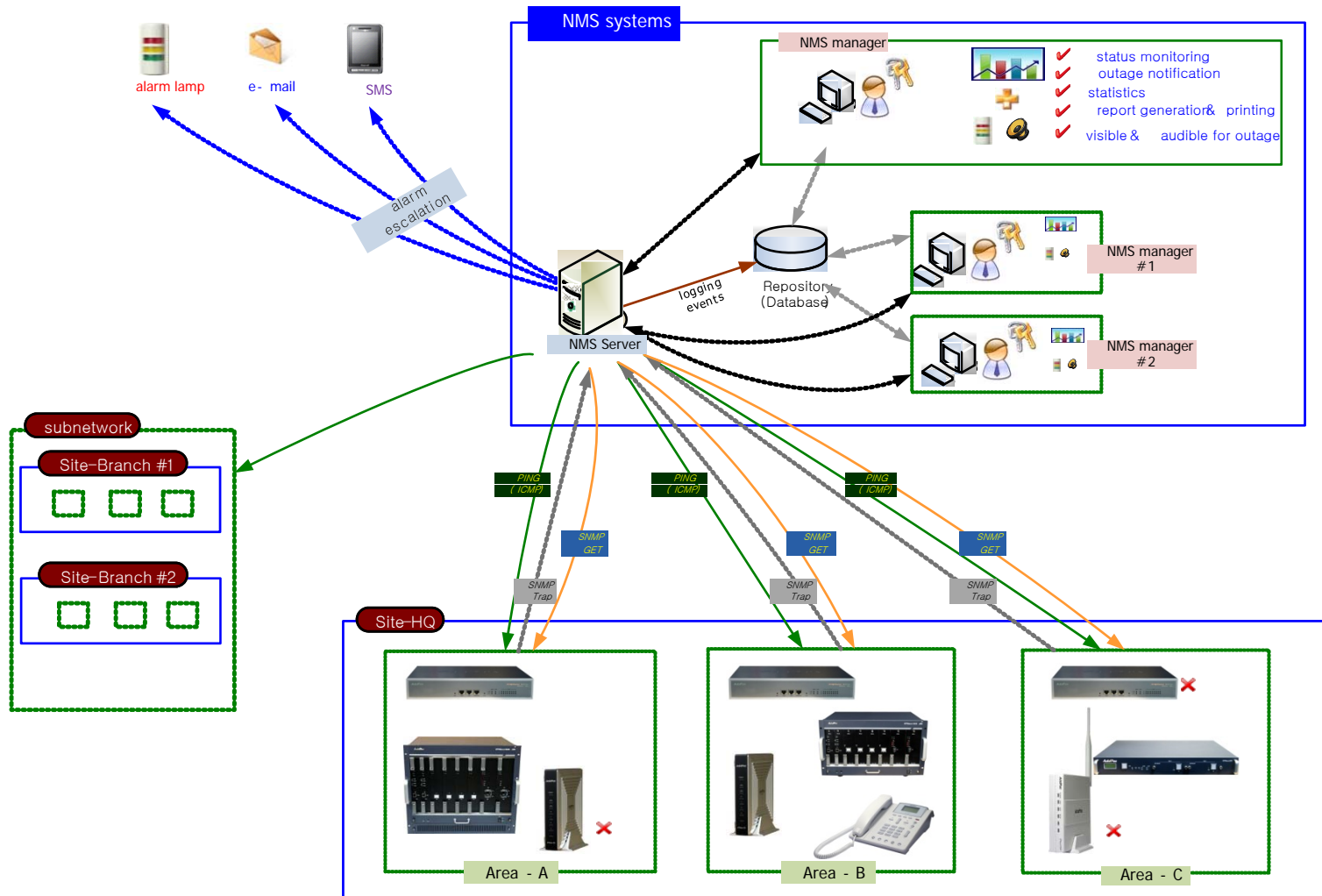
## NMS Server

- OS : RHEL (Redhat Enterprise Linux) 5.0 or higher
- CPU : Quad-Core 2.0 GHz / 1333MHz FSB 2x4 MB cache
- Physical Memory : 4 GB
- HDD : 300 G
- JRE (Java Runtime Environment) 1.5.1 or Higher
- Database : PostgreSQL 8.1.11

## NMS Client

- Windows XP, Vista, Windows Server 2000/2003
- Microsoft Internet Explorer 6.0 or higher

# NMS Networking Diagram



# Web-based Management

- **Easy Access via Web browser**
  - Microsoft Internet Explorer 6.0 or higher compatible
- **Version Control**
  - Automatic version check
  - New version software download feature
- **UI control**
  - User friendly GUI management

# Version Control

The screenshot displays the IPNext Web-Based Management interface within a Windows Internet Explorer browser window. The browser's address bar shows the URL `http://172.16.31.20/`. The main content area features a dark blue background with a world map and a person using a laptop, with the text "AddPac Technology Smart Network Management System" and a copyright notice "© AddPac Technology, all rights reserved".

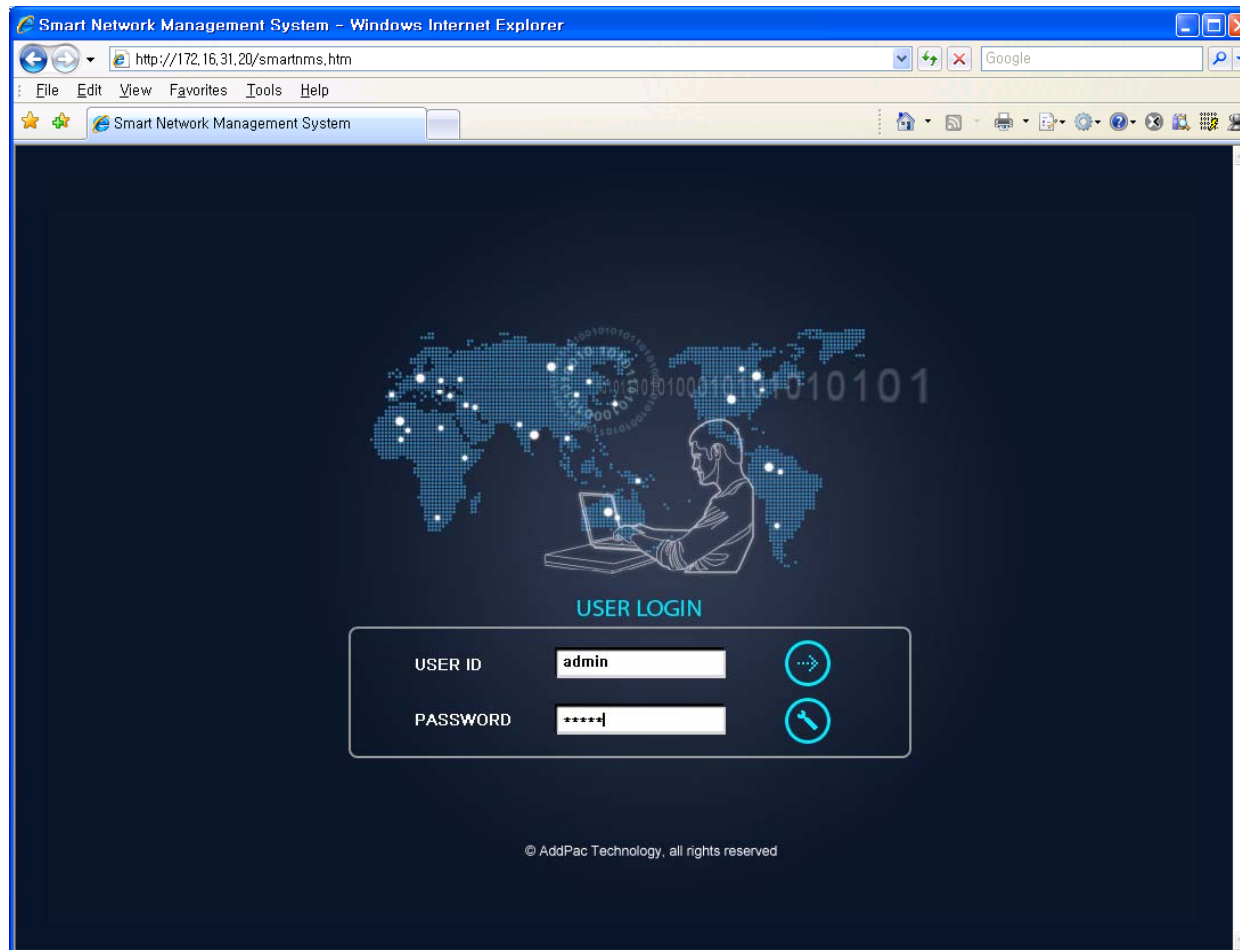
Two callout boxes highlight specific features:

- Automatic version check:** A yellow box with an arrow pointing to the top of the main interface.
- New S/W version update:** A yellow box with an arrow pointing to the bottom of the main interface.

Two Windows dialog boxes are overlaid on the interface:

- Launching Application:** A dialog box with a blue title bar and a close button. It contains a progress bar and the text "Verifying application requirements. This may take a few moments." Below the progress bar are icons of a computer and a globe.
- (61%) Downloading installnms:** A dialog box with a blue title bar and standard window controls. It contains the text "Downloading installnms" and "This may take several minutes. You can use your computer to do other tasks during the installation." Below this is a progress bar showing 61% completion. The details include: "Name: installnms", "From: 172.16.31.20", and "Downloading: 6.29 MB of 10.1 MB". A "Cancel" button is at the bottom right.

# Web-based Login





# Network Resource Management

- Network resource management with hierarchical structure
- Role-based resource management for each administrator

The screenshot displays the AddPac Network Resource Management interface. On the left, a hierarchical tree view shows the network structure, including sites like AddPac, Seoul, and various branches. A context menu is open over the 'GangNamGu' node, with 'Execute SMM' highlighted. An orange callout box points to this menu with the text: "can cooperate with the application executables such as SMM".

In the center, a table lists device categories:

Category Name	Description
Desktop	PC, notebook, laptop, etc
Network Camera	Network Camera Category
Phone	IP Phone, Video Phone
Server	PBX, RBT, UMS, Presence
Switch	Network Switch
VoIP Gateway	AddPac Digital(or Analog) Gateway

Another orange callout box points to this table with the text: "manage the complex network with a structured, hierarchical form".

On the right, a 'User Properties' dialog box is open, showing a 'Site' tab with a tree view of the same network structure. An orange callout box points to this dialog with the text: "can assign the hierarchical node to the operator and manage role-based policy".

At the bottom of the main window, a status bar shows "Total Categories : 6".

# Device Fault Management

- Centralized fault summary information in main window
- Display current fault device through tree view
- Notify administrator with detailed fault information
- Provide device availability information for 24hrs

# Device Fault Management

main window

The screenshot displays the Smart Network Management System (NMS) interface. The main window shows a navigation menu with options like NMS, Account, Configuration, Monitoring, Notification, Fault, Statistics, and View. The central area is divided into several sections:

- Current Outage Devices [111]:** A tree view showing the hierarchy of devices under 'AddPac', including Branch AQ, Branch GX, HeadQuarter, and Subnetwork #2. Each device is listed with its service status and availability percentage.
- Service Outages:** A table showing site-level fault summaries. The 'Overall Availability' is 30 / 11 / 34 (78.650%).
- Device Categories:** A table summarizing faults by category. The 'Overall Categories Availability' is 30 / 11 / 34 (61.282%).
- Your Outstanding Notices [16]:** A table at the bottom listing specific fault events with columns for Ack, ID, Send Time, Site, Device Name, IP Address, Service, and Message.

current device fault list with hierarchy view

site device fault summary

device fault summary for category (classification)

overall total device fault statistics

current device fault event message are shown as below

# Device Fault Management

Smart Network Management System - Windows Internet Explorer

http://172.16.31.20/smartnms.htm

NMS Account Configuration Monitoring Notification Fault Statistics View Help

Current Outage Devices (12) | Service Outages | Device Monitoring - <All>

display message icon when the device have a notification for event

device status matrix with several severity such as critical, major, minor

- \* severity color
- 1) red : critical
- 2) orange : major
- 3) light blue : normal

ACK ID	Send Time	Site	Device Name	IP Address	Service	Message
9525	4/10/2009 5:21:06 PM	/AddPac/Branch GX	00_Nr_server	172.17.111.21	SNMP	인터페이스 172.17.111.21 (172.17.111.21)의 장비명(00_Nr_server)의 서비스 SNMP가 2009년 4월 10일 금요일 오후 5시 21분 06초에 실패함.
9502	4/10/2009 3:34:29 PM	/Subnetwork #2/Center	NMS_SOHO_PBX			device NMS_SOHO_PBX, all services are down
9495	4/10/2009 11:37:12 AM	/AddPac/Branch GX	IPNext 3000 Slave	172.17.113.41	Call Manager	interface 172.17.113.41 (172.17.113.41) device (IPNext 3000 Slave) service Call Manager 2009-4-10 11:37:12 failed.
9494	4/10/2009 11:37:12 AM	/AddPac/Branch GX	IPNext 3000 Master	172.17.113.40	Call Manager	interface 172.17.113.40 (172.17.113.40) device (IPNext 3000 Master) service Call Manager 2009-4-10 11:37:12 failed.
9418	4/9/2009 2:20:01 PM	/AddPac/Branch GX	00_IVR_server			device 00_IVR_server all services are down.

Total Monitoring Devices : 34

4/10/2009 5:16:30 PM | 172.16.31.20:5101 | admin | Version 1.2.3384

# Device Fault Management

The screenshot displays the Smart Network Management System (NMS) interface within a Windows Internet Explorer browser. The address bar shows the URL `http://172.16.31.20/smartnms.htm`. The interface features a top navigation menu with options like NMS, Account, Configuration, Monitoring, Notification, Fault, Statistics, View, and Help. Below this is a toolbar with various icons for site management and monitoring.

The main content area is divided into several sections:

- Left Panel:** A tree view showing the network hierarchy under the 'Site' tab. It includes categories like 'AddPac', 'Seoul', and 'GangnamGu', with sub-items for various branches and areas.
- Top Right:** A 'Destination Paths' section with filters for 'Site' and 'Value', and buttons for 'Refresh', 'Import', and 'New Tab'. There are also 'View Mode' options for 'Large' and 'Small'.
- Center:** A grid of device status icons. Each icon represents a device with a status indicator (green for OK, red for fault, yellow for warning). A red arrow points to the 'NMS Camera' device in the bottom right of the grid, with a callout box containing the text: "device status matrix with small view mode".
- Bottom:** A table titled 'Your Outstanding Notices (18)'. It lists various alerts with columns for Ack, ID, Send Time, Site, Device Name, IP Address, Service, and Message. The messages describe service outages and failures for various devices like '00\_RBT\_server', 'NMS\_SOH\_PBX', and 'NMS Camera 2'.

The status bar at the bottom of the browser window shows the date and time as '4/13/2009 3:14:58 PM', the IP address '172.16.31.20:5101', the user 'admin', and the version 'Version 1.2.3384'.

# Device Fault History Management

- Provide both summary view and detailed event message
- Can Write troubleshooting job note for each event manually
- Administrator can query for a history fault with search condition
- Each fault is related to the several raw events

# Device Fault History Management

The screenshot displays the Smart Network Management System (NMS) interface in Internet Explorer. The main window shows a 'Notification Summary' table on the left and a 'Device Monitoring' table on the right. An 'Advanced Search' dialog box is open over the device monitoring table.

**Notification Summary Table:**

DateTime	Outstanding	Acknowledge
2009-04-10	4	27
2009-04-09	2	76
2009-04-08	0	96
2009-04-07	0	40
2009-04-06	7	489
2009-04-05	0	722
2009-04-04	0	708
2009-04-03	1	476
2009-04-02	0	248
2009-04-01	0	19
2009-03-31	0	37
2009-03-30	0	9
2009-03-29	0	3
2009-03-28	0	1
2009-03-27	0	14
2009-03-26	0	52
2009-03-25	0	8
2009-03-24	0	19
2009-03-23	0	59
2009-03-22	0	102
2009-03-21	0	17
2009-03-20	0	21
2009-03-18	0	48
2009-03-17	0	41
2009-03-13	0	36
2009-03-07	0	1
2009-03-06	0	482
2009-03-05	0	38
2009-03-04	0	13

**Advanced Search Dialog:**

- Sub Network: AddPac
- Site: <All>
- IP Address Contains: [Empty]
- Notice Status Type: <All>
- Level (Severity): <All>
- Message Contains: [Empty]
- Notices After: 11/10/2008 17:20:49
- Notices Before: 11/10/2008 17:20:49
- Sort By: ID (Descending)

**Device Monitoring Table (Partial):**

Ack	ID	Send Time	Site	Device Name	IP Address	Service	Message	Order	Respond Time
<input type="checkbox"/>	9528	4/10/2009 5:51:06 PM	/AddPac/Branch AQ	NMS Camera	172.16.4.180	SNMP	interface 172.16.4.180 (172.16.4.180) device(NMS Camera) service SNMP failed at 2009-4-10 5:51:06 PM	auto-acknowledged	4/10/2009 5:51:35 PM
<input type="checkbox"/>	9527	4/10/2009 5:34:10 PM	/AddPac/HeadQuarter	5th floor meeting room phone device			device 5th floor meeting room phone device, all services are down.	auto-acknowledged	4/10/2009 5:35:25 PM
<input type="checkbox"/>	9526	4/10/2009 5:33:42 PM	/AddPac/Branch GX	00_NR_server	172.17.11.1			auto-acknowledged	4/10/2009 5:35:25 PM
<input type="checkbox"/>	9525	4/10/2009 5:21:06 PM	/AddPac/Branch GX	UU_NR_server	172.17.11.1			auto-acknowledged	4/10/2009 5:22:43 PM
<input type="checkbox"/>	9524	4/10/2009 5:17:29 PM	/AddPac/Branch GX	00_NR_server	172.17.11.1			auto-acknowledged	4/10/2009 5:17:56 PM
<input type="checkbox"/>	9522	4/10/2009 3:36:26 PM	/AddPac/HeadQuarter	IP_PBX_Slave(our company)				auto-acknowledged	4/10/2009 4:03:13 PM
<input type="checkbox"/>	9521	4/10/2009 3:36:18 PM	/AddPac/HeadQuarter	RBT server(our company)				auto-acknowledged	4/10/2009 4:03:13 PM
<input type="checkbox"/>	9520	4/10/2009 3:36:17 PM	/AddPac/HeadQuarter	PS server(our company)				auto-acknowledged	4/10/2009 4:03:13 PM
<input type="checkbox"/>	9519	4/10/2009 3:36:17 PM	/AddPac/HeadQuarter	UMS server #2				auto-acknowledged	4/10/2009 4:03:13 PM
<input type="checkbox"/>	9518	4/10/2009 3:36:09 PM	/AddPac/HeadQuarter	Recording Server (our company)				auto-acknowledged	4/10/2009 4:03:13 PM
<input type="checkbox"/>	9517	4/10/2009 3:36:08 PM	/AddPac/HeadQuarter	company_MUU_s...				auto-acknowledged	4/10/2009 4:03:14 PM
<input type="checkbox"/>	9516	4/10/2009 3:36:00 PM	/AddPac/Branch GX	00_PS_Slave_ser...				auto-acknowledged	4/10/2009 4:03:13 PM
<input type="checkbox"/>	9514	4/10/2009 3:35:50 PM	/AddPac/Branch GX	00_PS_server				auto-acknowledged	4/10/2009 4:02:54 PM
<input type="checkbox"/>	9513	4/10/2009 3:35:41 PM	/AddPac/HeadQuarter	5th floor meeting room phone device				auto-acknowledged	4/10/2009 4:02:43 PM
<input type="checkbox"/>	9512	4/10/2009 3:35:41 PM	/AddPac/HeadQuarter	IP_PBX_Master (our company)				auto-acknowledged	4/10/2009 4:02:44 PM
<input type="checkbox"/>	9511	4/10/2009 3:35:33 PM	/AddPac/Branch KT		172.16.51.12			auto-acknowledged	4/10/2009 4:02:43 PM

**Your Outstanding Notices (17) Table:**

Ack	ID	Send Time	Site	Device Name	IP Address	Service	Message
<input type="checkbox"/>	9527	4/10/2009 5:34:10 PM	/AddPac/HeadQuarter	5th floor meeting ro...			device 5th floor meeting room phone device, all services are down.
<input type="checkbox"/>	9502	4/10/2009 3:34:29 PM	/Subnetwork #2/Center	NMS_SOHD_PBX			device NMS_SOHD_PBX, all services are down
<input type="checkbox"/>	9495	4/10/2009 11:37:12 AM	/AddPac/Branch GX	IPNext 3000 Slave	172.17.113.41	Call Manager	interface 172.17.113.41 (172.17.113.41) device (IPNext 3000 Slave) service Call Manager 2009-4-10 11:37:12 failed.
<input type="checkbox"/>	9494	4/10/2009 11:37:12 AM	/AddPac/Branch GX	IPNext 3000 Master	172.17.113.40	Call Manager	interface 172.17.113.40 (172.17.113.40) device (IPNext 3000 Master) service Call Manager 2009-4-10 11:37:12 failed.
<input type="checkbox"/>	9418	4/9/2009 2:20:01 PM	/AddPac/Branch GX	00_IVR_server			device 00_IVR_server all services are down.
<input type="checkbox"/>	9396	4/9/2009 10:57:37 AM	/AddPac/Branch AQ	NMS_IP_PBX_31.13			device NMS_IP_PBX_31.13 all services down.
<input type="checkbox"/>	9239	4/6/2009 7:49:20 PM	/AddPac/Branch AQ	NMS Camera 2	172.16.253.118		device (NMS Camera 2) interface 172.16.253.118 (172.16.253.118) not response or delete by administrator
<input type="checkbox"/>	9239	4/6/2009 7:49:20 PM	/AddPac/Branch AQ	NMS Camera 2	172.16.253.119	ICMP	device (NMS Camera 2) interface 172.16.253.118 (172.16.253.118) service ICMP not response or deleted by administrator
<input type="checkbox"/>	9237	4/6/2009 7:49:20 PM	/AddPac/Branch AQ	NMS Camera 2	172.16.253.118	SNMP	device (NMS Camera 2) interface 172.16.253.118 (172.16.253.118) service SNMP not response or deleted by administrator

# Device Fault History Management

The screenshot displays the Smart Network Management System (NMS) interface. The main window shows a list of events with columns for Ack, ID, Send Time, Site, Device Name, IP Address, Service, Message, Responder, and Respond Time. A 'Troubleshooting Note' dialog box is open, allowing users to enter a note for a specific event. The dialog includes a 'Status' dropdown (set to 'Cleared'), a text area for the note, and buttons for 'Add', 'Edit', 'Delete', and 'Help'. An orange callout box with the text 'Can write troubleshooting note if needed' points to the text input area of the dialog.

DateTime	Outstanding	Acknowledge
2009-04-10	4	27
2009-04-09	2	76
2009-04-08	0	96
2009-04-07	0	40
2009-04-06	7	489
2009-04-05	0	722
2009-04-04	0	708
2009-04-03	1	476
2009-04-02	0	248
2009-04-01	0	19
2009-03-31	0	37
2009-03-30	0	9
2009-03-29	0	3
2009-03-28	0	1
2009-03-27	0	14
2009-03-26	0	52
2009-03-25	0	8
2009-03-24	0	19
2009-03-23	0	59
2009-03-22	0	102
2009-03-21	0	102
2009-03-20	0	102
2009-03-19	0	102
2009-03-18	0	102
2009-03-17	0	102
2009-03-16	0	102
2009-03-15	0	102
2009-03-14	0	102
2009-03-13	0	102
2009-03-12	0	102
2009-03-11	0	102
2009-03-10	0	102
2009-03-09	0	102
2009-03-08	0	102
2009-03-07	0	102
2009-03-06	0	102
2009-03-05	0	102
2009-03-04	0	102

Ack	ID	Send Time	Site	Device Name	IP Address	Service	Message	Responder	Respond Time
<input checked="" type="checkbox"/>	9528	4/10/2009 5:51:06 PM	/AddPac/Branch AQ	NMS Camera	172.16.4.180	SNMP	interface 172.16.4.180 (172.16.4.180) device(NMS Camera) service SNMP failed at 2009-4-10 5:51 06 PM	auto-acknowledged	4/10/2009 5:51:35 PM
<input type="checkbox"/>	9527	4/10/2009 5:34:10 PM	/AddPac/Branch AQ	5th floor meeting room phone device			device 5th floor meeting room phone device, all services are down.	to-acknowledged	4/10/2009 5:35:25 PM
<input type="checkbox"/>	9526	4/10/2009 5:33:42 PM	/AddPac/Branch GX					to-acknowledged	4/10/2009 5:22:43 PM
<input type="checkbox"/>	9525	4/10/2009 5:21:06 PM	/AddPac/Branch GX					to-acknowledged	4/10/2009 5:17:56 PM
<input type="checkbox"/>	9524	4/10/2009 5:17:29 PM	/AddPac/Branch GX					to-acknowledged	4/10/2009 4:03:13 PM
<input type="checkbox"/>	9522	4/10/2009 3:36:26 PM	/AddPac/Branch AQ	IP cor				to-acknowledged	4/10/2009 4:03:13 PM
<input type="checkbox"/>	9521	4/10/2009 3:36:18 PM	/AddPac/Branch AQ	PS RB				to-acknowledged	4/10/2009 4:03:13 PM
<input type="checkbox"/>	9520	4/10/2009 3:36:17 PM	/AddPac/Branch AQ	cor				to-acknowledged	4/10/2009 4:03:13 PM
<input type="checkbox"/>	9519	4/10/2009 3:36:17 PM	/AddPac/Branch AQ	UW				to-acknowledged	4/10/2009 4:03:13 PM
<input type="checkbox"/>	9518	4/10/2009 3:36:09 PM	/AddPac/Branch AQ	Re (ou				to-acknowledged	4/10/2009 4:03:13 PM
<input type="checkbox"/>	9517	4/10/2009 3:36:09 PM	/AddPac/Branch AQ	co				to-acknowledged	4/10/2009 4:03:13 PM
<input type="checkbox"/>	9516	4/10/2009 3:36:09 PM	/AddPac/Branch AQ	00				to-acknowledged	4/10/2009 4:03:13 PM
<input type="checkbox"/>	9515	4/10/2009 3:36:09 PM	/AddPac/Branch AQ	00				to-acknowledged	4/10/2009 4:03:13 PM
<input type="checkbox"/>	9514	4/10/2009 3:36:09 PM	/AddPac/Branch AQ	00				to-acknowledged	4/10/2009 4:03:13 PM
<input type="checkbox"/>	9513	4/10/2009 3:36:09 PM	/AddPac/Branch AQ	00				to-acknowledged	4/10/2009 4:03:13 PM
<input type="checkbox"/>	9512	4/10/2009 3:36:09 PM	/AddPac/Branch AQ	00				to-acknowledged	4/10/2009 4:03:13 PM
<input type="checkbox"/>	9511	4/10/2009 3:36:09 PM	/AddPac/Branch AQ	00				to-acknowledged	4/10/2009 4:03:13 PM
<input type="checkbox"/>	9510	4/10/2009 3:36:09 PM	/AddPac/Branch AQ	00				to-acknowledged	4/10/2009 4:03:13 PM
<input type="checkbox"/>	9509	4/10/2009 3:36:09 PM	/AddPac/Branch AQ	00				to-acknowledged	4/10/2009 4:03:13 PM
<input type="checkbox"/>	9508	4/10/2009 3:36:09 PM	/AddPac/Branch AQ	00				to-acknowledged	4/10/2009 4:03:13 PM
<input type="checkbox"/>	9507	4/10/2009 3:36:09 PM	/AddPac/Branch AQ	00				to-acknowledged	4/10/2009 4:03:13 PM
<input type="checkbox"/>	9506	4/10/2009 3:36:09 PM	/AddPac/Branch AQ	00				to-acknowledged	4/10/2009 4:03:13 PM
<input type="checkbox"/>	9505	4/10/2009 3:36:09 PM	/AddPac/Branch AQ	00				to-acknowledged	4/10/2009 4:03:13 PM
<input type="checkbox"/>	9504	4/10/2009 3:36:09 PM	/AddPac/Branch AQ	00				to-acknowledged	4/10/2009 4:03:13 PM
<input type="checkbox"/>	9503	4/10/2009 3:36:09 PM	/AddPac/Branch AQ	00				to-acknowledged	4/10/2009 4:03:13 PM
<input type="checkbox"/>	9502	4/10/2009 3:36:09 PM	/AddPac/Branch AQ	00				to-acknowledged	4/10/2009 4:03:13 PM
<input type="checkbox"/>	9501	4/10/2009 3:36:09 PM	/AddPac/Branch AQ	00				to-acknowledged	4/10/2009 4:03:13 PM
<input type="checkbox"/>	9500	4/10/2009 3:36:09 PM	/AddPac/Branch AQ	00				to-acknowledged	4/10/2009 4:03:13 PM
<input type="checkbox"/>	9499	4/10/2009 3:36:09 PM	/AddPac/Branch AQ	00				to-acknowledged	4/10/2009 4:03:13 PM
<input type="checkbox"/>	9498	4/10/2009 3:36:09 PM	/AddPac/Branch AQ	00				to-acknowledged	4/10/2009 4:03:13 PM
<input type="checkbox"/>	9497	4/10/2009 3:36:09 PM	/AddPac/Branch AQ	00				to-acknowledged	4/10/2009 4:03:13 PM
<input type="checkbox"/>	9496	4/10/2009 3:36:09 PM	/AddPac/Branch AQ	00				to-acknowledged	4/10/2009 4:03:13 PM
<input type="checkbox"/>	9495	4/10/2009 3:36:09 PM	/AddPac/Branch AQ	00				to-acknowledged	4/10/2009 4:03:13 PM
<input type="checkbox"/>	9494	4/10/2009 11:37:12 AM	/AddPac/Branch GX	IPNext 3000 Master	172.17.113.40	Call Manager	interface 172.17.113.40 (172.17.113.40) device (IPNext 3000 Master) service Call Manager 2009-4-10 11:37:12 failed	to-acknowledged	4/10/2009 4:02:44 PM
<input type="checkbox"/>	9418	4/9/2009 2:20:01 PM	/AddPac/Branch GX	00_IVR_server			device 00_IVR_server all services are down.	to-acknowledged	4/10/2009 4:02:54 PM
<input type="checkbox"/>	9396	4/9/2009 10:57:37 AM	/AddPac/Branch AQ	NMS_IP_PBX_31.13			device NMS_IP_PBX_31.13 all services down.	to-acknowledged	4/10/2009 4:02:54 PM
<input type="checkbox"/>	9239	4/6/2009 7:49:20 PM	/AddPac/Branch AQ	NMS Camera 2	172.16.253.118		device (NMS Camera 2) interface 172.16.253.118 (172.16.253.118) not response or delete by administrator	to-acknowledged	4/10/2009 4:02:43 PM
<input type="checkbox"/>	9230	4/6/2009 7:49:20 PM	/AddPac/Branch AQ	NMS Camera 2	172.16.253.110	ICMP	device (NMS Camera 2) interface 172.16.253.118 (172.16.253.118) service ICMP not response or deleted by administrator	to-acknowledged	4/10/2009 4:02:44 PM
<input type="checkbox"/>	9237	4/6/2009 7:49:20 PM	/AddPac/Branch AQ	NMS Camera 2	172.16.253.118	SNMP	device (NMS Camera 2) interface 172.16.253.118 (172.16.253.118) service SNMP not response or deleted by administrator	to-acknowledged	4/10/2009 4:02:43 PM



# Current Device Fault (Outage)

The screenshot displays the Smart Network Management System (NMS) interface. The main window shows a tree view of network devices and a table of current outages. An 'Event Detail' dialog box is open, providing information about a specific outage event.

**Current Outage Devices (13)**

Name	Service...	Availability
AddPac		
Branch AQ		
NMS Camera	6 of 12	50.000 %
NMS_IP_PBX...	3 of 3	0.000 %
Branch GX		
00_IVR_server	3 of 3	0.000 %
00_IVR_slave...	3 of 3	0.000 %
00_PS_server	3 of 3	0.000 %
00_PS_slave...	2 of 3	33.333 %
00_RBT_server	3 of 3	0.000 %
IPNext 3000 S...	1 of 3	66.667 %
IPNext 3000 S...	1 of 3	66.667 %
UMS slave	3 of 3	0.000 %
HeadQuarter		
5th floor meeti...	1 of 1	0.000 %
UMS serverfo...	3 of 3	0.000 %
Subnetwork #2		
Center		
NMS_SOHO ID...	2 of 2	0.000 %

**Service Outages**

Outage ID	Site	Device Name	IP Address	Service	Time Down
13968	/AddPac/Branch GX	00_RBT_server	172.17.114.60	Media	4/10/2009 9:26:04 PM
13967	/AddPac/Branch GX	00_RBT_server	172.17.114.60	ICMP	4/10/2009 9:26:04 PM
13966	/AddPac/Branch GX	00_RBT_server	172.17.114.60	SNMP	4/10/2009 9:26:04 PM
13948	/AddPac/HeadQuarter	5th floor meeting room p...	172.16.53.101	ICMP	4/10/2009 5:34:10 PM
13907	/Subnetwork #2/Cent...	NMS_SOHO_PBX	172.16.19.50	ICMP	4/10/2009 3:34:29 PM
13906	/Subnetwork #2/Cent...	NMS_SOHO_PBX	172.16.19.50	SNMP	4/10/2009 3:34:29 PM
13896	/AddPac/Branch GX	IPNext 3000 Slave	172.17.113.41	Call Manager	2009-4-10 11:37:12 AM
13895	/AddPac/Branch GX	IPNext 3000 Master	172.17.113.40	Call Manager	2009-4-10 11:37:12 AM
13802	/AddPac/Branch GX	00_IVR_server	172.17.113.40	device	00_IVR_server all services are down
13801	/AddPac/Branch GX	00_IVR_server	172.17.113.40	device	00_IVR_server all services are down
13800	/AddPac/Branch GX	00_IVR_server	172.17.113.40	device	00_IVR_server all services are down
13773	/AddPac/Branch AQ	NMS_IP_PBX_31.13	172.16.253.118	device	NMS_IP_PBX_31.13 all services down
13772	/AddPac/Branch AQ	NMS_IP_PBX_31.13	172.16.253.118	device	NMS_IP_PBX_31.13 all services down
13771	/AddPac/Branch AQ	NMS_IP_PBX_31.13	172.16.253.118	device	NMS_IP_PBX_31.13 all services down
13611	/AddPac/Branch AQ	NMS Camera	172.16.253.118	device	NMS Camera 2 interface 172.16.253.118 (172.16.253.118) not response or delete by administrator
13610	/AddPac/Branch AQ	NMS Camera	172.16.253.118	device	NMS Camera 2 interface 172.16.253.118 (172.16.253.118) not response or delete by administrator
13609	/AddPac/Branch AQ	NMS Camera	172.16.253.118	device	NMS Camera 2 interface 172.16.253.118 (172.16.253.118) not response or delete by administrator
13608	/AddPac/Branch AQ	NMS Camera	172.16.253.118	device	NMS Camera 2 interface 172.16.253.118 (172.16.253.118) not response or delete by administrator
13607	/AddPac/Branch AQ	NMS Camera	172.16.253.118	device	NMS Camera 2 interface 172.16.253.118 (172.16.253.118) not response or delete by administrator
13606	/AddPac/Branch AQ	NMS Camera	172.16.253.118	device	NMS Camera 2 interface 172.16.253.118 (172.16.253.118) not response or delete by administrator
9021	/AddPac/Branch GX	UMS slave	172.17.113.41	device	device 00_RBT_server down
9020	/AddPac/Branch GX	UMS slave	172.17.113.41	device	device 00_RBT_server down
9019	/AddPac/Branch GX	UMS slave	172.17.113.41	device	device 00_RBT_server down
6489	/AddPac/Branch GX	00_PS_server	172.17.113.41	device	device 00_RBT_server down

**Event Detail (ID: 45412)**

Event Time: 4/10/2009 9:26:04 PM  
 Site: /AddPac/Branch GX  
 Service: 00\_RBT\_server  
 Time Acknowledge: [Empty]  
 Log Message: device 00\_RBT\_server down  
 Description: device 00\_RBT\_server's all interface down. A new Outage record has been created and service level availability calculations will be impacted until this outage is resolved.  
 Troubleshooting Note List: [Empty table]  
 Buttons: Acknowledge Events, Device Properties, Help, Close, Add, Edit, Delete

**Your Outstanding Notices (18)**

Ack	ID	Send Time	Site	Device Name	IP Address	Service	Message
<input type="checkbox"/>	9535	4/10/2009 9:26:04 PM	/AddPac/Branch GX	00_RBT_server		device	device 00_RBT_server down
<input type="checkbox"/>	9527	4/10/2009 5:34:10 PM	/AddPac/HeadQuarter	5th floor meeting...		device	device 00_IVR_server all services are down
<input type="checkbox"/>	9502	4/10/2009 3:34:29 PM	/Subnetwork #2/Cent...	NMS_SOHO_PBX		device	device NMS_IP_PBX_31.13 all services down
<input type="checkbox"/>	9495	4/10/2009 11:37:12 AM	/AddPac/Branch GX	IPNext 3000 Slave	172.17.113.41	Call Manager	Call Manager 2009-4-10 11:37:12 failed.
<input type="checkbox"/>	9494	4/10/2009 11:37:12 AM	/AddPac/Branch GX	IPNext 3000 Master	172.17.113.40	Call Manager	interface 172.17.113.40 (172.17.113.40) device (IPNext 3000 Master) service Call Manager 2009-4-10 11:37:12 failed
<input type="checkbox"/>	9419	4/9/2009 2:20:01 PM	/AddPac/Branch GX	00_IVR_server		device	device 00_IVR_server all services are down
<input type="checkbox"/>	9396	4/9/2009 10:57:37 AM	/AddPac/Branch AQ	NMS_IP_PBX_3...		device	device NMS_IP_PBX_31.13 all services down
<input type="checkbox"/>	9239	4/6/2009 7:49:20 PM	/AddPac/Branch AQ	NMS Camera 2	172.16.253.118	device	device (NMS Camera 2) interface 172.16.253.118 (172.16.253.118) not response or delete by administrator

# Device Event History

**Smart Network Management System - Windows Internet Explorer**

http://172.16.31.20/smatnms.htm

NMS Account Configuration Monitoring Notification Fault Statistics View Help

Service Outages Event Notification Destination Paths Users View Current Outages View Outages View Events

Event Summary

Event Time	Outsta...	Ackno...	Not Clea...	Cleared	In Pr...
2009-04-13	40	0	40	0	0
2009-04-12	6	0	6	0	0
2009-04-11	314	0	314	0	0
2009-04-10	182	0	182	0	0
2009-04-09	290	0	290	0	0
2009-04-08	412	0	412	0	0
2009-04-07	448	0	448	0	0
2009-04-06	1453	0	1453	0	0
2009-04-05	1704	0	1704	0	0
2009-04-04	1712	0	1712	0	0
2009-04-03	1276	0	1276	0	0
2009-04-02	799	0	799	0	0
2009-04-01	271	0	271	0	0
2009-03-31	277	0	277	0	0
2009-03-30	212	0	212	0	0
2009-03-29	17	0	17	0	0
2009-03-28	2	0	2	0	0
2009-03-27	108	0	108	0	0
2009-03-26	292	0	292	0	0
2009-03-25	46	0	46	0	0
2009-03-24	121	0	121	0	0
2009-03-23	1904	0	1904	0	0
2009-03-22	2643	0	2643	0	0
2009-03-21	354	0	354	0	0
2009-03-20	172	0	172	0	0
2009-03-19	1	0	1	0	0
2009-03-18	1294	0	1294	0	0
2009-03-17	788	0	788	0	0
2009-03-16	14	0	14	0	0
2009-03-15	3	0	3	0	0

Limit: 20 Refresh Advanced Search Acknowledge Events Troubleshooting Note

Ack	ID	Severity	Event Time	Site	Device Name	IP Address	Service	Message
<input type="checkbox"/>	45786	Critical	4/13/2009 11:24:42 AM	/AddPac/Branch GX	SE_MG3000N_A	172.17.111.25		Agent Up with enterprise.1.3.6.1.4.1.4855.3.2.255
<input type="checkbox"/>	45785	Cleared	4/13/2009 11:15:59 AM	/AddPac/Branch GX	00_NR_server	172.17.111.21	SNMP	SNMP data collection on interface 172.17.111.21 previously failed and has been restored.
<input type="checkbox"/>	45784	Cleared	4/13/2009 11:15:52 AM	/AddPac/Branch GX	00_NR_server			Node 00_NR_server is up.
<input type="checkbox"/>	45783	Critical	4/13/2009 11:15:51 AM	/AddPac/Branch GX	00_NR_server	172.17.111.21		Agent Up with Possible Changes (coldStart Trap) enterprise.1.3.6.1.4.1.4855.3.2.10
<input type="checkbox"/>	45782	Critical	4/13/2009 11:15:13 AM	/AddPac/Branch GX	00_NR_server			Node 00_NR_server is down.
<input type="checkbox"/>	45781	Warning	4/13/2009 11:14:57 AM	/AddPac/Branch GX	00_NR_server	172.17.111.21	SNMP	SNMP data collection on interface 172.17.111.21 failed.
<input type="checkbox"/>	45780	Warning	4/13/2009 10:00:15 AM	/AddPac/Branch AQ	NMS_IP_PBX_31...	172.16.31.13	SNMP	SNMP thresholding on interface 172.16.31.13 failed.
<input type="checkbox"/>	45779	Warning	4/13/2009 10:00:15 AM	/Subnetwork #2/Center	NMS_IP_PBX_31...	172.16.31.16	SNMP	SNMP thresholding on interface 172.16.31.16 failed.
<input type="checkbox"/>	45778	Warning	4/13/2009 9:59:51 AM	/AddPac/Branch GX	UMS slave	172.17.113.201	SNMP	SNMP data collection on interface 172.17.113.201 failed.
<input type="checkbox"/>	45777	Warning	4/13/2009 9:59:46 AM	/AddPac/Branch GX	UMS slave	172.17.113.201	SNMP	SNMP data collection on interface 172.17.113.201 failed.
<input type="checkbox"/>	45776	Warning	4/13/2009 9:59:42 AM	/AddPac/HeadQuarter	UMS server(our co...	61.33.161.43	SNMP	SNMP data collection on interface 61.33.161.43 failed.
<input type="checkbox"/>	45775	Warning	4/13/2009 9:59:41 AM	/AddPac/HeadQuarter	UMS server(our co...	61.33.161.43	SNMP	SNMP data collection on interface 61.33.161.43 failed.
<input type="checkbox"/>	45774	Warning	4/13/2009 9:59:36 AM	/Subnetwork #2/Center	NMS_SOHO_PBX	172.16.19.50	SNMP	SNMP data collection on interface 172.16.19.50 failed.
<input type="checkbox"/>	45773	Warning	4/13/2009 9:59:33 AM	/Subnetwork #2/Center	NMS_SOHO_PBX	172.16.19.50	SNMP	SNMP data collection on interface 172.16.19.50 failed.
<input type="checkbox"/>	45772	Warning	4/13/2009 9:59:32 AM	/Subnetwork #2/Center	NMS_SOHO_PBX	172.16.19.50	SNMP	SNMP data collection on interface 172.16.19.50 failed.
<input type="checkbox"/>	45771	Warning	4/13/2009 9:59:27 AM	/Subnetwork #2/Center	NMS_SOHO_PBX	172.16.19.50	SNMP	SNMP data collection on interface 172.16.19.50 failed.
<input type="checkbox"/>	45770	Warning	4/13/2009 9:59:24 AM	/Subnetwork #2/Center	NMS_SOHO_PBX	172.16.19.50	SNMP	SNMP data collection on interface 172.16.19.50 failed.
<input type="checkbox"/>	45769	Warning	4/13/2009 9:59:23 AM	/Subnetwork #2/Center	NMS_SOHO_PBX	172.16.19.50	SNMP	SNMP data collection on interface 172.16.19.50 failed.
<input type="checkbox"/>	45768	Warning	4/13/2009 9:59:18 AM	/AddPac/Branch AQ	NMS_IP_PBX_31...	172.16.31.13	SNMP	SNMP data collection on interface 172.16.31.13 failed.
<input type="checkbox"/>	45767	Warning	4/13/2009 9:59:15 AM	/AddPac/Branch AQ	NMS_IP_PBX_31...	172.16.31.13	SNMP	SNMP data collection on interface 172.16.31.13 failed.

Results: 1 to 20 of 25346 Search Constraints: user=admin

Can view all events for devices with search condition

summarize daily event statistics data

Site	Device Name	IP Address	Service	Message
/AddPac/Branch GX	00_RBT_server			device 00_RBT_server's all services are down.
/AddPac/HeadQuarter	5th floor meeting...			device 5th floor meeting room phone device, all services are down.
/Subnetwork #2/Cent...	NMS_SOHO_PBX			device NMS_SOHO_PBX, all services are down.
/AddPac/Branch GX	IPNext 3000 Slave	172.17.113.41	Call Manager	interface 172.17.113.41 (172.17.113.41) device (IPNext 3000 Slave) service Call Manager 2009-4-10 11:37:12 failed.
/AddPac/Branch GX	IPNext 3000 Master	172.17.113.40	Call Manager	interface 172.17.113.40 (172.17.113.40) device (IPNext 3000 Master) service Call Manager 2009-4-10 11:37:12 failed.
/AddPac/Branch GX	00_IVR_server			device 00_IVR_server all services are down.
/AddPac/Branch AQ	NMS_IP_PBX_3...			device NMS_IP_PBX_31.13 all services down.
/AddPac/Branch AQ	NMS Camera 2	172.16.253.118		device (NMS Camera 2) interface 172.16.253.118 (172.16.253.118) not response or delete by administrator

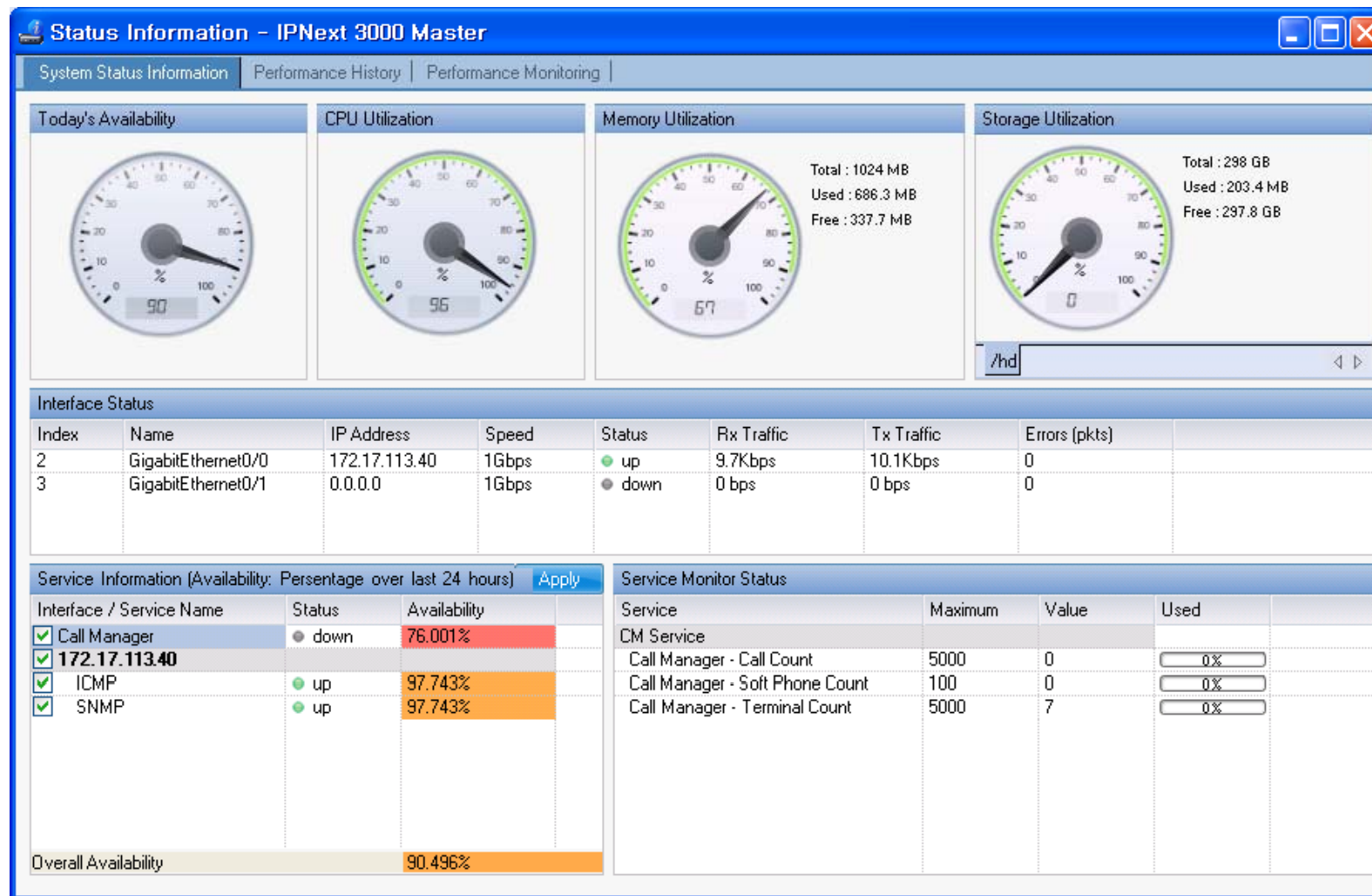
Your Outstanding Notices (18) All Outstanding Notices (18)

4/13/2009 11:46:45 AM 172.16.31.20:5101 admin Version 1.2.3384

# Device Status Information

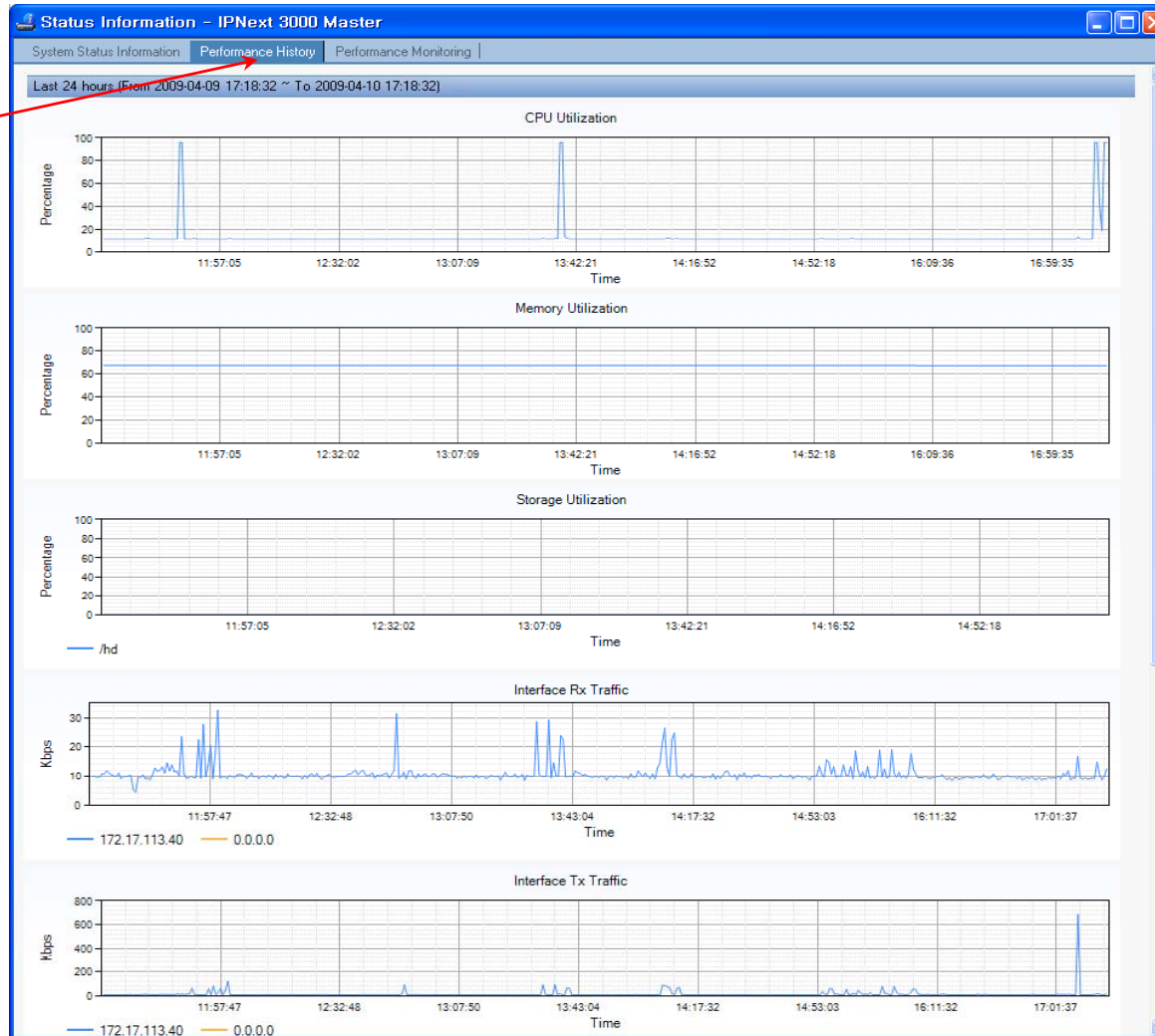
- System Performance Information (CPU, HDD, Memory,...)
- Provide device current service status (up/down)
- Provide device main status (max value vs current value)
- Display Graph Series with System Performance Information
- Monitor Main Status Flow with System Monitoring View

# Device Status Information

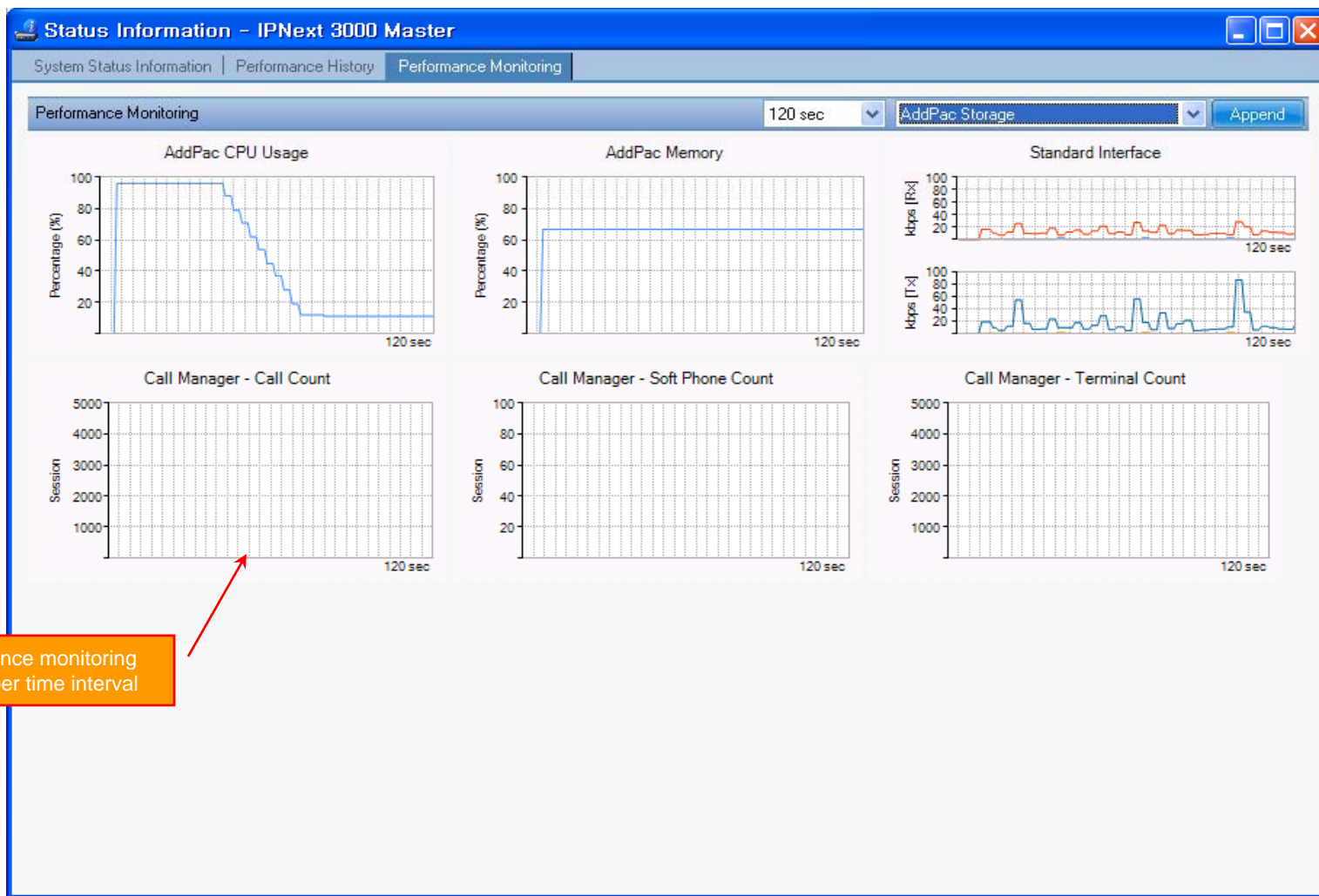


# Device Status Information

performance analysis graph for last 24 hours



# Device Status Information



performance monitoring with proper time interval

# Notification Management

- Notify administrator for important event such as critical device fault when proper action needs
- Provide several notification channel such as SMS, e-mail, alarm lamp
- Notification channel configuration for each event
- Manage notification with device category such as Server, Terminal, PC, etc
- Provide Alarm with audible (play sound), visible (alarm lamp) form

# Event Notification Management

The screenshot displays the Smart Network Management System (NMS) interface. The main window shows a tree view of devices on the left and a table of event notifications in the center. A dialog box titled 'Event Notification Properties' is open on the right, showing configuration details for a specific event notification.

**Event Notification Properties Dialog:**

- Notification Name: serviceUnresponsive
- Description: test
- Event: Node event: serviceUnresponsive
- Destination Path: default
- Notification Type: sms, alarmLamp, email
- Current Rule: IPADDR IPLIKE \*\*\*\*
- Apply Category: Desktop, Network Camera, Phone, Server, Switch
- Email Subject: Notice #noticeid% %service% service on %interfaceresolve% (%interface%)
- Text Message: The %service% poll to interface %interfaceresolve% (%interface%) on node %nodelabel% successfully completed a connection to the service listener on the remote machine. However, the synthetic transaction failed to complete within %iparam[timeout]% milliseconds, over %iparam[attempts]% attempts. This event will NOT impact service level agreements, but may be an indicator of other problems on that node.
- Special Values: Can be used in both the text message and email subject. %noticeid% = notification ID number, %time% = time sent, %severity% = event severity, %nodelabel% = may be IP address or empty, %interface% = IP address, may be empty, %service% = service name, may be empty, %eventid% = event ID, may be empty.
- Note: If the alert exceeds 80 bytes then the notification will be dispatched in two or more sms.
- Enable Notification:

**Callout Boxes:**

- apply notification policy with event-based filter** (example : notify me when network link of device is down through SMS, e-mail)
- specify category when each event occurs**
- describe notification message content for e-mail or SMS**

**Table of Event Notifications:**

Notification Name	Event	Destination Path	Description
serviceUnresponsive	Node event: serviceUnresponsive	NMS Admin	test
serviceResponsive	Node event: serviceResponsive	NMS Admin	
interfaceDown	Node event: interfaceDown	NMS Admin	
nodeDown	Node event: nodeDown	NMS Admin	
interfaceUp	Node event: interfaceUp	NMS Admin	
nodeUp	Node event: nodeUp	NMS Admin	
nodeLostService	Node event: nodeLostService	NMS Admin	
nodeRegainedService	Node event: nodeRegainedService	NMS Admin	
coldStart	SNMP Trap: SNMP Cold Start	NMS Admin	
warmStart	SNMP Trap: SNMP Warm Start	NMS Admin	
authenticationFailure	SNMP Trap: SNMP Authn Failure	NMS Admin	
serviceDeleted	Node event: serviceDeleted	NMS Admin	
nodeAdded	Node event: nodeAdded	NMS Admin	
nodeInfoChanged	Node event: nodeInfoChanged	NMS Admin	
interfaceDeleted	Node event: interfaceDeleted	NMS Admin	
High Threshold	highThresholdExceeded	NMS Admin	
Low Threshold	lowThresholdExceeded	NMS Admin	
Low Threshold Rearmed	lowThresholdRearmed	NMS Admin	
High Threshold Rearmed	highThresholdRearmed	NMS Admin	

**Your Outstanding Notices (18) Table:**

Ack	ID	Send Time	Site	Device Name	IP Address	Service	Message
<input type="checkbox"/>	9535	4/10/2009 9:26:04 PM	/AddPac/Branch GX	00_RBT_server			device 00_RBT_server is all services...
<input type="checkbox"/>	9527	4/10/2009 5:34:10 PM	/AddPac/HeadQuarter	5th floor meeting...			
<input type="checkbox"/>	9502	4/10/2009 3:34:29 PM	/Subnetwork #2/Cent.	NMS_SOHO_PBX			
<input type="checkbox"/>	9495	4/10/2009 11:37:12 AM	/AddPac/Branch GX	IPNext 3000 Slave	172.17.113.41	Call Manager	
<input type="checkbox"/>	9494	4/10/2009 11:37:12 AM	/AddPac/Branch GX	IPNext 3000 Master	172.17.113.40	Call Manager	
<input type="checkbox"/>	9418	4/9/2009 2:20:01 PM	/AddPac/Branch GX	00_IVR_server			
<input type="checkbox"/>	9396	4/9/2009 10:57:37 AM	/AddPac/Branch AQ	NMS_IP_PBX_3...			
<input type="checkbox"/>	9239	4/6/2009 7:49:20 PM	/AddPac/Branch AQ	NMS Camera 2	172.16.253.118		



# Event Notification Management

The screenshot shows the Smart NMS interface with the 'Destination Path Properties' dialog box open. The dialog is titled 'Destination Path Properties' and has a 'Destination Path Name' field set to 'default'. Below this, there is a table for 'Initial Target' with columns for 'Notification Type', 'Target', and 'Auto Notify'. The table contains three entries: 'alarmLamp' with target 'alarmLamp' and 'Auto Notify' set to 'on'; 'email' with target 'admin' and 'Auto Notify' set to 'on'; and 'sms' with target 'admin' and 'Auto Notify' set to 'on'. A red callout box with the text 'define notification channel such as e-mail, sms, or alarmLamp' points to the 'alarmLamp' entry. There are 'Add' and 'Delete' buttons below the table. At the bottom of the dialog are 'Help', 'OK', and 'Cancel' buttons.

**Current Outage Devices (13)**

Name	Service...	Availability
AddPac		
Branch AQ		
NMS Camera	6 of 12	50.000 %
NMS_IP_PBX...	3 of 3	0.000 %
Branch GX		
00_IVR_server	3 of 3	0.000 %
00_IVR_slave...	3 of 3	0.000 %
00_PS_server	3 of 3	0.000 %
00_PS_Slave...	2 of 3	33.333 %
00_RBT_server	3 of 3	0.000 %
IPNext 3000 ...	1 of 3	66.667 %
IPNext 3000 S...	1 of 3	66.667 %
UMS slave	3 of 3	0.000 %
HeadQuarter		
5th floor meeti...	1 of 1	0.000 %
UMS server(o...	3 of 3	0.000 %
Subnetwork #2		
Center		
NMS_SOHD_...	2 of 2	0.000 %

**Your Outstanding Notices (18)**

Ack	ID	Send Time	Site	Device Name	IP Address	Service	Message
<input type="checkbox"/>	9535	4/10/2009 9:26:04 PM	/AddPac/Branch GX	00_RBT_server			device 00_RBT_server's all services are down.
<input type="checkbox"/>	9527	4/10/2009 5:34:10 PM	/AddPac/HeadQuarter	5th floor meeting...			device 5th floor meeting room phone device, all services are down.
<input type="checkbox"/>	9502	4/10/2009 3:34:29 PM	/Subnetwork #2/Cent...	NMS_SOHD_PBX			device NMS_SOHD_PBX, all services are down
<input type="checkbox"/>	9495	4/10/2009 11:37:12 AM	/AddPac/Branch GX	IPNext 3000 Slave	172.17.113.41	Call Manager	interface 172.17.113.41 (172.17.113.41) device (IPNext 3000 Slave) service Call Manager 2009-4-10 11:37:12 failed.
<input type="checkbox"/>	9494	4/10/2009 11:37:12 AM	/AddPac/Branch GX	IPNext 3000 Master	172.17.113.40	Call Manager	interface 172.17.113.40 (172.17.113.40) device (IPNext 3000 Master) service Call Manager 2009-4-10 11:37:12 failed
<input type="checkbox"/>	9418	4/9/2009 2:20:01 PM	/AddPac/Branch GX	00_IVR_server			device 00_IVR_server all services are down.
<input type="checkbox"/>	9396	4/9/2009 10:57:37 AM	/AddPac/Branch AQ	NMS_IP_PBX_3			device NMS_IP_PBX_3 13 all services down
<input type="checkbox"/>	9239	4/6/2009 7:49:20 PM	/AddPac/Branch AQ	NMS Camera 2	172.16.253.118		device (NMS Camera 2) interface 172.16.253.118 (172.16.253.118) not response or delete by administrator

# Event Notification Management

The screenshot displays the Smart Network Management System (NMS) interface. The main window shows a tree view of network devices and their service availability. Two dialog boxes are open: 'Destination Path Properties' and 'Target Properties'. The 'Target Properties' dialog is the primary focus, showing the configuration for a notification target. The notification type is set to 'sms', and the target is 'alarmLamp'. The 'Send to select user' option is selected, and the user is set to 'Account Administrator'. A red arrow points to this dropdown menu. An orange callout box with white text is overlaid on the dialog, stating: "user account (administrator) setting for SMS, E-mail Notification or specify e-mail address or SMS phone number".

Notification Type	Target	Auto Notify
alarmLamp	alarmLamp	on
email	admin	on
sms	admin	on

Ack	ID	Send Time	Site	Device Name	IP Address	Message
<input type="checkbox"/>	9535	4/10/2009 9:26:04 PM	/AddPac/Branch GX	00_RBT_server		device 00_RBT_server's all services are down.
<input type="checkbox"/>	9527	4/10/2009 5:34:10 PM	/AddPac/HeadQuarter	5th floor meeti...		device 5th floor meeting room phone device, all services are down.
<input type="checkbox"/>	9502	4/10/2009 3:34:29 PM	/Subnetwork #2/Cent...	NMS_SOHO_PBX		device NMS_SOHO_PBX, all services are down
<input type="checkbox"/>	9495	4/10/2009 11:37:12 AM	/AddPac/Branch GX	IPNext 3000 Slave	172.17.113.41	interface 172.17.113.41 (172.17.113.41) device (IPNext 3000 Slave) service Call Manager 2009-4-10 11:37:12 failed
<input type="checkbox"/>	9494	4/10/2009 11:37:12 AM	/AddPac/Branch GX	IPNext 3000 Master	172.17.113.40	interface 172.17.113.40 (172.17.113.40) device (IPNext 3000 Master) service Call Manager 2009-4-10 11:37:12 failed
<input type="checkbox"/>	9418	4/9/2009 2:20:01 PM	/AddPac/Branch GX	00_IVR_server		device 00_IVR_server all services are down.
<input type="checkbox"/>	9396	4/9/2009 10:57:37 AM	/AddPac/Branch AQ	NMS_IP_PBX_3...		device NMS_IP_PBX_31.13 all services down.
<input type="checkbox"/>	9239	4/6/2009 7:49:20 PM	/AddPac/Branch AQ	NMS Camera 2	172.16.253.118	device (NMS Camera 2) interface 172.16.253.118 (172.16.253.118) not response or delete by administrator

# Configuration

Smart Network Management System - Windows Internet Explorer

http://172.16.31.20/smartnms.htm

Smart Network Management System

NMS Account Configuration Monitoring Notification Fault Statistics View Help

Current Outage Devices [13] Site

Name	Service...	Availability
AddPac		
Branch AQ		
NMS Camera	6 of 12	50.000 %
NMS_IP_PBX...	3 of 3	0.000 %
Branch GX		
00_IVR_server	3 of 3	0.000 %
00_IVR_slave...	3 of 3	0.000 %
00_FS_server	3 of 3	0.000 %
00_IPS_slave...	2 of 3	33.333 %
00_RBT_server	3 of 3	0.000 %
IPNext 3000 ...	1 of 3	66.667 %
IPNext 3000 S...	1 of 3	66.667 %
UMS slave	3 of 3	0.000 %
HeadQuarter		
5th floor meeti...	1 of 1	0.000 %
UMS serverfo...	3 of 3	0.000 %
Subnetwork #2		
Center		
NMS_SOHO_...	2 of 2	0.000 %

Configure Notification

External Notification Alarm Lamp

E-Mail SMS

Sender Email Address: nms@addpac.com

SMTP Server Host: 61.33.161.2

Authentication

Username: [ ]

Password: [ ]

Help Ok Cancel

global notification channel configuration

Your Outstanding Notices [18]

Ack	ID	Send Time	Site	Device Name	IP Address	Service	Message
<input type="checkbox"/>	9535	4/10/2009 9:26:04 PM	/AddPac/Branch GX	00_RBT_server			device 00_RBT_server's all services are down.
<input type="checkbox"/>	9527	4/10/2009 5:34:10 PM	/AddPac/HeadQuarter	5th floor meeting...			device 5th floor meeting room phone device, all services are down.
<input type="checkbox"/>	9502	4/10/2009 3:34:29 PM	/Subnetwork #2/Cent...	NMS_SOHD_PBX			device NMS_SOHD_PBX, all services are down
<input type="checkbox"/>	9495	4/10/2009 11:37:12 AM	/AddPac/Branch GX	IPNext 3000 Slave	172.17.113.41	Call Manager	interface 172.17.113.41 (172.17.113.41) device (IPNext 3000 Slave) service
<input type="checkbox"/>	9494	4/10/2009 11:37:12 AM	/AddPac/Branch GX	IPNext 3000 Master	172.17.113.40	Call Manager	interface 172.17.113.40 (172.17.113.40) device (IPNext 3000 Master) service Call Manager 2009-4-10 11:37:12 failed
<input type="checkbox"/>	9418	4/9/2009 2:20:01 PM	/AddPac/Branch GX	00_IVR_server			device 00_IVR_server all services are down
<input type="checkbox"/>	9396	4/9/2009 10:57:37 AM	/AddPac/Branch AQ	NMS_IP_PBX_3...			device NMS_IP_PBX_31.13 all services down.
<input type="checkbox"/>	9239	4/6/2009 7:49:20 PM	/AddPac/Branch AQ	NMS Camera 2	172.16.253.118		device (NMS_Camera 2) interface 172.16.253.118 (172.16.253.118) not response or delete by administrator

Your Outstanding Notices [18] All Outstanding Notices [18]

4/13/2009 11:26:16 AM 172.16.31.20:5101 admin Version 1.2.3384

# Audible & Visible Alarm

notify operator (or administrator)  
 1. Alarm lamp blink (on&off) (visible)  
 2. play alarm sound (audible)

can synchronize with alarm lamp equipment

Site	Type	Outages	Availability	Description
AddPac	Sub Netw...	32 / 12 / 32	52%	AddPac Technology C...
Seoul	Sub Netw...	2 / 1 / 2	33%	Seoul subnetwork

Category	Outages	Availability
Desktop	0 / 0 / 1	100%
Network Camera	6 / 1 / 2	57%
Phone	1 / 1 / 3	66%
Server	27 / 11 / 22	42%
Switch	0 / 0 / 0	100%
WiFi Gateway	0 / 0 / 6	100%

Overall Availability		34 / 13 / 34	27.690 %
Overall Categories Availability		34 / 13 / 34	49.470 %

Ack	ID	Send Time	Site	Device Name	IP Address	Service	Message
<input type="checkbox"/>	9535	4/10/2009 9:26:04 PM	/AddPac/Branch GX	00_RBT_server			device 00_RBT_server's all services are down.
<input type="checkbox"/>	9527	4/10/2009 5:34:10 PM	/AddPac/HeadQuater	5th floor meeting...			device 5th floor meeting room phone device, all services are down.
<input type="checkbox"/>	9502	4/10/2009 3:34:29 PM	/Subnetwork #2/Cont...	NMS_SDHO_PBX			device NMS_SDHO_PBX, all services are down
<input type="checkbox"/>	9495	4/10/2009 11:37:12 AM	/AddPac/Branch GX	IPNext 3000 Slave	172.17.113.41	Call Manager	interface 172.17.113.41 (172.17.113.41) device (IPNext 3000 Slave) service Call Manager 2009-4-10 11:37:12 failed.
<input type="checkbox"/>	9494	4/10/2009 11:37:12 AM	/AddPac/Branch GX	IPNext 3000 Master	172.17.113.40	Call Manager	interface 172.17.113.40 (172.17.113.40) device (IPNext 3000 Master) service Call Manager 2009-4-10 11:37:12 failed
<input type="checkbox"/>	9418	4/9/2009 2:20:01 PM	/AddPac/Branch GX	00_IVR_server			device 00_IVR_server all services are down.
<input type="checkbox"/>	9396	4/9/2009 10:57:37 AM	/AddPac/Branch AQ	NMS_IP_PBX_3...			device NMS_IP_PBX_31.13 all services down.
<input type="checkbox"/>	9239	4/6/2009 7:49:20 PM	/AddPac/Branch AQ	NMS Camera 2	172.16.253.118		device (NMS Camera 2) interface 172.16.253.118 (172.16.253.118) not response or deleted by administrator
<input type="checkbox"/>	9238	4/6/2009 7:49:20 PM	/AddPac/Branch AQ	NMS Camera 2	172.16.253.118	ICMP	device (NMS Camera 2) interface 172.16.253.118 (172.16.253.118) service ICMP not response or deleted by administrator
<input type="checkbox"/>	9237	4/6/2009 7:49:20 PM	/AddPac/Branch AQ	NMS Camera 2	172.16.253.118	SNMP	device (NMS Camera 2) interface 172.16.253.118 (172.16.253.118) service SNMP not response or deleted by administrator
<input type="checkbox"/>	9236	4/6/2009 7:41:25 PM	/AddPac/Branch AQ	NMS Camera 2	172.16.253.118	ICMP	device(NMS Camera 2) interface 172.16.253.118 (172.16.253.118) service ICMP not response or deleted by administrator
<input type="checkbox"/>	9235	4/6/2009 7:41:25 PM	/AddPac/Branch AQ	NMS Camera 2	172.16.253.118	SNMP	device(NMS Camera 2) interface 172.16.253.118 (172.16.253.118) service SNMP not response or deleted by administrator

# Fault Statistics

- analyze for a fault event with graph and detailed list data
- Report form generation and print out for statistics result

# Fault Statistics

The screenshot displays the Smart Network Management System (NMS) interface. The top navigation bar includes 'NMS', 'Account', 'Configuration', 'Monitoring', 'Notification', 'Fault', 'Statistics', 'View', and 'Help'. The main content area is divided into several sections:

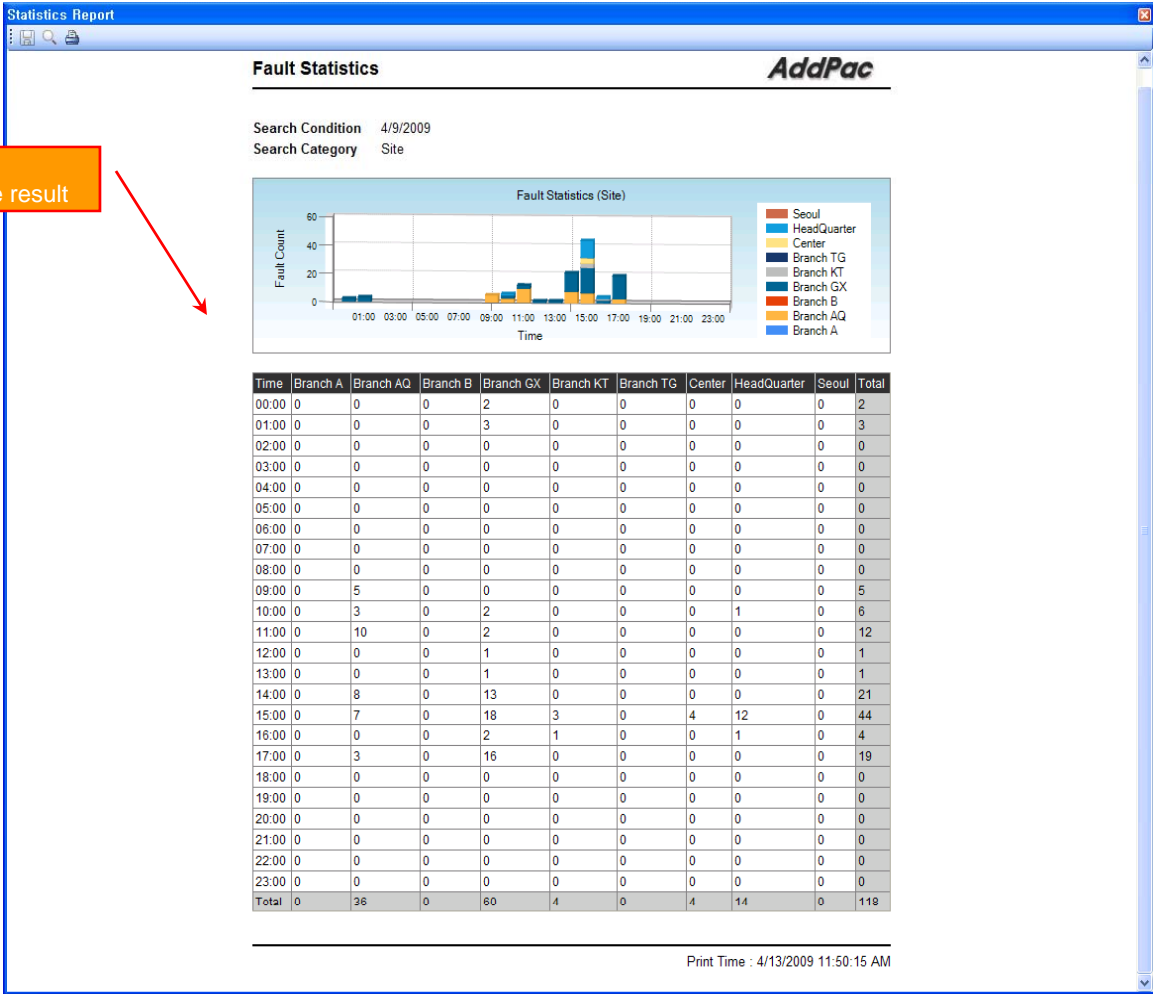
- Event Summary Table:** A table listing events with columns for Event Time, Outsta..., Ackno..., Not Clea..., Cleared, and In Pr. It shows data for dates from 2009-04-04 to 2009-04-13.
- Search Condition:** A section with dropdown menus for 'Hour' (set to 4/ 9/2009), 'Search Category' (set to Site), and 'Branch Category' (set to Branch A, Branch AQ, B).
- Fault Statistics (Site):** A bar chart showing the fault count over time (01:00 to 23:00) for various sites. The legend includes Seoul, HeadQuarter, Center, Branch TG, Branch KT, Branch GX, Branch B, Branch AQ, and Branch A.
- 4/9/2009 Data Table:** A detailed table showing fault counts for each hour of the day across different branches. The total fault count for the day is 118.
- Your Outstanding Notices (18):** A table listing notices with columns for Ack, ID, Send Time, Site, Device Name, IP Address, Service, and Message.

Two orange callout boxes provide additional information:

- display graph for fault statistics with various search condition:** Points to the 'Fault Statistics (Site)' bar chart.
- display detailed data for fault statistics:** Points to the '4/9/2009' data table.

# Fault Statistics – Report Generation

report generation for fault statistics and print out the result



# Model & Service Management

- Define new model with provided template image & properties
- Customize data collection with standard protocol such as TCP, SNMP



# Device Model Management

manage device model with various properties such as model image

model image repository for selection

Smart Network Management System - Windows Internet Explorer

http://172.16.31.20/smartnms.htm

Smart Network Management System

NMS Account Configuration Monitoring Notification Fault Statistics View Help

Network Management System Smart NMS

Site Event Summary Service Outages Event Notification Destination Paths Users View Current Outages View Outages View Events Fault Statistics Device Model

Name	Description
AddPac	AddPac Technology C...
Branch AQ	Branch AQ
Branch GX	Branch GX description
Branch KT	
HeadQuarter	Main HeadQuarter Cen...
Seoul	Seoul subnetwork
Seoul East Area	Seoul East Area
SongPaGu Area Ce...	SongPaGu Area Center
Subnetwork #2	Subnetwork #2
Branch TG	Yeoksam Area
SeoChoGu	seoul seocho district
Seoul West Area	Seoul West Area
Uangseo Area	Uangseo Area
Seoul	
MokDong Area	MokDong Area

Model Name	Category
AP-IP200	Phone
AP-IP300	Phone
AP-IPC	Network Camera
AP-IPC250M	Network Camera
AP-IVR1000	Server
AP-MC1000	Server
AP-MC3000	Server
AP-MC5000	Server
AP-NR2000	Server
AP-PS2000	Server
AP-RBT1000	Server
AP-RS2000	Server
AP-UMS1000	Server
AP-UMS2000	Server
AP-VC2000	Phone
AP-VP200	Phone
AP-VP300	Phone
AP-VP350	Phone
AP-VP500	Phone
IPNext1000	Server
IPNext1000	Server
IPNext180	Server
IPNext200	Server

Device Model Properties

General Service Availability System Monitoring Service Monitoring

Model Name: AP-IPC250M

Category: Network Camera

Management by SSCP:

SSCP Port: 5061 (1~65535)

Model Image:

Model Image Management

Ack	ID	Send Time	Site	Device Name	IP Address	Service	Message
<input type="checkbox"/>	9535	4/10/2009 9:26:04 PM	/AddPac/Branch GX	00_RBT_server			device 00_RBT_server's all services are down.
<input type="checkbox"/>	9527	4/10/2009 5:34:10 PM	/AddPac/HeadQuarter	5th_floor_meeting			device 5th_floor_meeting room phone device, all services are down
<input type="checkbox"/>	9502	4/10/2009 3:34:29 PM	/Subnetwork #2/Cent...	NMS_SOHD_PBX			device NMS_SOHD_PBX, all services are down
<input type="checkbox"/>	9495	4/10/2009 11:37:12 AM	/AddPac/Branch GX	IPNext 3000 Slave	172.17.113.41	Call Manager	interface 172.17.113.41 (172.17.113.41) device (IPNext 3000 Slave) interface 172.17.113.41 failed
<input type="checkbox"/>	9494	4/10/2009 11:37:12 AM	/AddPac/Branch GX	IPNext 3000 Master	172.17.113.40	Call Manager	interface 172.17.113.40 (172.17.113.40) device (IPNext 3000 Master) interface 172.17.113.40 failed
<input type="checkbox"/>	9418	4/9/2009 2:20:01 PM	/AddPac/Branch GX	00_IVR_server			device 00_IVR_server all services are down.
<input type="checkbox"/>	9396	4/9/2009 10:57:37 AM	/AddPac/Branch AQ	NMS_IP_PBX_3...			device NMS_IP_PBX_31.13 all services down.
<input type="checkbox"/>	9239	4/6/2009 7:49:20 PM	/AddPac/Branch AQ	NMS Camera 2	172.16.253.118		device (NMS Camera 2) interface 172.16.253.118 response or delete by administrator
<input type="checkbox"/>	9238	4/6/2009 7:49:20 PM	/AddPac/Branch AQ	NMS Camera 2	172.16.253.118	ICMP	device (NMS Camera 2) interface 172.16.253.118 response or delete by administrator
<input type="checkbox"/>	9237	4/6/2009 7:49:20 PM	/AddPac/Branch AQ	NMS Camera 2	172.16.253.118		device (NMS Camera 2) interface 172.16.253.118 response or delete by administrator
<input type="checkbox"/>	9236	4/6/2009 7:41:25 PM	/AddPac/Branch AQ	NMS Camera 2	172.16.253.118		device (NMS Camera 2) interface 172.16.253.118 response or delete by administrator

Your Outstanding Notices (18)

4/13/2009 1:42:39 PM 172.16.31.20:5101 admin Version 1,2,3384

# Service Definition

The screenshot displays the Smart Network Management System (NMS) interface. The main window shows a tree view of sites on the left and a list of services in the center. A red arrow points from an orange callout box to the 'Camera Operation Status' service in the list. Two 'Service Properties' dialog boxes are open, showing configuration details for this service.

**Service Properties (Top Dialog):**

- Service Name: Camera Operation Status
- Protocol: SNMP
- Port: 161
- Interval: 30000 (msec)
- Timeout: 3000 (msec)
- Retry: 3

**Service Properties (Bottom Dialog):**

- Service OID: 1.3.6.1.4.1.4895.7.51.1.3.0
- Service Condition:
  - Operator: =
  - Operand: 1

**Service List (Bottom Table):**

Site	Device Name	IP Address	Service	Message
/AddPac/Branch GX	00_RBT_server			device 00_RBT_serv
/AddPac/HeadQuarter	5th floor meeti...			device 5th floor meeti...
/Subnetwork #2/Cent...	NMS_SOHD_PBX			device NMS_SOHD...
/AddPac/Branch GX	IPNext 3000 Slave	172.17.113.41	Call Manager	interface 172.17.113.41
/AddPac/Branch GX	IPNext 3000 Master	172.17.113.40	Call Manager	interface 172.17.113.40
/AddPac/Branch GX	00_IVR_server			device 00_IVR_serv
/AddPac/Branch AQ	NMS_IP_PBX_3...			device NMS_IP_PBX_3...
/AddPac/Branch AQ	NMS Camera 2	172.16.253.118		device (NMS Camera response or delete by
/AddPac/Branch AQ	NMS Camera 2	172.16.253.118	ICMP	device (NMS Camera ICMP not response o
/AddPac/Branch AQ	NMS Camera 2	172.16.253.118	SNMP	device (NMS Camera SNMP not response
/AddPac/Branch AQ	NMS Camera 2	172.16.253.118	ICMP	device(NMS Camera ICMP not response o

define the service for data collection, current status with standard protocol such as TCP or SNMP



# Thank you!

**AddPac Technology Co., Ltd.**  
Sales and Marketing

Phone +82.2.568.3848 (KOREA)

FAX +82.2.568.3847 (KOREA)

E-mail : [sales@addpac.com](mailto:sales@addpac.com)