

# Smart Web Manager for GSM SOHO Gateway Series



**AddPac**

**AddPac Technology**

2010, Sales and Marketing

[www.addpac.com](http://www.addpac.com)

# Contents

- Main Page Layout
- System Configuration
  - Network Setup, Language, NAT, PPTP, NTP
- Basic Configuration
  - Protocol, SIP Server , FXS Extension, GSM Extension
  - DTMF/CODEC, VoIP Dial Plan, GSM Dial Plan, Static Routing, Hot Line
- Advanced Configuration
  - Gain/CID, GSM PINs, FAX, Service, Filtering, Security
  - GSM Web Callback, GSM Callback
- Miscellaneous Configuration
  - Call Status, System Status, Alarm Status, GSM Status
  - Call Log, System Log, Ping
- LCR(Least Cost Routing)
  - Black & White List, Time Interval, Tariff Group, LCR Test
- SMS
  - Inbox, SMS New Message

# Main Page Layout

**Main Menu**  
For easy system setup, provide the various menu and category

**Tool Bar**  
Provide frequently used tools like as System Update, Configuration Backup, Initialization, Restart, Telnet

**Information**  
Display the current system version and status summary

**Workspace**  
Workspace for detailed action

**Description**  
Display the help message if you move mouse over main menu

**System Information**

H/W Version	2.0
SW Version	8.00d
MAC Address	0002.a400.0000
VoIP Protocol	SIP
Voice Interface Module	G(2)S(2)
Registration Status	Registered
Supported Codec List	
Network Information	Static 172.16.9.16
WAN LINK Status	100Mbps FULL Duplex Link UP
LAN LINK Status	Link Down
Current Time	Fri Jan 1 01:49:57 2010
System Startup Time	Fri Jan 1 00:00:00 2010
	0 days 01:49:57
	0

**System**

- Network Setup
- Language
- NAT
- PPTP
- NTP

**Basic**

- Protocol
- Server SIP
- SIP Registration
- FXS Extension
- GSM Extension
- DTMF/CODEC
- VoIP Dial Plan
- GSM Dial Plan
- Static Route
- Hot Line

**Advanced**

- Gain & CID
- GSM PINs
- Fax
- Service
- Filtering
- Security
- SNMP
- WEB Callback
- GSM Callback

**Information**

AddPac Technology  
Model : GS1002\_G2  
H/W Version : 2.0  
S/W Version : 8.00d  
Smart Web Version : 0.4  
Smart Web Build : Mar 24 2010  
Voice Interface  
G(2)S(2)  
Protocol : SIP  
Status : Registered  
CurrentCalls: 0 Call  
Network : Static 172.16.9.16  
Mac Address: 0002.a400.0000  
Unread Message:  
P0:0(0)  
P0:1(0)

**Description**

# System – Network Setup

The screenshot shows the 'Network Setup' page in the Smart Web Manager interface. The page is divided into several sections, each with a radio button for selection:

- Static IP:** Selected. Fields include Hostname (GS1002), IP Address (172.16.9.16), Network Mask (255.255.0.0), Default Router (172.16.1.1), and DNS Server (Primary and Secondary).
- PPPoE(ADSL):** Unselected. Fields include Username and Password.
- DHCP:** Unselected.
- VLAN:** Unselected. Field includes ID (0).
- WAN Link Control:** Selected. Options include Auto (selected), Manual, Speed (100, 10), and Duplex (full, half).
- MAC(Hardware) Address:** Unselected. Field includes a 6-digit hexadecimal address.

On the right side, there is an 'Information' panel and a 'Description' panel. The 'Information' panel shows system details like Model (GS1002\_G2) and Network (Static 172.16.9.16). The 'Description' panel provides a detailed explanation of the WAN Link Control settings.

Yellow callout boxes on the left provide detailed explanations for each configuration option:

- Host Name:** Create a representative name for the site to be installed.
- Static IP:** This is static IP mode. Specify the addressed IP from the service provider.
- PPPoE:** This is ADSL mode. This mode is used for addressing IP though authentication from the modem. At this time, the modem must be configured in a way that the device can be authenticated.
- DHCP:** This is dynamic IP mode which is set at default. The IP can be addressed from the external DHCP server.
- VLAN:** Configure VLAN mode and ID.
- WAN Link:** Controls and recognizes WAN port. Specify the connection speed of WAN port. connection automatically.
- MAC:** Change MAC address of WAN interface. Without address entry, use the basic MAC Address.

An additional yellow callout box on the right points to the 'Unread Message' section in the Information panel, which shows 'Unread Message: P0:0(0) P0:1(0)'. A description below it states: 'This command sets up WAN port. The static IP address is to be as provi... assign... DHCP address of the device can be changed. MAC Address change can be used only when necessary. It is recommended to use the address created by the user not the address of the device'.

# System - Language

**Smart Web Manager**  
www.addpac.com

**System**

- Network Setup
- NTP

**Basic**

- Protocol
- Server SIP
- SIP Registration
- FXS Extension
- GSM Extension
- DTMF/CODEC
- VoIP Dial Plan
- GSM Dial Plan
- Static Route
- Hot Line

**Advanced**

- Gain & CID
- GSM PINs

### Configure Language

한국어

English

Apply

**Information**

AddPac Technology  
Model : GS1002\_G2  
HW Version : 2.0  
SW Version : 8.00d  
Smart Web Version : 0.4  
Smart Web Build : Mar 24 2010  
Voice Interface  
G(2)S(2)  
Protocol : SIP  
Status : Registered  
CurrentCalls: 0 Call  
Network : Static 172.16.9.16  
Mac Address: 0002.a400.0000  
Unread Message:  
P0:0(0)  
P0:1(0)

**Description**

Choose the basic language to be applied. English is set at default.

**Configure Language**  
English, Korea

# System - NAT

**Smart Web Manager**  
www.addpac.com

**System**

- Network Setup
- Language
- NAT**
- PPTP
- NTP

**Basic**

- DTMF/CODEC
- VoIP Dial Plan
- GSM Dial Plan
- Static Route
- Hot Line

**Advanced**

- Gain & CID
- GSM PINs
- Fax
- Service
- Filtering
- Security

### NAT Static Table

IP Protocol	Global Port	Local Address	Local Port	Control
tcp	<input type="text"/>	<input type="text"/>	<input type="text"/>	<input type="button" value="Add"/>

**Information**

AddPac Technology  
Model : GS1002\_G2  
H/W Version : 2.0  
S/W Version : 8.00d  
Smart Web Version : 0.4  
Smart Web Build : Mar 24 2010  
Voice Interface  
G(2)S(2)  
Protocol : SIP  
Status : Unregistered  
CurrentCalls: 0 Call  
Network : Static 172.16.9.16  
Mac Address: 0002.a400.0000  
Unread Message:  
P0:0(0)  
P0:1(0)

**Description**

When many PCs are connected to LAN, create a table for delivering TCP/UDP port to PC.

**NAT Static Table**  
When many PCs are connected to LAN, create a table for delivering TCP/UDP port to PC

# System - PPTP

The screenshot shows the 'Smart Web Manager' interface for configuring PPTP. The main content area is titled 'Tunneling' and contains three sections: 'Mode', 'Source & Destination', and 'Service'. Three yellow callout boxes provide additional context:

- Tunneling Mode:** Configure Tunneling mode. This points to the 'Mode' section where 'None(Disable Tunneling, default)' is selected.
- Tunneling source & destination:** Source LAN port & destination IP. This points to the 'Source' dropdown (FastEthernet0/0) and the 'Destination' text input field.
- Tunneling Service:** Service mode. This points to the 'Service' section where 'Voice and Data Use Tunnel Interface (default)' is selected.

The 'Information' sidebar on the right provides system details:

- AddPac Technology
- Model : GS1002\_G2
- H/W Version : 2.0
- S/W Version : 8.00d
- Smart Web Version : 0.4
- Smart Web Build : Mar 24 2010
- Voice Interface: G(2)S(2)
- Protocol : SIP
- Status : Unregistered
- CurrentCalls : 0 Call
- Network : Static 172.16.9.16
- Mac Address : 0002.a400.0000
- Unread Message: P0:0(0), P0:1(0)

# System - NTP

**Smart Web Manager**  
www.addpac.com

**System**

- Network Setup
- Language
- NAT
- PPTP
- **NTP**

**Basic**

- Protocol
- Server SIP
- SIP Registration
- FXS Extension
- GSM Extension
- DTMF/CODEC
- VoIP Dial Plan
- GSM Dial Plan
- Static Route

**NTP**

Enable  Disable

Primary Server  (Domain Name or IP Address)

Secondary Server  (Domain Name or IP Address)

Interval  (1~72 hours)

Hours Offset  :  (-23~23 hours) : (0~60 minute)

**Information**

AddPac Technology  
Model : GS1002\_G2  
H/W Version : 2.0  
S/W Version : 8.00d  
Smart Web Version : 0.4  
Smart Web Build : Mar 24 2010  
Voice Interface  
G(2)S(2)  
Protocol : SIP  
Status : Unregistered  
CurrentCalls: 0 Call  
Network : Static 172.16.9.16  
Mac Address: 0002.a400.0000  
Unread Message:  
P0:0(0)  
P0:1(0)

**Description**

**NTP**  
Configure NTP server (s) & Options



# Basic - Protocol

**Smart Web Manager**  
www.addpac.com

**System**

- Network Setup
- Language
- NAT
- PPTP
- NTP

**Basic**

- **Protocol**
- Server SIP
- SIP Registration
- FXS Extension
- GSM Extension
- DTMF/CODEC
- VoIP Dial Plan
- GSM Dial Plan
- Static Route
- Hot Line

**Advanced**

- Gain & CID
- GSM PINs
- Fax
- Service
- Filtering
- Security
- SNMP
- WEB Callback
- GSM Callback

**Miscellaneous**

- Call Status
- System Status
- Alarm Status
- GSM Status
- Call Log
- System Log
- Ping
- BTS Selection
- GSM BTS Info

**Protocol**

SIP(Session Initiation Protocol)

Apply

**Configure VoIP signaling protocol SIP , H.323 (optional)**

**Information**

AddPac Technology  
Model : GS1002\_G2  
H/W Version : 2.0  
S/W Version : 8.00d  
Smart Web Version : 0.4  
Smart Web Build : Mar 24 2010  
Voice Interface  
G(2)S(2)  
Protocol : SIP  
Status : Unregistered  
CurrentCalls: 0 Call  
Network : Static 172.16.9.16  
Mac Address: 0002.a400.0000  
Unread Message:  
P0:0(0)  
P0:1(0)

**Description**

Configure the settings of the protocol to be used for VoIP communication

# Basic – SIP Server

**Smart Web Manager**  
www.addpac.com

## SIP (Session Initiation Protocol)

**Use SIP Server**  Yes  No

**Primary SIP Server**   Server address (IP or Domain Name) and Port (default 5060)

**Secondary SIP Server**   Server address (IP or Domain Name) and Port (default 5060)

**Local Domain name**  (SIP userpart of authentication)

**SIP Signaling Port**  (default 5060, between 1 to 65535)

**Register Expiration**  (in seconds, default 60, between 10 to 86400)

**Session Re-Fresh**  INVITE  UPDATE

**Session Expire Time**  (in seconds, default 1800, between 30 to 86400, 0 = disable)

Apply

**Information**

AddPac Technology  
Model : GS1002\_G2  
H/W Version : 2.0  
S/W Version : 8.00d  
Smart Web Version : 0.4  
Smart Web Build : Mar 24 2010  
Voice Interface  
G(2)S(2)  
Protocol : SIP  
Status : Unregistered  
CurrentCalls : 0 Call  
Network : Static 172.16.9.16  
Mac Address : 0002.a400.0000  
Unread Message:  
P0:0(0)  
P0:1(0)

**Description**

Configure the settings for SIP.  
Contact your service provider  
for the settings

**SIP Server**  
Primary & Secondary server,  
Local domain name,  
SIP Signaling Port ( **reboot necessary** )  
Timer  
\* register expire  
\* session refresh  
\* session expire

# Basic – FXS Extension

**Smart Web Manager**  
www.addpac.com

**System**

- Network Setup
- Language
- NAT
- PPTP
- NTP

**Basic**

- Protocol
- Server SIP
- SIP Registration
- **FXS Extension**
- GSM Extension

**Advanced**

- Gain & CID
- GSM PINs
- Fax
- Service
- Filtering
- Security
- SNMP
- WEB Callback
- GSM Callback

**Miscellaneous**

- Call Status
- System Status
- Alarm Status
- GSM Status
- Call Log
- System Log
- Ping
- BTS Selection
- GSM BTS Info

**FXS Extension**

**Port Information**

Port	P0	P1	P2	P3
SLOT0	GSM	GSM	FXS	FXS

**FXS Extension Configuration**

Index	Port	Numbers	Preference	HuntStop	Select
0	0/2	1234	0	0	<input type="checkbox"/>

**Information**

AddPac Technology  
Model : GS1002\_G2  
H/W Version : 2.0  
S/W Version : 8.00d  
Smart Web Version : 0.4  
Smart Web Build : Mar 24 2010  
Voice Interface  
G(2)S(2)  
Protocol : SIP  
Status : Unregistered  
CurrentCalls: 0 Call  
Network : Static 172.16.9.16  
Mac Address: 0002.a400.0000  
Unread Message:  
P0:0(0)  
P0:1(0)

**Description**

Set up for using FXS port to extension number (forwarding No)

**Port Information**  
voice port type & physical port

**FXS Extension**  
Configure phone-number for using inter-office Preference ( 0 : highest )

# Basic – GSM Extension

**Smart Web Manager**  
www.addpac.com

**System**

- Network Setup
- Language
- NAT
- PPTP

**System**

- Server SIP
- SIP Registration
- FXS Extension
- GSM Extension**

**Advanced**

- Gain & CID
- GSM PINs
- Fax
- Service
- Filtering
- Security
- SNMP
- WEB Callback
- GSM Callback

**Miscellaneous**

- Call Status
- System Status
- Alarm Status
- GSM Status
- Call Log
- System Log
- Ping
- BTS Selection
- GSM BTS Info

**GSM Extension**

**Port Information**

Port	P0	P1	P2	P3
SLOT0	GSM	GSM	FXS	FXS

**GSM Extension Configuration**

Index	Port	Numbers	Preference	HuntStop	Select
0	0/0	T	0	X	<input type="checkbox"/>

**GSM Extension with Translation**

Port	Destination Pattern	Digits to Insert	Number of Digits to Delete
P0:0	33	8	1
P0:1			0

**Information**

AddPac Technology  
Model : GS1002\_G2  
H/W Version : 2.0  
S/W Version : 8.00d  
Smart Web Version : 0.4  
Smart Web Build : Mar 24 2010  
Voice Interface  
G(2)S(2)  
Protocol : SIP  
Status : Unregistered  
CurrentCalls : 0 Call  
Network : Static 172.16.9.16  
Mac Address : 0002.a400.0000  
Unread Message:  
P0:0(0)  
P0:1(0)

**Description**

Set up for using GSM port to extension number (forwarding No)

**Port Information**  
voice port type & physical port

**GSM Extension**  
Configure GSM phone-number for receiving a call (usually 'T' is used for each port)

**GSM Extension with Translation**  
Used to GSM callback  
- The Received CID is not real serving number.  
- The specified translation rule is applied.

# Basic – DTMF/CODEC

**CODEC**  
Configure voice codec preference  
( g711a, g711u, g729, g7231, g726)

**DTMF**  
Configure DTMF relay method  
( in-band, RFC2833, out-of-band, CISCO type out-of-band)

**Smart Web Manager**  
www.addpac.com

**System**

- Network Setup
- Language

**Basic**

- Protocol
- Server SIP
- SIP Registration
- FXS Extension
- GSM Extension
- DTMF/CODEC**
- VoIP Dial Plan
- GSM Dial Plan
- Static Route
- Hot Line

**Advanced**

- Gain & CID
- GSM PINs
- Fax
- Service
- Filtering
- Security
- SNMP
- WEB Callback
- GSM Callback

**Miscellaneous**

- Call Status
- System Status
- Alarm Status
- GSM Status
- Call Log
- System Log
- Ping
- BTS Selection
- GSM BTS Info

**DTMF/CODEC**

Voice CODEC

Preference 1	None
Preference 2	None
Preference 3	None
Preference 4	None
Preference 5	None
Preference 6	None

DTMF Relay mode

- DTMF relay by In-band voice
- DTMF relay by RTP payload defined by RFC 2833
- DTMF relay by Out-of-band signal
- DTMF relay by Cisco out-of-band signal

Apply

**Information**

AddPac Technology  
Model : GS1002\_G2  
H/W Version : 2.0  
S/W Version : 8.00d  
Smart Web Version : 0.4  
Smart Web Build : Mar 24 2010  
Voice Interface  
G(2)S(2)  
Protocol : SIP  
Status : Unregistered  
CurrentCalls: 0 Call  
Network : Static 172.16.9.16  
Mac Address: 0002.a400.0000  
Unread Message:  
P0:0(0)  
P0:1(0)

**Description**

Configure the settings for GSM Dial Plan and Prefix table

# Basic – VoIP Dial Plan

## VoIP PLAN

Configure translation rule for VOIP Peer.  
 - first, 'Number of Digits to Delete' option is applied.

- second, 'Digits to Insert' option is applied.

(ex) Origin called Number = 123456  
 Number of Digits to Delete = 2  
 Digits to Insert = "88"

-----  
 result = 883456

**System**

- Network Setup
- Language
- NAT
- PPTP
- NTP

**Miscellaneous**

- Gain & CID
- GSM PINs
- Fax
- Service
- Filtering
- Security
- SNMP
- WEB Callback
- GSM Callback
- Call Status
- System Status
- Alarm Status
- GSM Status
- Call Log
- System Log
- Ping
- BTS Selection
- GSM BTS Info

**VoIP Dial Plan / Prefix**

**Plan Table**

Index	Digits to Insert	Number of Digits to Delete	Digit Pattern	Control
0	2	0	T	<input type="checkbox"/>

**Prefix Table**

Index	Prefix	PlanIndex	Control
0	T	2	<input type="checkbox"/>

**Information**

AddPac Technology  
 Model : GS1002\_G2  
 H/W Version : 2.0  
 S/W Version : 8.00d  
 Smart Web Version : 0.4  
 Smart Web Build : Mar 24 2010  
 Voice Interface  
 G(2)S(2)  
 Protocol : SIP  
 Status : Unregistered  
 CurrentCalls: 0 Call  
 Network : Static 172.16.9.16  
 Mac Address: 0002.a400.0000  
 Unread Message:  
 P0:0(0)  
 P0:1(0)

**Description**

Configure the settings for the outbound call of main/remote and incoming E1 and routing

## Prefix Table

Configure VoIP Peer with translation rule.  
 ( Serviced by SIP SERVER)

# Basic – GSM Dial Plan

**Smart Web Manager**  
www.addpac.com

**System**

- Network Setup
- Language
- NAT
- PPTP
- NTP

**Port Information**  
voice port type & physical port

Port	P0	P1	P2	P3
SLOT0	GSM	GSM	FXS	FXS

**Plan Table**

Index	Digits to Insert	Number of Digits to Delete	Digit Pattern	Control
0	1	1	2T	<input type="checkbox"/>

**Prefix Table**

Index	Prefix	2nd Prefix	PlanIndex	Slot/Port	Control
0	33	2T	0	0/0	<input type="checkbox"/>

**Information**

AddPac Technology  
Model : GS1002\_G2  
HW Version : 2.0  
SW Version : 8.00d  
Smart Web Version : 0.4  
Smart Web Build : Mar 24 2010  
Voice Interface  
G(2)S(2)  
Protocol : SIP  
Status : Unregistered  
CurrentCalls : 0 Call  
Network : Static 172.16.9.16  
Mac Address : 0002.a400.0000  
Unread Message:  
P0:0(0)  
P0:1(0)

**Description**

Hot Line Setup

**VoIP PLAN**  
Configure translation rule for GSM Peer.  
- first, 'Number of Digits to Delete' option is applied.  
- second, 'Digits to Insert' option is applied.  
  
(ex) Origin called Number = 123456  
Number of Digits to Delete = 2  
Digits to Insert = "88"  
-----  
result = 883456

**Prefix Table**  
Configure GSM Peer with translation rule.

**Miscellaneous**

- WEB Callback
- GSM Callback
- Call Status
- System Status
- Alarm Status
- GSM Status
- Call Log
- System Log
- Ping
- BTS Selection
- GSM BTS Info

# Basic – Static Route

**Smart Web Manager**  
www.addpac.com

**System**

- Network Setup
- Language
- NAT
- PPTP
- NTP

**Basic**

- Protocol
- Server SIP
- SIP Registration
- FXS Extension
- GSM Extension
- DTMF/CODEC
- VoIP Dial Plan
- GSM Dial Plan
- **Static Route**
- Hot Line

**Advanced**

- Gain & CID
- GSM PINs
- Fax
- Service
- Filtering
- Security
- SNMP
- WEB Callback
- GSM Callback

**Miscellaneous**

- Call Status
- System Status
- Alarm Status
- GSM Status
- Call Log
- System Log
- Ping
- BTS Selection
- GSM RTS Info

### Static Route

Set Remote Site Call(5-digit number is set to begin \*2->\*2...)

No	Remote Site IP	Prefix	Insert Digit	Delete Digit	Name of Remote Site	Answer Addr	Control
0	172.16.1.1	2...	172.16.9.16	0	Factory	T	<input type="checkbox"/>
*	<input type="text"/>	<input type="text"/>	<input type="text"/>	<input type="text"/>	<input type="text"/>	<input type="text"/>	<input type="checkbox"/>

**Information**

AddPac Technology  
Model : GS1002\_G2  
H/W Version : 2.0  
S/W Version : 8.00d  
Smart Web Version : 0.4  
Smart Web Build : Mar 24 2010  
Voice Interface  
G(2)S(2)  
Protocol : SIP  
Status : Unregistered  
CurrentCalls : 0 Call  
Network : Static 172.16.9.16  
Mac Address : 0002.a400.0000  
Unread Message:  
P0:0(0)  
P0:1(0)

**Description**

**Static Route**  
Configure Static VoIP Peer for using Inter-Office .  
( Already, I know IP & phone-number )



# Basic – Hot Line

**Smart Web Manager**  
www.addpac.com

**Hot Line**

Hot Line Configuration

Port	Hot Line Number	Digit Input Timeout <0~10 sec>
S0P0(G)	<input type="text"/>	n.a.
S0P1(G)	<input type="text"/>	n.a.
S0P2(S)	8888	5
S0P3(S)	<input type="text"/>	<input type="text"/>

Apply

**Hot Line**  
- Used as baby-call(Connection PLAR)  
- Timer ( FXS port only : No Digit event is occurred for configured timer value, Auto-Dialing will be started )

**Information**  
AddPac Technology  
Model : GS1002\_G2  
H/W Version : 2.0  
S/W Version : 8.00d  
Smart Web Version : 0.4  
Smart Web Build : Mar 24 2010  
Voice Interface  
G(2)S(2)  
Protocol : SIP  
Status : Unregistered  
CurrentCalls: 0 Call  
Network : Static 172.16.9.16  
Mac Address: 0002.a400.0000  
Unread Message:  
P0:0(0)  
P0:1(0)

**Description**

# Advanced – Gain & CID

**Smart Web Manager**  
www.addpac.com

**System**

- Network Setup
- Language
- NAT
- PPTP
- NTP

**Basic**

- Protocol
- Server SIP
- SIP Registration
- FXS Extension
- GSM Extension
- DTMF/CODEC
- VoIP Dial Plan
- GSM Dial Plan
- Static Route
- Hot Line

**Advanced**

- Gain & CID**
- GSM PINs
- Fax
- Service
- Filtering
- Security
- SNMP
- WEB Callback
- GSM Callback

**Miscellaneous**

- Call Status
- System Status
- Alarm Status
- GSM Status
- Call Log
- System Log
- Ping
- BTS Selection
- GSM RTS Info

**Gain**

Port	Port Type	InputGain	OutputGain	Caller ID
P0:0	GSM	0	0	<input checked="" type="checkbox"/>
P0:1	GSM	0	0	<input checked="" type="checkbox"/>
P0:2	FXS	0	0	<input checked="" type="checkbox"/>
P0:3	FXS	0	0	<input checked="" type="checkbox"/>

Apply

**Information**

AddPac Technology  
Model : GS1002\_G2  
H/W Version : 2.0  
S/W Version : 8.00d  
Smart Web Version : 0.4  
Smart Web Build : Mar 24 2010  
Voice Interface  
G(2)S(2)  
Protocol : SIP  
Status : Unregistered  
CurrentCalls: 0 Call  
Network : Static 172.16.9.16  
Mac Address: 0002.a400.0000  
Unread Message:  
P0:0(0)  
P0:1(0)

**Description**

Adjust the input voice volume from FXS/FXO/E1/E&M to DSP and the output volume from DSP to the phone or PSTN line;

**Gain & CID**  
Configure Input-gain, output-gain and caller-ID.

# Advanced – GSM PINs

**Smart Web Manager**  
www.addpac.com

**GSM PINs**

PINs ⓘ

Port	PIN for SIM card
P0:0	<input type="text"/>
P0:1	<input type="text"/>

**GSM PIN**  
Configure GSM PIN(Personal Identification Number)

**Information**

AddPac Technology  
Model : GS1002\_G2  
H/W Version : 2.0  
S/W Version : 8.00d  
Smart Web Version : 0.4  
Smart Web Build : Mar 24 2010  
Voice Interface  
G(2)S(2)  
Protocol : SIP  
Status : Unregistered  
CurrentCalls: 0 Call  
Network : Static 172.16.9.16  
Mac Address: 0002.a400.0000  
Unread Message:  
P0:0(0)  
P0:1(0)

**Description**

Configure GSM PINs

# Advanced - Fax

**Smart Web Manager**  
www.addpac.com

**System**

- Network Setup
- Language
- NAT
- PPTP
- NTP

**Basic**

- Protocol
- Server SIP
- SIP Registration
- FXS Extension
- GSM Extension
- DTMF/CODEC
- VoIP Dial Plan
- GSM Dial Plan
- Static Route
- Hot Line

**Advanced**

- Gain & CID
- GSM PINs
- Fax**
- Service
- Filtering
- Security
- SNMP
- WEB Callback
- GSM Callback

**Miscellaneous**

- Call Status
- System Status
- Alarm Status
- GSM Status
- Call Log
- System Log
- Ping
- BTS Selection
- GSM BTS Info

**Fax**

**Fax Mode**  T.38  Inband T.38  Bypass

**Fax Rate**  Disable  2400  4800  7200  9600  12000  14400

Apply

**FAX**  
Configure fax mode & rate (VoIP Lines)

**Information**

AddPac Technology  
Model : GS1002\_G2  
H/W Version : 2.0  
S/W Version : 8.00d  
Smart Web Version : 0.4  
Smart Web Build : Mar 24 2010  
Voice Interface  
G(2)S(2)  
Protocol : SIP  
Status : Unregistered  
CurrentCalls: 0 Call  
Network : Static 172.16.9.16  
Mac Address: 0002.a400.0000  
Unread Message:  
P0:0(0)  
P0:1(0)

**Description**

Enable or disable T.38/Inband T.38, which is fax internet protocol and specify Baudrate



# Advanced - Filtering

**Smart Web Manager**  
www.addpac.com

**System**

- Network Setup
- Language
- NAT
- PPTP
- NTP

**Basic**

- Protocol
- Server SIP
- SIP Registration
- FXS Extension
- GSM Extension
- DTMF/CODEC
- VoIP Dial Plan
- GSM Dial Plan
- Static Route
- Hot Line

**Advanced**

- Gain & CID
- GSM PINs
- Fax
- Service
- **Filtering**
- Security
- SNMP
- WEB Callback
- GSM Callback

**Miscellaneous**

- Call Status
- System Status
- Alarm Status
- GSM Status
- Call Log
- System Log
- Ping
- BTS Selection
- GSM BTS Info

**Filter**

**FTP Filter**

Network Addr	Network Mask	Control
<input type="text"/>	<input type="text"/>	<input type="button" value="Add"/>

**HTTP Filter**

Network Addr	Network Mask	Control
<input type="text"/>	<input type="text"/>	<input type="button" value="Add"/>

**Telnet Filter**

Network Addr	Network Mask	Control
<input type="text"/>	<input type="text"/>	<input type="button" value="Add"/>

**Information**

AddPac Technology  
Model : GS1002\_G2  
HW Version : 2.0  
SW Version : 8.00d  
Smart Web Version : 0.4  
Smart Web Build : Mar 24 2010  
Voice Interface  
G(2)S(2)  
Protocol : SIP  
Status : Unregistered  
CurrentCalls : 0 Call  
Network : Static 172.16.9.16  
Mac Address : 0002.a400.0000  
Unread Message:  
P0:0(0)  
P0:1(0)

**Description**

For FTP, HTTP, Telnet, set up one IP or IP band for allowing access

**Filter**  
Configure application service filter with IP & Subnet mask.

# Advanced - Security

**Smart Web Manager**  
www.addpac.com

**System**

- Network Setup
- Language
- NAT
- PPTP
- NTP

**Basic**

- Protocol
- Server SIP
- SIP Registration
- FXS Extension
- GSM Extension
- DTMF/CODEC
- VoIP Dial Plan
- GSM Dial Plan
- Static Route
- Hot Line

**Advanced**

- Gain & CID
- GSM PINs
- Fax
- Service
- Filtering
- **Security**
- SNMP
- WEB Callback
- GSM Callback

**Miscellaneous**

- Call Status
- System Status
- Alarm Status
- GSM Status
- Call Log
- System Log
- Ping
- BTS Selection
- GSM BTS Info

**Security**

IP Filtering  Enable  Disable

WarDialing Filtering  Enable  Disable

Allow Digit Length(IP to PSTN) Min  Max

SIP Shutdown  Enable  Disable

Apply

**Information**

AddPac Technology  
Model : GS1002\_G2  
HW Version : 2.0  
SW Version : 8.00d  
Smart Web Version : 0.4  
Smart Web Build : Mar 24 2010  
Voice Interface  
G(2)S(2)  
Protocol : SIP  
Status : Unregistered  
CurrentCalls: 0 Call  
Network : Static 172.16.9.16  
Mac Address: 0002.a400.0000  
Unread Message:  
P0:0(0)  
P0:1(0)

**Description**

Configure the settings for IP authentication and protocol and incoming number

**Security**

- IP Filtering : Allowing only the inbound call which is registered to Call-Routing of the server by static IP.
- WarDialing : Allowing only the inbound call with the number registered to Inter-Office and phone-number.
- Digit Length : Allowing only the inbound call with the number registered to Inter-Office and phone-number
- SIP : SIP signaling packets are filtered.

# Advanced – GSM Web Callback

**Smart Web Manager**  
www.addpac.com

**System**

- Network Setup
- Language
- NAT
- PPTP
- NTP

**Basic**

- GSM Extension
- DTMF/CODEC
- VoIP Dial Plan
- GSM Dial Plan
- Static Route
- Hot Line

**Calling Number Whitelist**

index	DialPattern	Control
0	01023234444	<input type="checkbox"/>

0 [input type="text" value=""] [Delete] [Add]

**WEB Callback**

Destination Numbers: [8888] Source Numbers: [9999] [Apply]

**Call Fail**

**Information**

AddPac Technology  
Model : GS1002\_G2  
H/W Version : 2.0  
S/W Version : 8.00d  
Smart Web Version : 0.4  
Smart Web Build : Mar 24 2010  
Voice Interface  
G(2)S(2)  
Protocol : SIP  
Status : Unregistered  
CurrentCalls : 0 Call  
Network : Static 172.16.9.16  
Mac Address : 0002.a400.0000  
Unread Message:  
P0:0(0)  
P0:1(0)

**Description**

Execute GSM call service function and Configure call service whitelist

**Calling Number White List**  
The employee working at the out of office are usually registered.

**WEB Callback**  
The employee working at the out of office can use web call agent.

**Status Viewer**  
Display real-time call status.



# Advanced – GSM Callback

**GSM Callback**  
 The employee working at the out of office can use this function.

- The Call received from GSM network is automatically disconnected.
- GSM gateway calls to the calling number.

**Calling Number White List**  
 The employee working at the out of office are usually registered.

**GSM Callback**

Calling Number Whitelist

Group	Index	DialPattern	Control
3	0	123T	<input type="checkbox"/>

Callback

GSM Port	My Number	WhiteList Group
P0:0		3
P0:1		N.A.

**Callback**  
 The white list group is adapted to specific GSM port

**Information**

AddPac Technology  
 Model : GS1002\_G2  
 HW Version : 2.0  
 SW Version : 8.00d  
 Smart Web Version : 0.4  
 Smart Web Build : Mar 24 2010

Voice Interface  
 G(2)S(2)  
 Protocol : SIP  
 Status : Unregistered  
 CurrentCalls : 0 Call  
 Network : Static 172.16.9.16  
 Mac Address : 0002.a400.0000  
 Unread Message:  
 P0:0(0)  
 P0:1(0)

**Description**

Execute GSM callback function and Configure callback whitelist

# Miscellaneous – Call Status

**Smart Web Manager**  
www.addpac.com

**System**

- Network Setup
- Language
- NAT
- DTMF/CODEC
- VoIP Dial Plan
- GSM Dial Plan
- Static Route
- Hot Line

**Miscellaneous**

- Call Status
- System Status
- Alarm Status
- GSM Status
- Call Log
- System Log
- Ping
- BTS Selection
- GSM BTS Info

**Call Status**

**Port Status (Analog)**

Slot	Port	Port Group			
		0()	1()	2()	3()
SLOT 0	Status	I	I	I	I
	Select	<input type="checkbox"/>	<input type="checkbox"/>	<input type="checkbox"/>	<input type="checkbox"/>

Unblock Block

Connection State : (Connected) (Disconnected || Blocked)  
Call State : (Idle) (Ring || Dial) (Called) (Calling) (Blocked)

**Call Status**

Port	Direction	Established Time	Calling Number	Called Number	CODEC	Src/Dest. IP

**Information**

AddPac Technology  
Model : GS1002\_G2  
H/W Version : 2.0  
S/W Version : 8.00d  
Smart Web Version : 0.4  
Smart Web Build : Mar 24 2010  
Voice Interface  
G(2)S(2)  
Protocol : SIP  
Status : Unregistered  
CurrentCalls : 0 Call  
Network : Static 172.16.9.16  
Mac Address : 0002.a400.0000  
Unread Message:  
P0:0(0)  
P0:1(0)

**Description**

Verify port status and retrieve the present call information

**Analog Port**  
Real-time display about analog port status (occupation, call status). Provide a specific port blocking function

**Active Call Status**  
Real-time display about current active call status (calling party addr, called party addr. Codec, etc)

# Miscellaneous – System Status

**System Status**

- voice port status & information
- SIP-UA status & information
- gateway status & information
- system utilization information

Smart Web Manager  
www.addpac.com

**System**

- Network Setup
- Language
- NAT
- PPTP
- NTP

**System Status**

**Voice Port**

Port	LineType	Status	InGain	OutGain	TieType	TieDigits	CallNum	Tcalled	Tcalling
0/ 0	GSM	Idle	0	0	none		-1	-1	-1
0/ 1	GSM	Idle	0	0	none		-1	-1	-1
0/ 2	FXS	Idle	0	0	hot-line	8888	-1	-1	-1
0/ 3	FXS	Idle	0	0	none		-1	-1	-1

**SIP-UA**

Proxyserver Registration Information  
proxyserver registration option = e164  
Proxyserver list :

Server address	Port	Priority	Domain	Status (LastFailReason)
172.17.116.215	5060	128	any	Failed(Rx:OtherMsg)

Proxy Server registration status :

E.164	UserName	Password	Port	Status
1005	1005	NONE	0/ 2	Registered
33	33	NONE	0/ 0	Failed

SIP UA Timer counters  
retry counter = 10

SIP UA Timer values  
 tretry (sip retry timer) = 500 msec.  
 tinterval (sip retry max interval timer) = 4 sec.  
 treg (sip register timer) = 60 sec.  
 tregtry (sip register retry timer) = 20 sec.  
 texpires (sip invite expire timer) = 180 sec.  
 tsipping (sip ping timer) = 45 sec.

SIP UA Session Timer value  
 Min-SE = 1800 sec.  
 Session-Expires = 1800 sec.

SIP DNS SRV Query : Disable  
 SIP Call Transfer Mode : Basic  
 SIP Media Channel Start Mode : Default  
 SIP Reliable Provisional Response Option : Supported with value <100rel>  
 SIP Response Option : default  
 SIP Local Domain : NULL  
 SIP Special Char : NULL  
 SIP Routing Method of Incoming Call : Default  
 SIP Remote-Party-ID : Disabled

**Information**

AddPac Technology  
 Model : GS1002\_G2  
 H/W Version : 2.0  
 S/W Version : 8.00d  
 Smart Web Version : 0.4  
 Smart Web Build : Mar 24 2010

Voice Interface  
 G(2)S(2)  
 Protocol : SIP  
 Status : Unregistered  
 CurrentCalls: 0 Call  
 Network : Static 172.16.9.16  
 Mac Address: 0002.a400.0000  
 Unread Message:  
 P0:0(0)  
 P0:1(0)

**Description**

Verify the present port information, Server Register status, CPU and Memory usage

**Advanced**

- VoIP Dial Plan
- GSM Dial Plan
- Static Route
- Hot Line

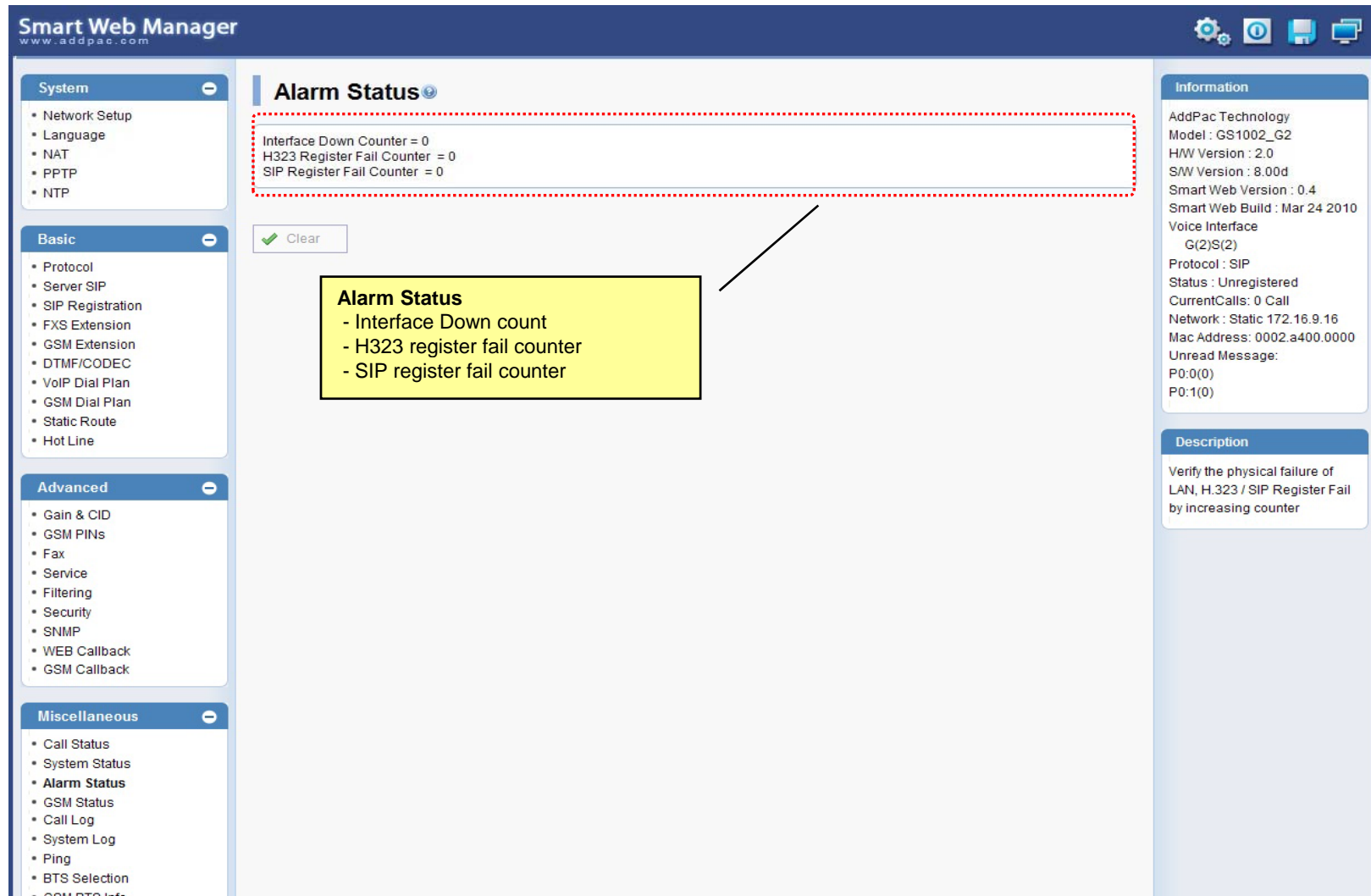
**Miscellaneous**

- Gain & CID
- GSM PINs
- Fax
- Service
- Filtering
- Security
- SNMP
- WEB Callback
- GSM Callback

**Call Status**

- System Status
- Alarm Status
- GSM Status
- Call Log
- System Log
- Ping
- BTS Selection
- GSM BTS Info

# Miscellaneous – Alarm Status



The screenshot shows the 'Smart Web Manager' interface with the 'Alarm Status' page selected. The left sidebar contains a navigation menu with categories: System, Basic, Advanced, and Miscellaneous. The 'Alarm Status' page displays a red dashed box around the following text:

Interface Down Counter = 0  
H323 Register Fail Counter = 0  
SIP Register Fail Counter = 0

Below this text is a 'Clear' button with a green checkmark icon. A yellow callout box points to the red dashed box and contains the following text:

**Alarm Status**  
- Interface Down count  
- H323 register fail counter  
- SIP register fail counter

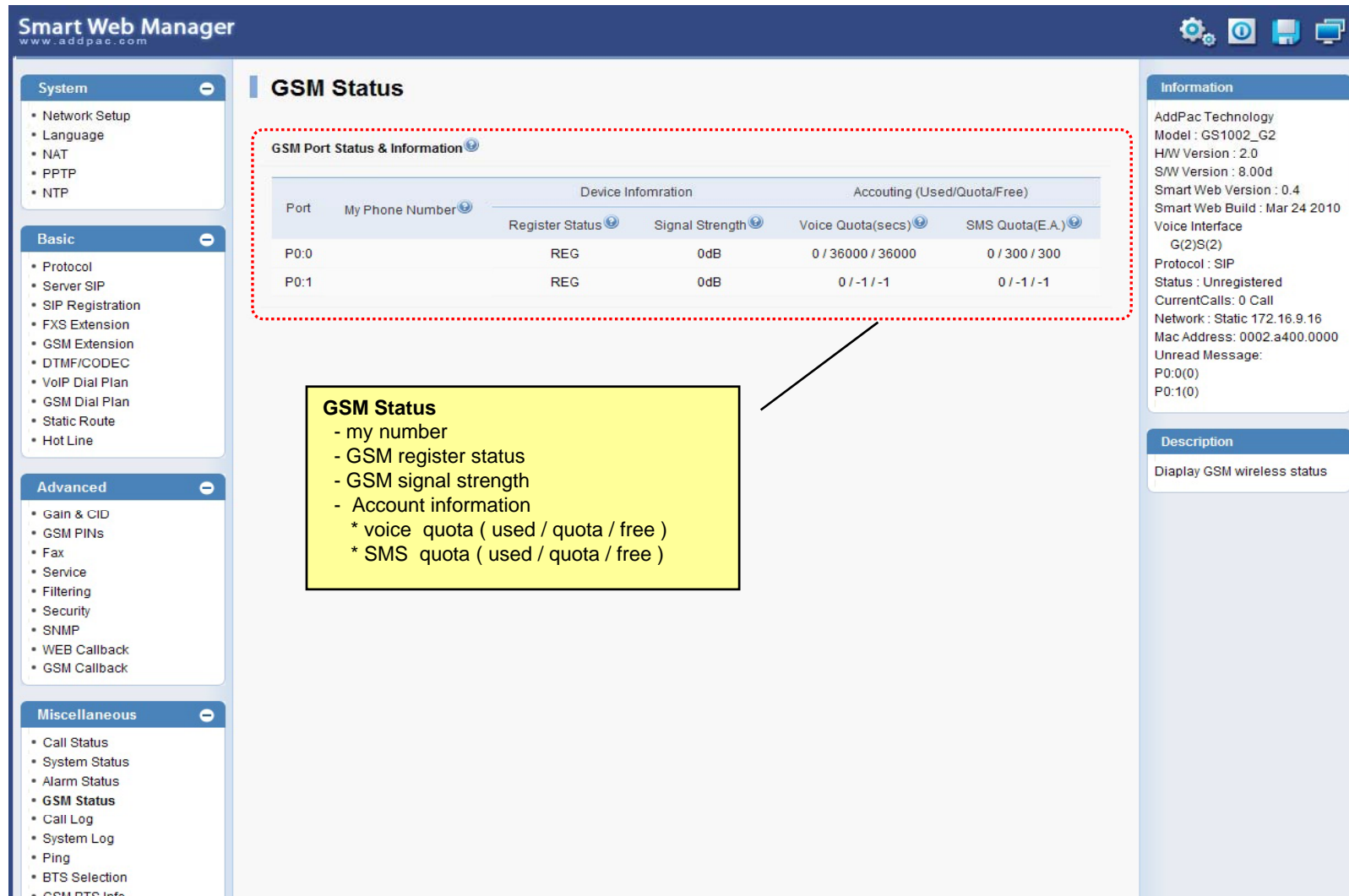
The right sidebar contains an 'Information' section with the following details:

AddPac Technology  
Model : GS1002\_G2  
HW Version : 2.0  
SW Version : 8.00d  
Smart Web Version : 0.4  
Smart Web Build : Mar 24 2010  
Voice Interface  
G(2)S(2)  
Protocol : SIP  
Status : Unregistered  
CurrentCalls: 0 Call  
Network : Static 172.16.9.16  
Mac Address: 0002.a400.0000  
Unread Message:  
P0:0(0)  
P0:1(0)

Below the information is a 'Description' section with the following text:

Verify the physical failure of LAN, H.323 / SIP Register Fail by increasing counter

# Miscellaneous – GSM Status



The screenshot shows the Smart Web Manager interface with the GSM Status page selected. The left sidebar contains navigation menus for System, Basic, Advanced, and Miscellaneous. The main content area displays the GSM Status page, which includes a table of GSM Port Status & Information. A red dashed box highlights this table, and a yellow box with a black border provides a legend for the table's columns. The right sidebar contains information and description panels.

**Smart Web Manager**  
www.addpac.com

**GSM Status**

**GSM Port Status & Information**

Port	My Phone Number	Device Information		Accounting (Used/Quota/Free)	
		Register Status	Signal Strength	Voice Quota(secs)	SMS Quota(E.A.)
P0:0		REG	0dB	0 / 36000 / 36000	0 / 300 / 300
P0:1		REG	0dB	0 / -1 / -1	0 / -1 / -1

**GSM Status**

- my number
- GSM register status
- GSM signal strength
- Account information
  - \* voice quota ( used / quota / free )
  - \* SMS quota ( used / quota / free )

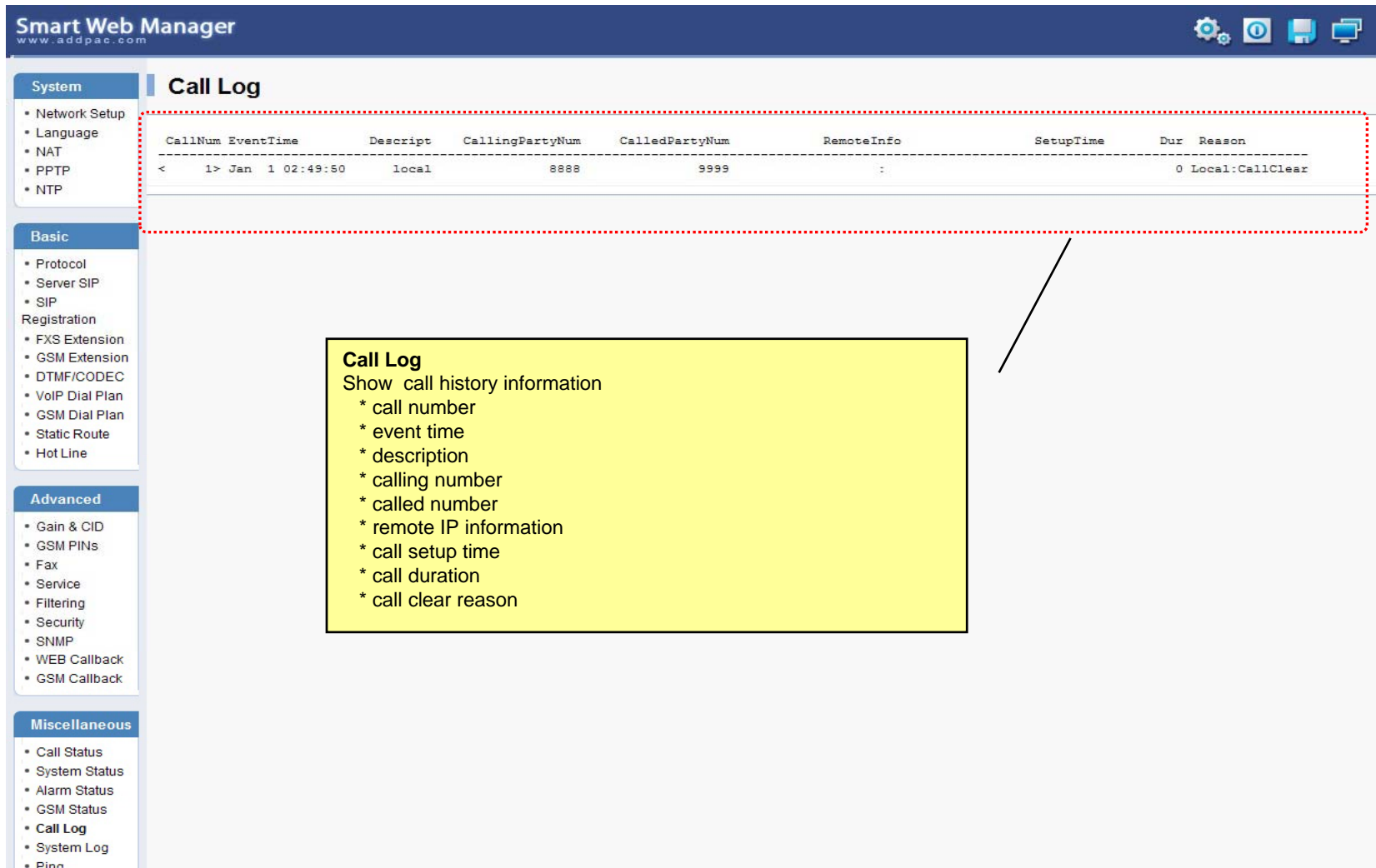
**Information**

AddPac Technology  
Model : GS1002\_G2  
H/W Version : 2.0  
S/W Version : 8.00d  
Smart Web Version : 0.4  
Smart Web Build : Mar 24 2010  
Voice Interface  
G(2)S(2)  
Protocol : SIP  
Status : Unregistered  
CurrentCalls: 0 Call  
Network : Static 172.16.9.16  
Mac Address: 0002.a400.0000  
Unread Message:  
P0:0(0)  
P0:1(0)

**Description**

Diaplay GSM wireless status

# Miscellaneous – Call Log



The screenshot shows the 'Smart Web Manager' interface with the 'Call Log' section active. The interface includes a left sidebar with navigation menus for System, Basic, Advanced, and Miscellaneous. The main content area displays a table of call log entries. A red dashed box highlights the table header and the first data row. A yellow callout box provides a list of fields shown in the table.

CallNum	EventTime	Descript	CallingPartyNum	CalledPartyNum	RemoteInfo	SetupTime	Dur	Reason
< 1>	Jan 1 02:49:50	local	8888	9999	:		0	Local:CallClear

**Call Log**  
Show call history information

- \* call number
- \* event time
- \* description
- \* calling number
- \* called number
- \* remote IP information
- \* call setup time
- \* call duration
- \* call clear reason

# Miscellaneous – System Log

**Smart Web Manager**  
www.addpac.com

**System**

- Network Setup
- Language
- NAT
- PPTP
- NTP

**Basic**

- Protocol
- Server SIP
- SIP Registration
- FXS Extension
- GSM Extension
- DTMF/CODEC
- VoIP Dial Plan
- GSM Dial Plan
- Static Route
- Hot Line

**Advanced**

- Gain & CID
- GSM PINs
- Fax
- Service
- Filtering
- Security
- SNMP
- WEB Callback
- GSM Callback

**Miscellaneous**

- Call Status
- System Status
- Alarm Status
- GSM Status
- Call Log
- **System Log**
- Ping
- BTS Selection
- GSM BTS Info

**System Log**

command logging buffers (messages logged)  
-----  
event logging buffers (messages logged)  
-----

**System Log**  
- command log  
- system alarm log ( ex : interface down)

**Information**

AddPac Technology  
Model : GS1002\_G2  
HW Version : 2.0  
SW Version : 8.00d  
Smart Web Version : 0.4  
Smart Web Build : Mar 24 2010  
Voice Interface  
G(2)S(2)  
Protocol : SIP  
Status : Unregistered  
CurrentCalls: 0 Call  
Network : Static 172.16.9.16  
Mac Address: 0002.a400.0000  
Unread Message:  
P0:0(0)  
P0:1(0)

**Description**

Retrieve the system log

# Miscellaneous - Ping

**Smart Web Manager**  
www.addpac.com

**System**

- Network Setup
- Language
- NAT

**Advanced**

- Protocol
- Server SIP
- SIP Registration
- FXS Extension
- GSM Extension
- DTMF/CODEC
- VoIP Dial Plan
- GSM Dial Plan
- Static Route
- Hot Line

**Miscellaneous**

- Call Status
- System Status
- [Alarm Status](#)
- GSM Status
- Call Log
- System Log
- **Ping**
- BTS Selection
- GSM BTS Info

**Ping**

Host address  Start

**Information**

AddPac Technology  
Model : GS1002\_G2  
H/W Version : 2.0  
S/W Version : 8.00d  
Smart Web Version : 0.4  
Smart Web Build : Mar 24 2010  
Voice Interface  
G(2)S(2)  
Protocol : SIP  
Status : Unregistered  
CurrentCalls: 0 Call  
Network : Static 172.16.9.16  
Mac Address: 0002.a400.0000  
Unread Message:  
P0:0(0)  
P0:1(0)

**Description**

Verify the physical failure of LAN, H.323 / SIP Register Fail by increasing counter

**PING**  
You can diagnose network status by PING.

**PING**  
Show real time ping status.



# LCR – Black & White List

**Smart Web Manager**  
www.addpac.com

**GSM LCR / Black List & White List**

**BlackList**

Index	DialPattern	Control
0	888T	<input type="checkbox"/>

0 [v] [ ] [Delete] [Add]

**WhiteList**

Index	DialPattern	Control
0	2...	<input type="checkbox"/>

0 [v] [ ] [Delete] [Apply]

**Information**

AddPac Technology  
Model : GS1002\_G2  
HW Version : 2.0  
SW Version : 8.00d  
Smart Web Version : 0.4  
Smart Web Build : Mar 24 2010  
Voice Interface  
G(2)S(2)  
Protocol : SIP  
Status : Unregistered  
CurrentCalls : 0 Call  
Network : Static 172.16.9.16  
Mac Address : 0002.a400.0000  
Unread Message:  
P0:0(0)  
P0:1(0)

**Description**

Configure black & white list

**LCR Black & White List**  
Black List : The patterns are disallowed GSM outbound call.  
White List : The patterns are allowed GSM outbound call.

# LCR – Time Interval

The screenshot displays the Smart Web Manager interface for configuring GSM LCR / Time Interval Groups. The main content area is titled "GSM LCR / Time Interval Group" and contains a "TimeInterval" section. This section features a table with the following data:

Group	Days	StartTime(hh:mm)	EndTime(hh:mm)	Control
0	Weekdays	00:00	23:59	<input type="checkbox"/>

Below the table, there are input fields for adding a new group: "0" for the group ID, "weekend" for the days, and "0 0" for both start and end times. There are also "Delete" and "Add" buttons.

A yellow callout box points to the table with the text: "Time Interval GSM outbound call is restricted by Time Interval".

The interface includes a left sidebar with navigation menus for System, Basic, Advanced, and Miscellaneous. The right sidebar contains "Information" and "Description" panels. The "Information" panel lists system details such as AddPac Technology, Model: GS1002\_G2, and Smart Web Version: 0.4. The "Description" panel contains the text: "Configure time interval group".

# LCR – Tariff Group

**Smart Web Manager**  
www.addpac.com

**GSM LCR / Tariff Group**

**System**

- Network Setup
- Language
- NAT
- PPTP
- NTP

**Basic**

- Protocol
- Server SIP
- SIP Registration
- FXS Extension
- GSM Extension

**Advanced**

- Security
- SNMP
- BTS Selection
- GSM BTS Info

**Information**

AddPac Technology  
Model : GS1002\_G2  
H/W Version : 2.0  
S/W Version : 8.00d  
Smart Web Version : 0.4  
Smart Web Build : Mar 24 2010  
Voice Interface  
G(2)S(2)  
Protocol : SIP  
Status : Unregistered  
CurrentCalls : 0 Call  
Network : Static 172.16.9.16  
Mac Address : 0002.a400.0000  
Unread Message:  
P0:0(0)  
P0:1(0)

**Description**

Configure tariff group

**Tariff Group**

Group	Time Group	Restore Call Limit		Accounting Period		Free Quota		Control
Type	RestoreDay	First(sec)	Others(sec)	Voice(min)	SMS(E.A.)			
0	0	monthly	15	30	10	600	300	<input type="checkbox"/>
0	0	daily	1					<input type="checkbox"/>

**TariffPort**

Port	TariffGroup
P0:0	0
P0:1	N.A.
P0:2	N.A.
P0:3	N.A.

**Time Interval Group**  
Time interval Group is adapted to this tariff group.

**Restore call limit**  
Quota restore time

**Accounting Period**  
Used to voice call.  
(ex)  
- configured as First (30 seconds ) Others(10 seconds )  
  
first connect -- 30 seconds are accounted.  
after 30 seconds -- 10 seconds are additionally accounted.  
after 10 seconds – 10 seconds are additionally accounted.  
and so on.

**Tariff Group**  
Tariff group is adapted to specific GSM port.

**Free quota**  
Free quota information.  
Current Usage information is supported at GSM Status.

# LCR – LCR Test

**Smart Web Manager**  
www.addpac.com

**System**

- Network Setup
- Language
- NAT
- PPTP
- NTP

**LCR Test**

Caller:

Called Number:

```

< 1> LCR : =====
< 2> LCR : == GSM LCR(Least Cost Route) Simulator Start ==
< 3> LCR : =====
< 4> LCR : -- src digits : 8888(GSM) -> dst digits : 9999(GSM)
< 5> LCR : -- MatchAllProcess After Sorted
< 6> LCR : <0> id(3048) dest(T) prefer(0) selected(0)
< 7> LCR : -- Trying : <0> id(3048) dest(T)
< 8> LCR : -- Error: Outbound White Group(id:1) UnMatched
< 9> LCR : -----
< 10> LCR : -- Result : Fail
< 11> LCR : =====
< 12> LCR : == GSM LCR(Least Cost Route) Simulator End ==
< 13> LCR : =====
    
```

**Information**

AddPac Technology  
Model : GS1002\_G2  
H/W Version : 2.0  
S/W Version : 8.00d  
Smart Web Version : 0.4  
Smart Web Build : Mar 24 2010  
Voice Interface  
G(2)S(2)  
Protocol : SIP  
Status : Unregistered  
CurrentCalls : 0 Call  
Network : Static 172.16.9.16  
Mac Address : 0002.a400.0000  
Unread Message:  
P0:0(0)  
P0:1(0)

**Description**

LCR Test

**LCR Test**  
LCR simulator

**LCR Test**  
Show real time simulation status.

**Advanced**

- Gain & CID
- GSM PIN

# SMS – Inbox

**Smart Web Manager**  
www.addpac.com

**GSM SMS / InBox**

number of messages are 0 P0:0 OK

Index	Sender	Received	Message	Select
-------	--------	----------	---------	--------

< > Delete

**GSM SMS / In Box**

- total message
- unread messages (Blue color)
- received time
- content

**Information**

AddPac Technology  
Model : GS1002\_G2  
HW Version : 2.0  
SW Version : 8.00d  
Smart Web Version : 0.4  
Smart Web Build : Mar 24 2010  
Voice Interface  
G(2)S(2)  
Protocol : SIP  
Status : Unregistered  
CurrentCalls : 0 Call  
Network : Static 172.16.9.16  
Mac Address : 0002.a400.0000  
Unread Message:  
P0:0(0)  
P0:1(0)

**Description**

# SMS – SMS New Message

The screenshot shows the 'Smart Web Manager' interface for sending a new SMS message. The main content area is titled 'GSM SMS / New Message' and contains a form with the following fields:

- Phone Number:
- Message:
- Port:

A red dashed box highlights the form fields. Below the form is a 'Send' button. A yellow callout box with a black border contains the text: 'New Message send a new message to the other GSM mobile phone.' An arrow points from this callout box to the form area.

The left sidebar contains a navigation menu with the following categories:

- System
  - Network Setup
  - Language
  - NAT
  - PPTP
  - NTP
- Basic
  - Protocol
  - Server SIP
  - SIP Registration
  - FXS Extension
  - GSM Extension
  - DTMF/CODEC
  - VoIP Dial Plan
  - GSM Dial Plan
  - Static Route
  - Hot Line
- Advanced
  - Gain & CID
  - GSM PINs
  - Fax
  - Service
  - Filtering
  - Security
  - SNMP
  - WEB Callback
  - GSM Callback
- Miscellaneous
  - Call Status
  - System Status
  - Alarm Status
  - GSM Status
  - Call Log
  - System Log
  - Ping
  - BTS Selection
  - GSM BTS Info

The right sidebar contains an 'Information' section with the following details:

- AddPac Technology
- Model: GS1002\_G2
- HW Version: 2.0
- SW Version: 8.00d
- Smart Web Version: 0.4
- Smart Web Build: Mar 24 2010
- Voice Interface
  - G(2)S(2)
- Protocol: SIP
- Status: Unregistered
- CurrentCalls: 0 Call
- Network: Static 172.16.9.16
- Mac Address: 0002.a400.0000
- Unread Message:
  - P0:0(0)
  - P0:1(0)

Below the information section is a 'Description' section with a text area.

# GSM Gateway Series

# Thank you!

**AddPac Technology Co., Ltd.**  
Sales and Marketing

Phone +82.2.568.3848 (KOREA)

FAX +82.2.568.3847 (KOREA)

E-mail [sales@addpac.com](mailto:sales@addpac.com)