

# Multi-Port GSM Gateway Series

## QoS Service Overview



**AddPac**

**AddPac Technology**

2011, Sales and Marketing

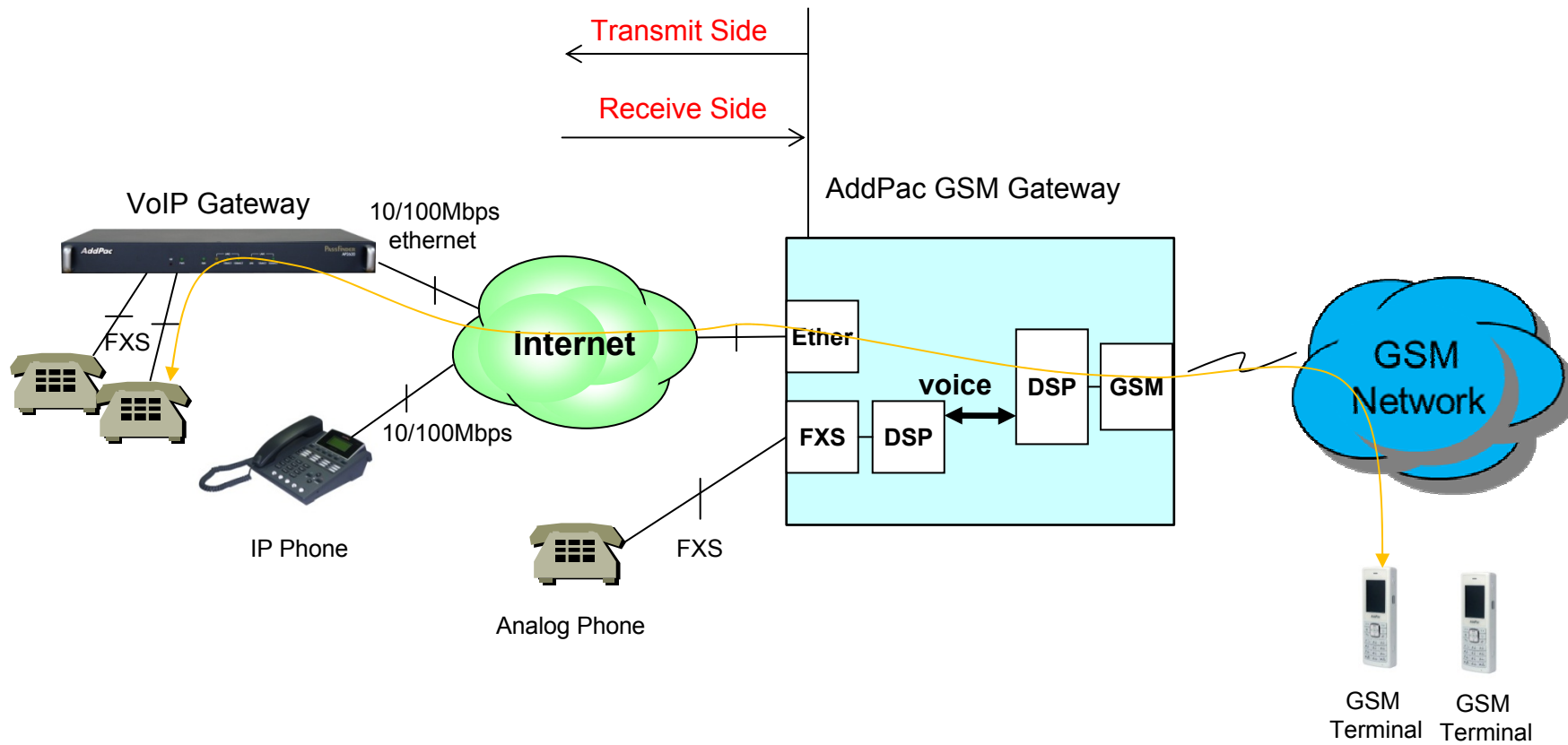
[www.addpac.com](http://www.addpac.com)

# Contents

- Network Diagram
- Advanced QoS Features
- Packet Transmit Diagram (before, after QoS mode)
- Command Line Example for QoS Mode



# Network Diagram



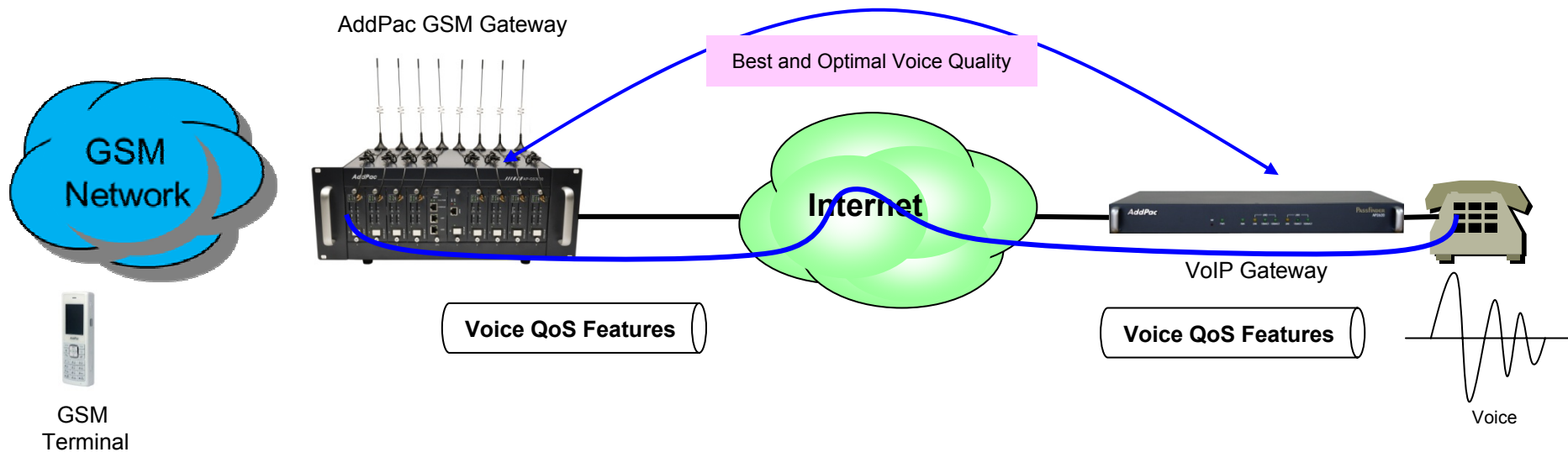
# Advanced QoS Features

- Enhances **Transmit** Voice QoS Features

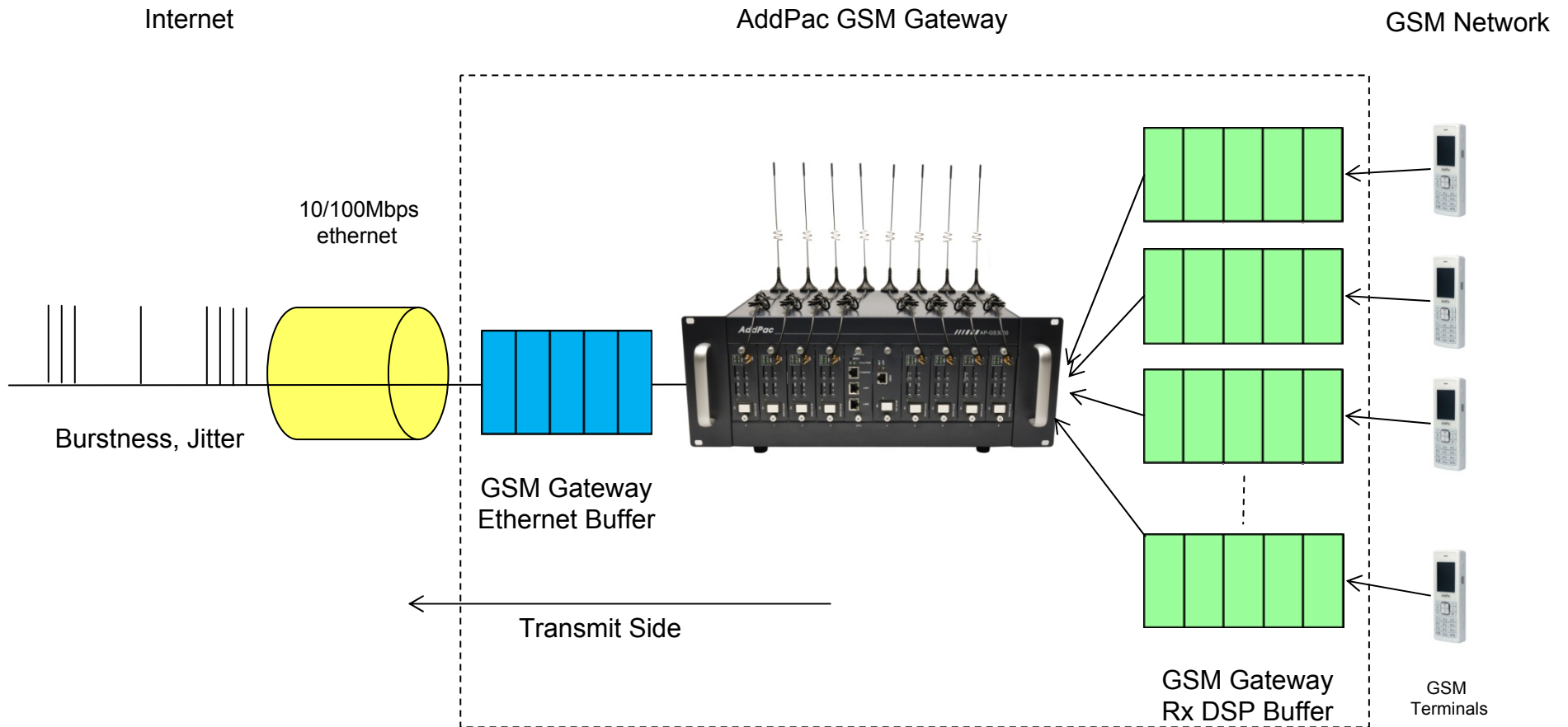
- Voice Traffic Priority Queuing
- QoS Service Profiling
- Providing Virtual Network Transmit Algorithm
- Real-time Voice Traffic QoS Support
- RTP Packet Transmit Interval Control
- Supporting RTP Packet Redundancy Scheme
- IP Header Control such as ToS, Diffserv

- Enhances **Receive** Voice QoS Features

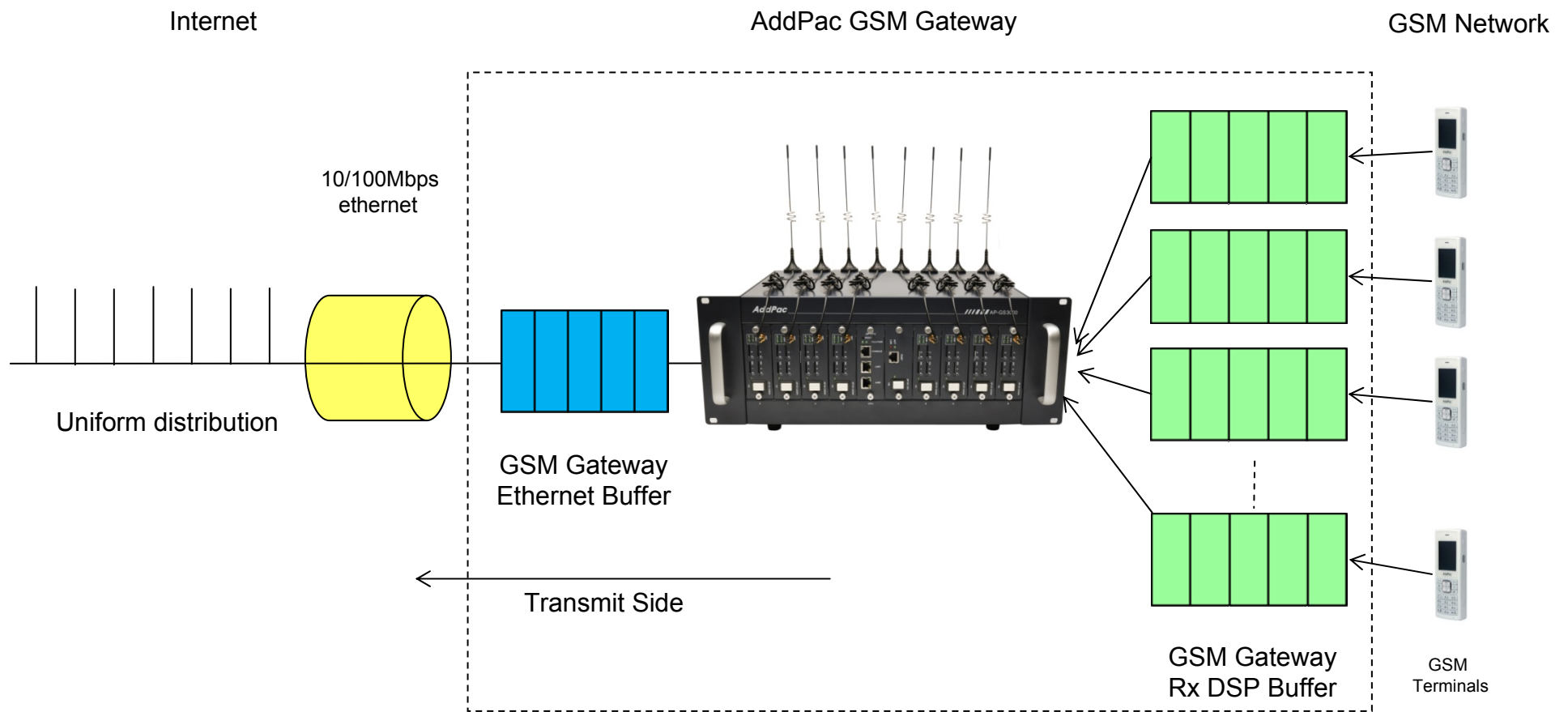
- Dynamic Jitter Buffer Management
- Error Concealment



# Packet Transmit (Before QoS enable mode)



# Packet Transmit (After QoS enable mode)



# CLI for Ethernet interface QoS

```
Welcome, APOS(tm) Kernel Version 8.51.002.  
Copyright (c) 1999-2010 AddPac Technology Co., Ltd.
```

```
User Access Verification
```

```
Login: root ← Login
```

```
Password:
```

```
GS3000_251> enable ← QoS Mode Enable
```

```
GS3000_251# configure terminal ← Global configuration
```

```
GS3000_251(config)# interface FastEthernet0/0 ← Fast Ethernet 0/0 interface configuration
```

```
GS3000_251(config-if)# qos-control  
<48-30000> Qos bandwidth (Kbps)  
<cr>
```

```
GS3000_251(config-if)# qos-control 2048  
<50-2000> Qos packet transmission rate (Packet Per Second)  
<cr>
```

```
GS3000_251(config-if)# qos-control 2048 2000  
<cr>
```

```
GS3000_251(config-if)# qos-control 2048 2000 ← QoS Command
```

# GSM Gateway Series

# Thank you!

**AddPac Technology Co., Ltd.**  
Sales and Marketing

Phone +82.2.568.3848 (KOREA)

FAX +82.2.568.3847 (KOREA)

E-mail [sales@addpac.com](mailto:sales@addpac.com)