

# AP-VAC50

## IP Video Door Phone

High Performance IP Video Door Phone Solution

Motion Sensor Interworking  
Service for Video Door Monitoring



Motion Sensor



***AddPac***

**AddPac Technology**

Sales and Marketing

[www.addpac.com](http://www.addpac.com)

# Contents

- Video Monitoring Service Overview using Motion Sensor
- Smart Video Controller Overview
- Video Monitoring Service Diagram
- Video Monitoring Service Scenario
- Video Monitoring Service RTSP Call Flow
- Smart Video Controller Configuration
  - Configuration
  - Program Setup

# Overview

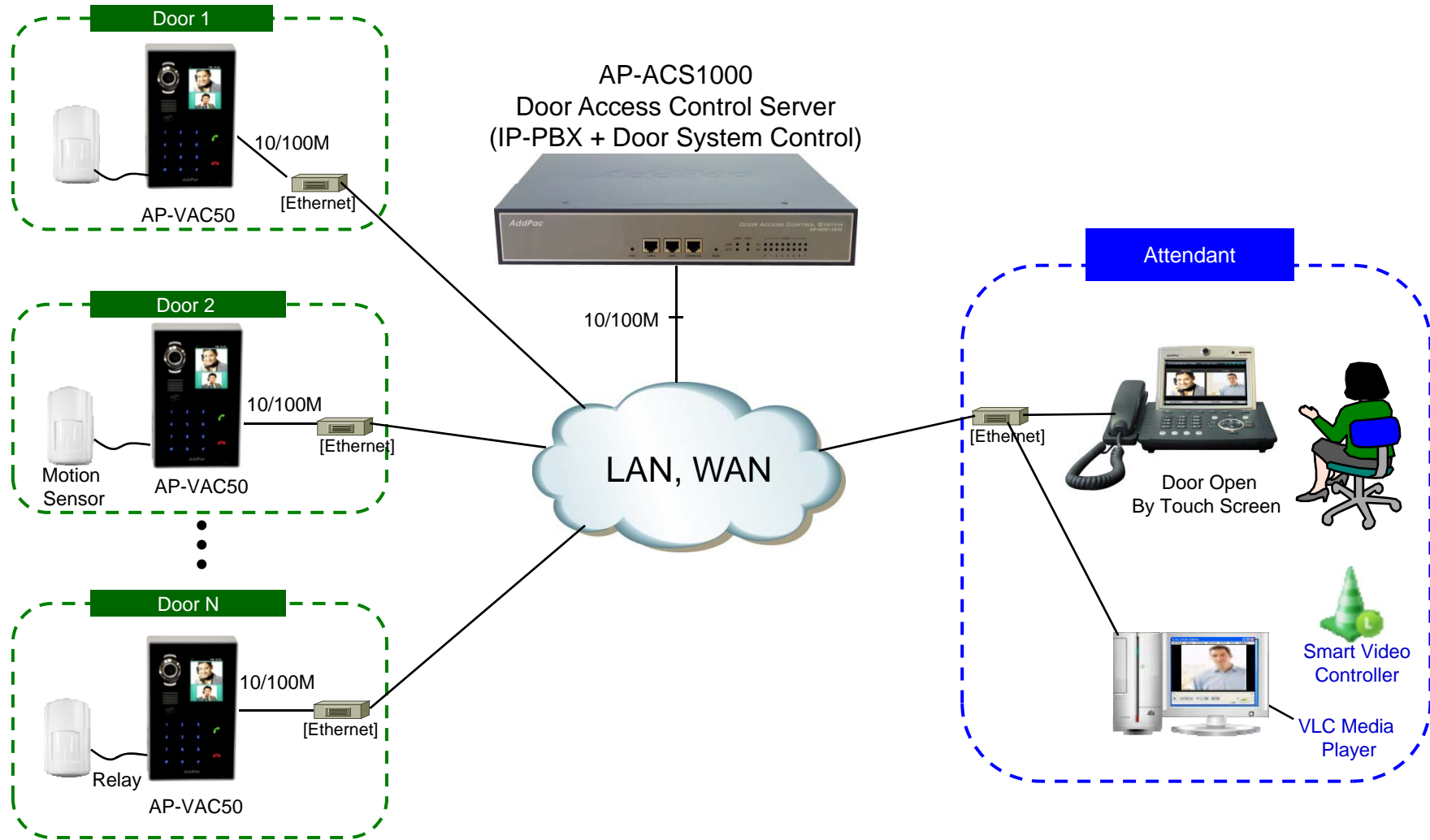
- Motion Sensor Interworking Service for Video Monitoring Service
- Video Door Phone Side : External Motion Sensor
- PC Side : Smart Video Controller Software and MS-window based Video Decoder Program such as VLC, etc
- RTSP(Real Time Streaming Protocol) Protocol Support
- Multiple Video Decoder & Displayer Controlling
- Application Aware Motion Detection Algorithm

# Smart Video Controller Overview

- Smart Video Controller Features
  - MS Window based Program : XP, Vista, Window7 support
  - Video: MS Window Program, PC based Video Decoder & Displayer
  - RTSP(Real Time Streaming Protocol) Protocol Support
  - Multiple Video Displayer Controlling
  - Video Monitoring Service using external motion sensor
    - I. VAC50 Video Monitoring with VLC Player

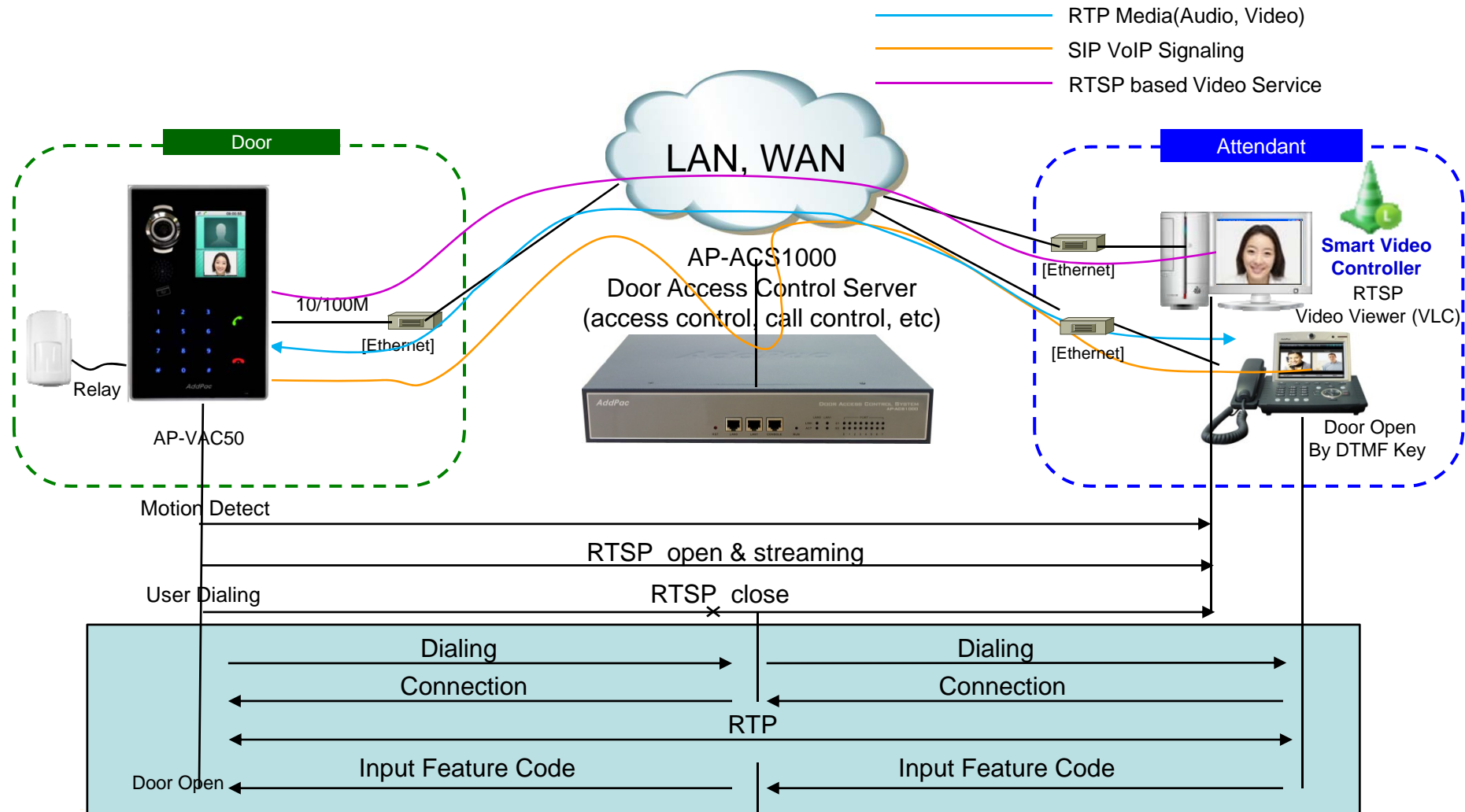


# Video Monitoring Service Diagram

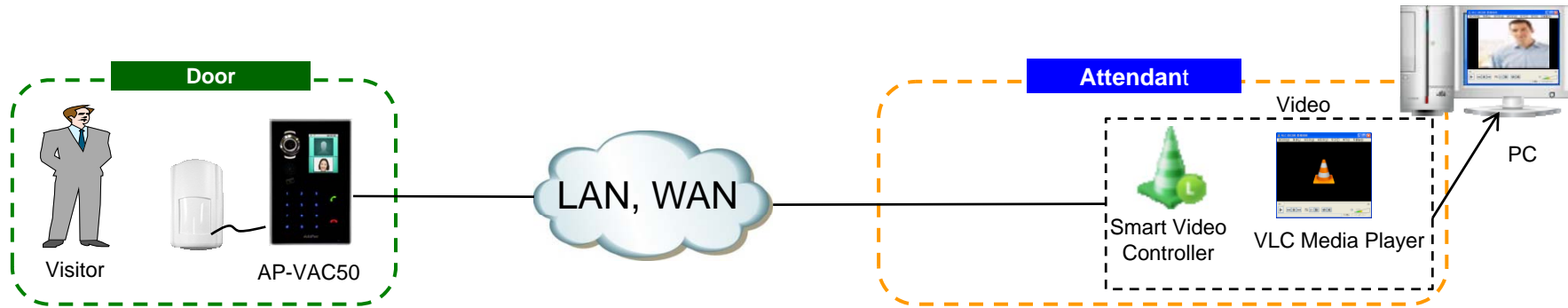


# Video Monitoring Service Scenario

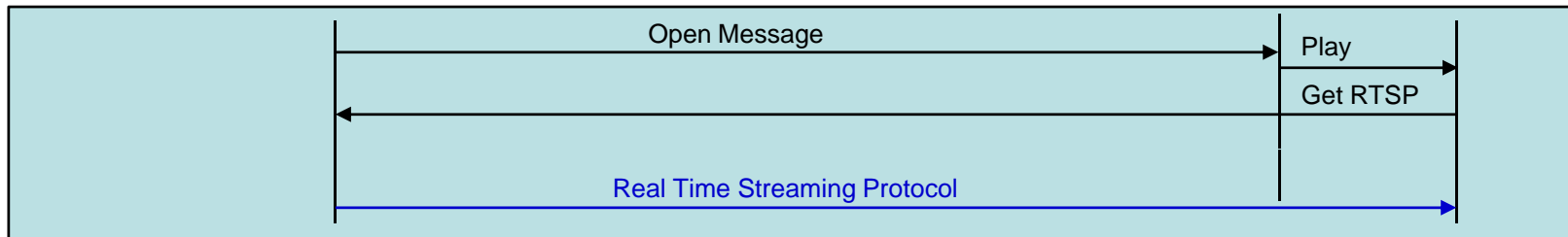
## : AP-VAC50 Video Monitoring with VLC



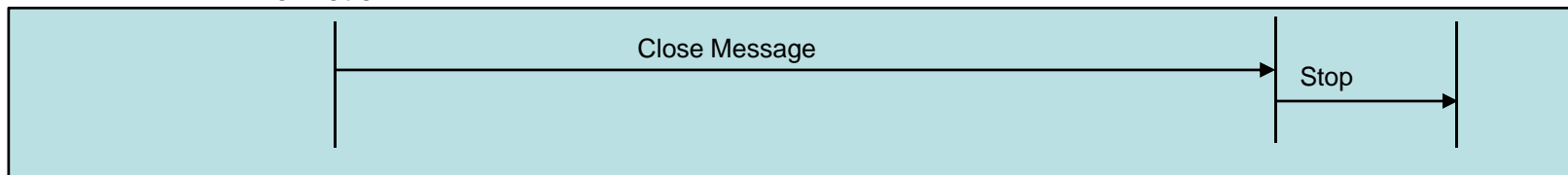
# Video Monitoring Service RTSP Call Flow



Motion Detect



No Motion



# Smart Video Controller Configuration

Called-Number

IP Address

Port

Smart Web Manager  
www.addpac.com

### SVC Configuration

| No. | Called-Number | IP Address    | Port  |
|-----|---------------|---------------|-------|
| 1   | 1000          | 172.17.117.20 | 19999 |
| 2   | 2000          | 172.17.117.28 | 19999 |
| 3   |               |               |       |
| 4   |               |               |       |
| 5   |               |               |       |
| 6   |               |               |       |
| 7   |               |               |       |
| 8   |               |               |       |
| 9   |               |               |       |
| 10  |               |               |       |
| 11  |               |               |       |

Information

AddPac Technology  
Model : VAC50\_G2  
DACS : 172.17.216.250 (4080)  
DACS Registration : Success  
SIP : 172.17.250.250(5060)  
SIP Registration : Success

Description

Setup VLC IP Address and Port.

[Figure 1]  
AP-VAC50 Smart Web

- 1 Internal extension (line) number
- 2 Personal Computer's IP Address
- 3 Port Number (Default .19999)

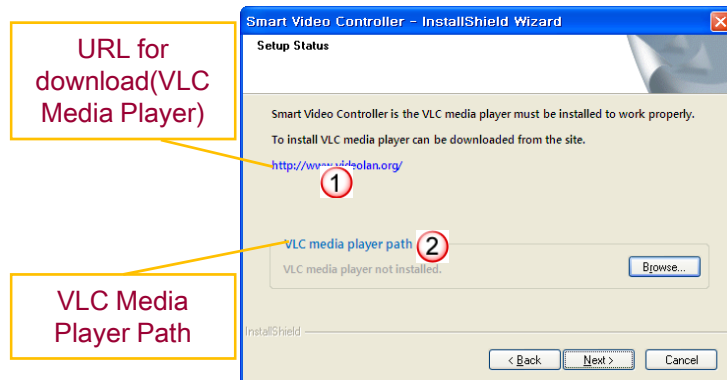


# Smart Video Controller Configuration (Cont.)

## Smart Video Controller Program Setup

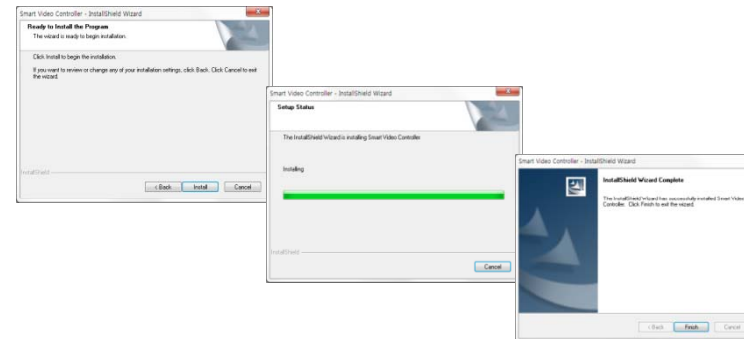
VLC Media Player Program must be pre-installed before Smart Video Controller program setup procedure.

(VLC Player is MS window software that support RTSP based Video Decoder & Display service

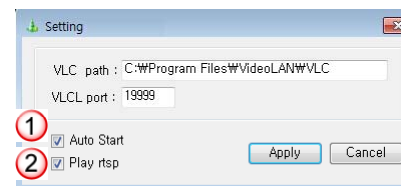


[Figure 1]  
VLC Media Player Install Shield

- 1 VLC Program Download URL Address
- 2 VLC Program Execution File Path



[Figure 2]  
Smart Video Controller Install Progress



[Figure 3]  
Smart Video Controller Setting

- 1 Program Auto Start at PC booting time
- 2 Program enable/disable



# Thank you!

**AddPac Technology Co., Ltd.**  
Sales and Marketing

Phone +82.2.568.3848 (KOREA)

FAX +82.2.568.3847 (KOREA)

E-mail [sales@addpac.com](mailto:sales@addpac.com)