



IPNext 187™

Hybrid IP-PBX System

High-performance Hybrid IP-PBX Solution

IVR Scenario Editor Features



AddPac

AddPac Technology

2011, Sales and Marketing

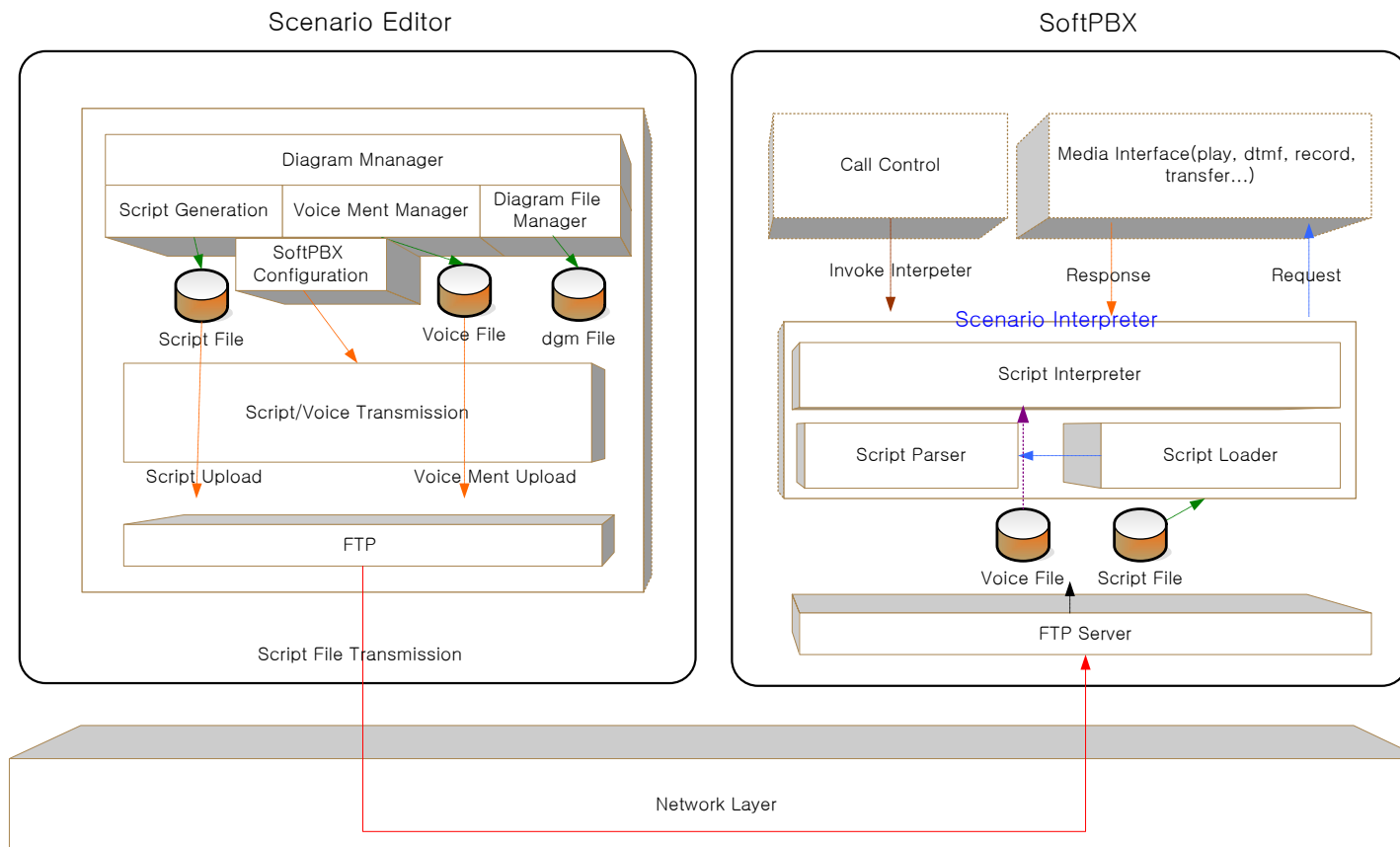
www.addpac.com

Contents

- IVR Scenario Editor Architecture
- IVR Scenario Editor Creation
- IVR Editor Component Property
- IVR Scenario Management
- Common Voice File Management

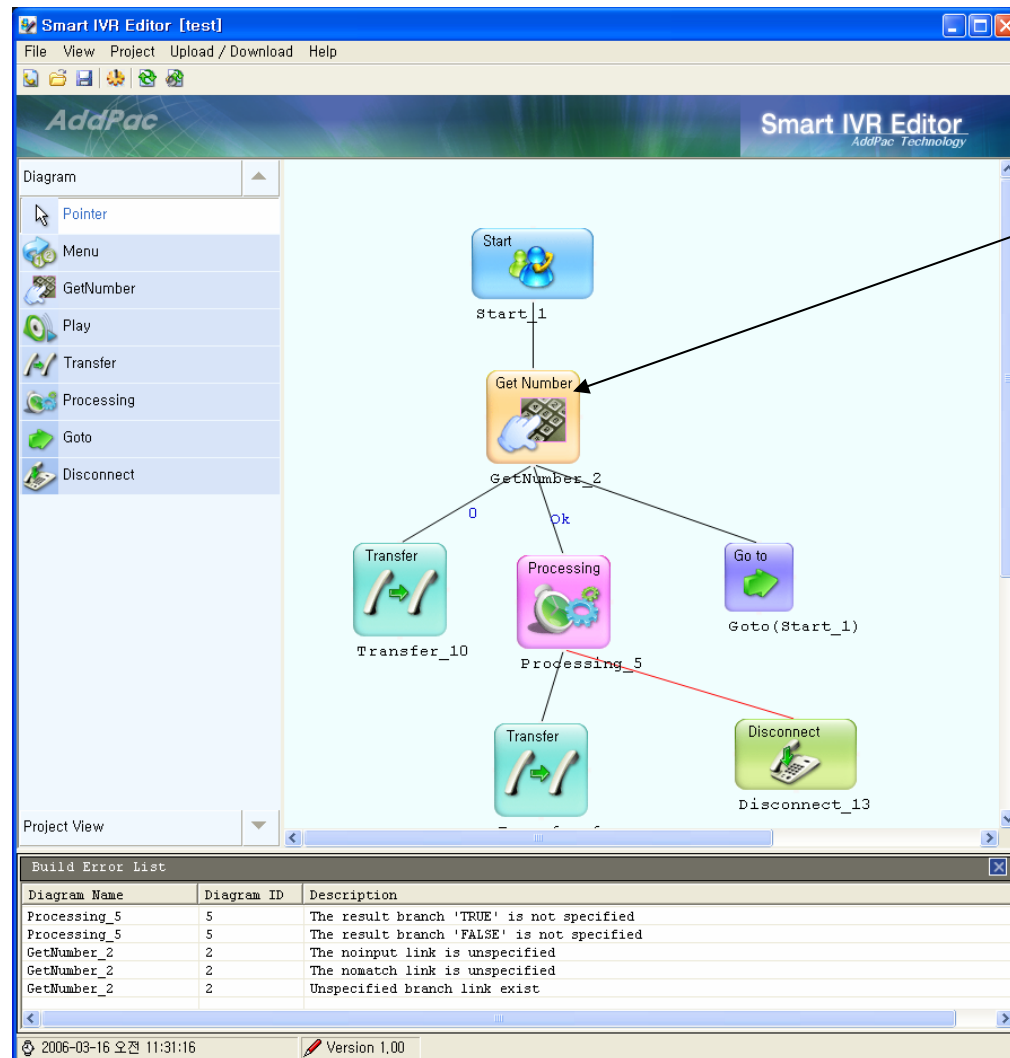
IVR Scenario Editor Architecture

IPNext187 Hybrid IP-PBX System



IVR Scenario Editor Creation

IPNext187 Hybrid IP-PBX System



Component

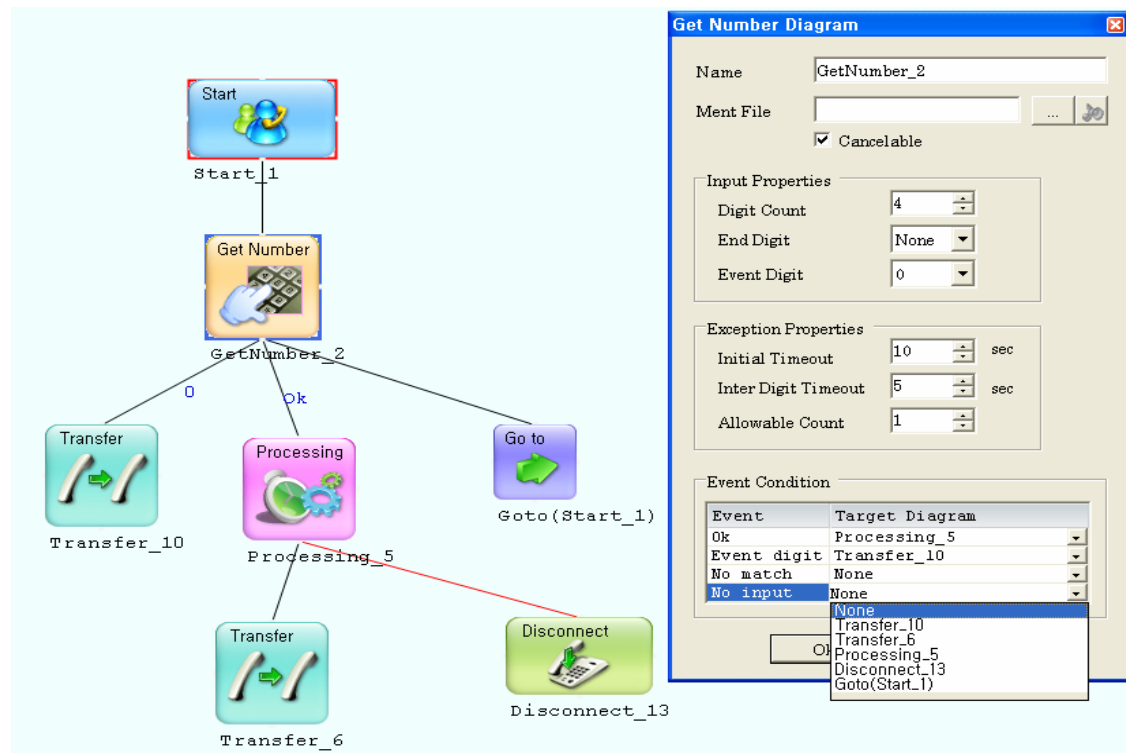
IVR Scenario Editor Creation

IPNext187 Hybrid IP-PBX System

- GUI based IVR Scenario Editor
- Support Pre-defined Component (DTMF Input, Call Transfer, Voice File Play, etc)
- Support Project Template File for Easy Modification and Reference.
- Support Pre-Defined IP-PBX System API and Additional Customization API
- Support IVR Scenario Creation Error Debugging Features

IVR Editor Component Property

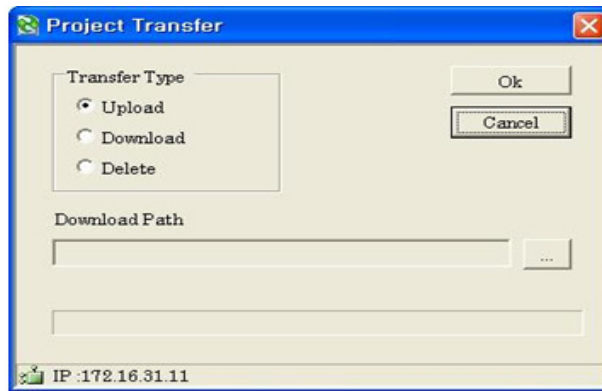
IPNext187 Hybrid IP-PBX System



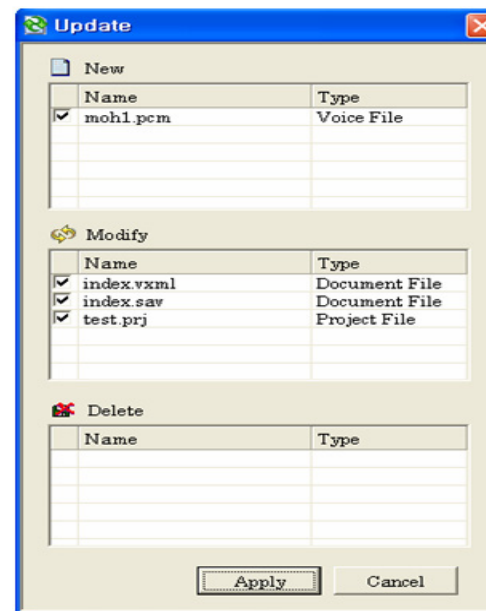
- Support the Property Setting for Component Flow Diagram (Input Event, Exception Properties, Event Condition)
- Provides the different IVR Component Flow depend on Event Condition

IVR Scenario Management

IPNext187 Hybrid IP-PBX System



Project Transfer

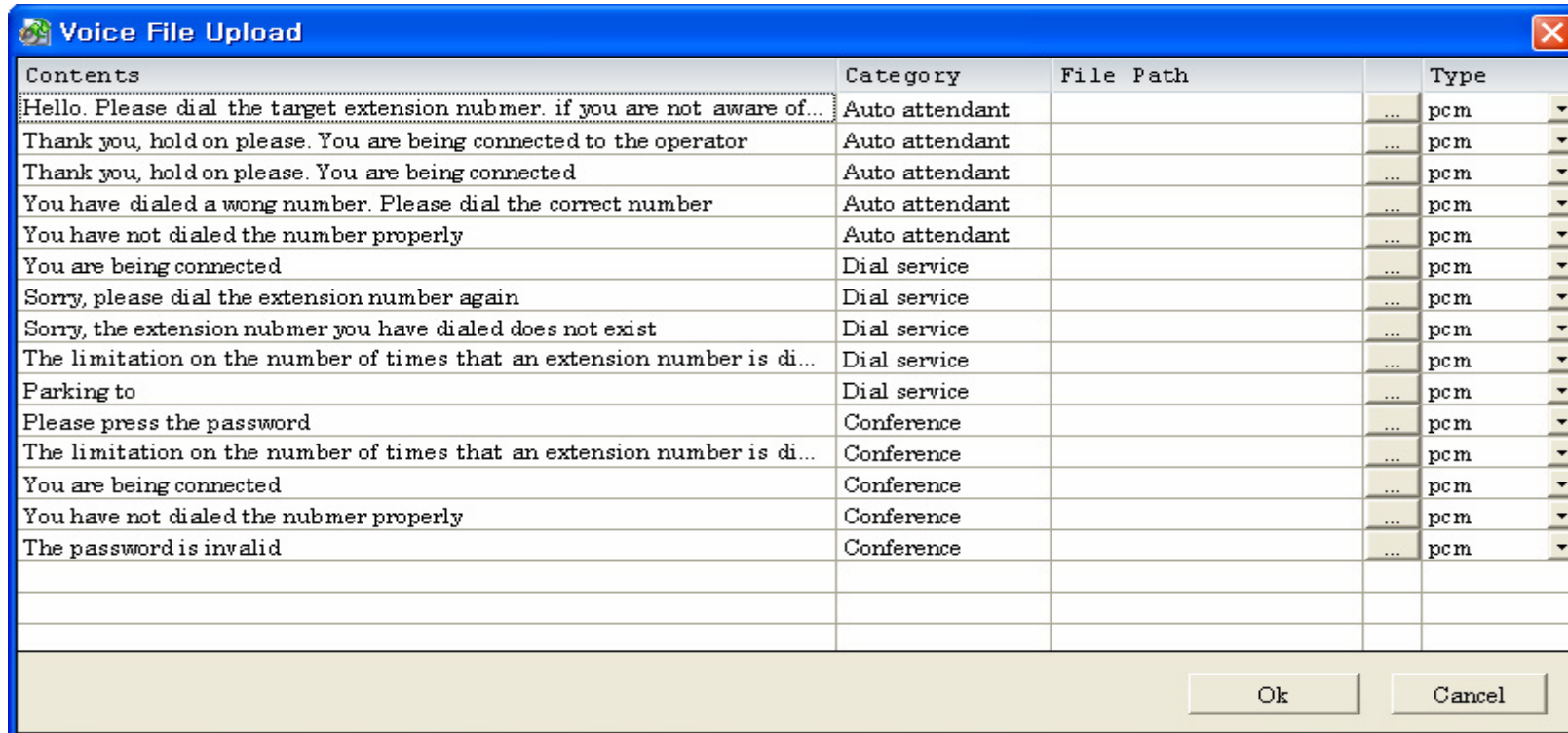


Project Update

- IVR Scenario Script File can be upload or download to (from) IP-PBX.
- IVR Scenario Script File Version Control (Update, Add and Delete)
- Register Service with Smart Multimedia Manager

Voice Announcement File Management

IPNext187 Hybrid IP-PBX System



The screenshot shows a window titled "Voice File Upload" with a close button in the top right corner. The window contains a table with the following columns: Contents, Category, File Path, and Type. The table lists various voice announcements such as "Hello. Please dial the target extension number...", "Thank you, hold on please...", and "Sorry, please dial the extension number again". Each row has a "Type" column with a dropdown menu set to "pcm". At the bottom right of the window are "Ok" and "Cancel" buttons.

Contents	Category	File Path	Type
Hello. Please dial the target extension nubmer. if you are not aware of...	Auto attendant		pcm
Thank you, hold on please. You are being connected to the operator	Auto attendant		pcm
Thank you, hold on please. You are being connected	Auto attendant		pcm
You have dialed a wong number. Please dial the correct number	Auto attendant		pcm
You have not dialed the number properly	Auto attendant		pcm
You are being connected	Dial service		pcm
Sorry, please dial the extension number again	Dial service		pcm
Sorry, the extension nubmer you have dialed does not exist	Dial service		pcm
The limitation on the number of times that an extension number is di...	Dial service		pcm
Parking to	Dial service		pcm
Please press the password	Conference		pcm
The limitation on the number of times that an extension number is di...	Conference		pcm
You are being connected	Conference		pcm
You have not dialed the nubmer properly	Conference		pcm
The password is invalid	Conference		pcm

Voice File Upload

- Voice Announcement File Upload and Download for Backup

IPNext IP-PBX Series

Thank you!

AddPac Technology Co., Ltd.
Sales and Marketing

Phone +82.2.568.3848 (KOREA)

FAX +82.2.568.3847 (KOREA)

E-mail sales@addpac.com