



IPNext180™

IP-PBX for SMB

High-performance Next Generation IP-PBX Solution

New Models for Voice
Recording Extension

Preliminary Product Overview

(Without notice, following described technical spec. & Body Color (CASE) can be changed)



IPNext180R

AddPac

AddPac Technology

2010, Sales and Marketing

www.addpac.com

Contents

- IPNext180R Product Overview
- IPNext180R H/W Specification
- IPNext180R Voice Recording Service
- IPNext180R Network Diagram Example
- Personal Smart Window Interface for Management
- Recorded File Replay Service via IP Phone
- AddPac Voice Recording Solution Comparison
- Signal Flow Diagram for Voice Recording Service

IPNext180R Product Overview

- Powerful IP-PBX for SMB
- Smart Management and User Friendly Features
- Fault Tolerant and Scalability Architecture
- RTP Proxy Service
- IVR Service
- User Presence Service
- Media Service : Ring back Tone, Music on Hold, Announcement, etc
- Unified Messaging Service : Voice Mail, etc
- **Voice Recording Service**
- Firmware Upgradeable Architecture
- Two(2) Fast Ethernet Interface
- Two(2) VoIP Module Slots for PSTN
- One(1) RS-232C Port for CLI



IPNext180R H/W Specification





- IPNext180 Embedded Platform
- Voice Interface
 - Two(2) Module Slots for PSTN Interworking
- RISC Microprocessor Computing Power
- Memory Extension (**2G Flash Memory**) for Voice Recording
- Voice Codec
 - G.711, G.726, G.729, G.723.1
- Main Chassis
 - One(1) RS-232C Console (RJ45)
 - Two(2) Fast Ethernet Port
 - Internal Power Supply

IPNext180R H/W Specification

64bit
CPU

Audio
Codec

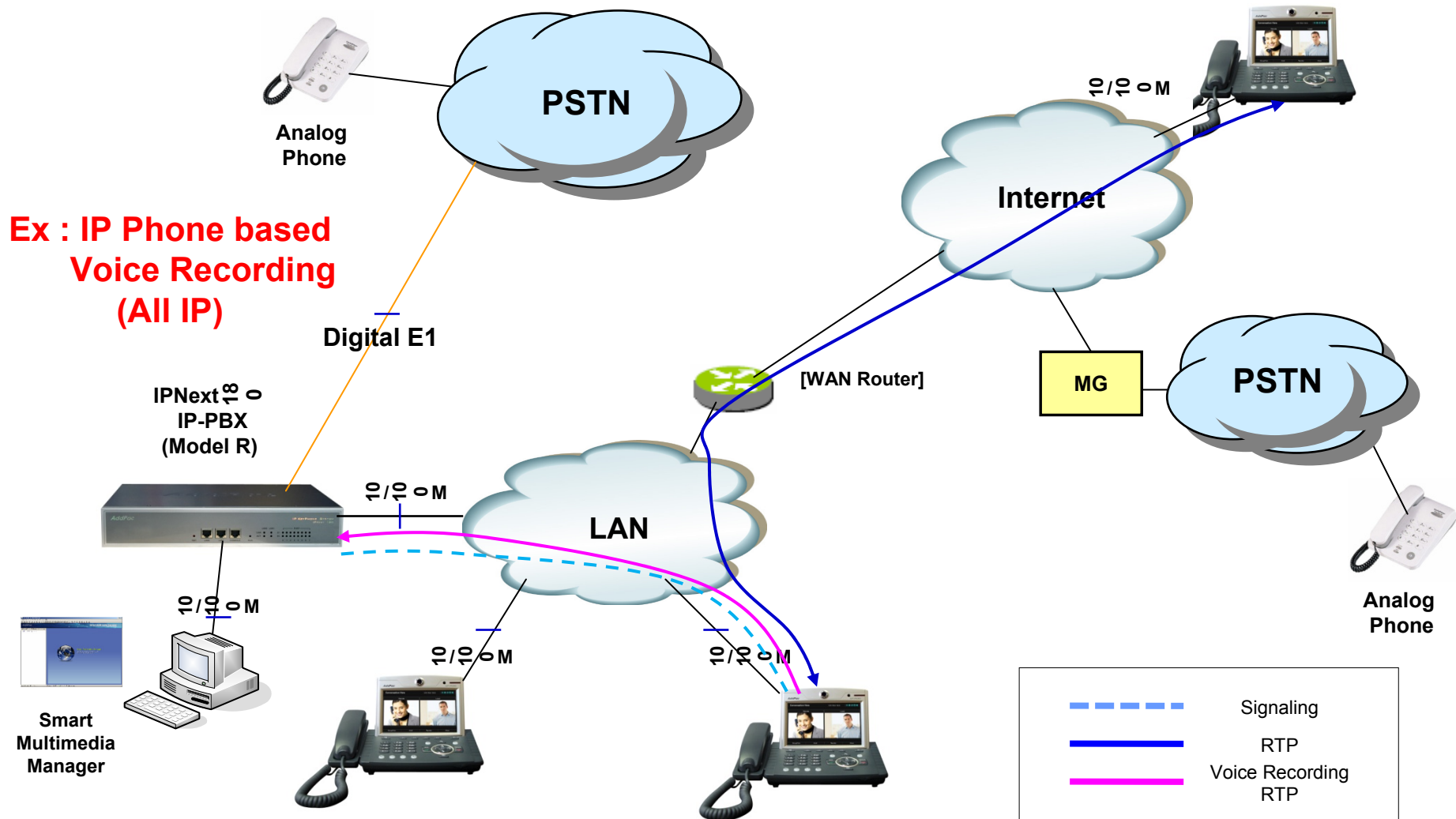
- **VoIP Interface Module**

AP-N1-FXS8	 A black 8-port FXS voice processing module with RJ11 ports numbered 0-7 and a central HS port.	8-Port FXS Voice Processing Module (8 x RJ11)
AP-N1-FXO8	 A black 8-port FXO voice processing module with RJ11 ports numbered 0-7 and a central HS port.	8-Port FXO Voice Processing Module (8 x RJ11)
AP-N1-FXO4S4	 A black voice processing module with 4 FXO and 4 FXS ports, each with RJ11 connectors.	4-Port FXO and 4-Port FXS Voice Processing Module (8 x RJ11)
AP-N1-E1T1	 A black VoIP digital interface module with a single RJ45 port and a green PCB visible on top.	1-Port VoIP Digital E1/T1 Interface Module(1xRJ45)

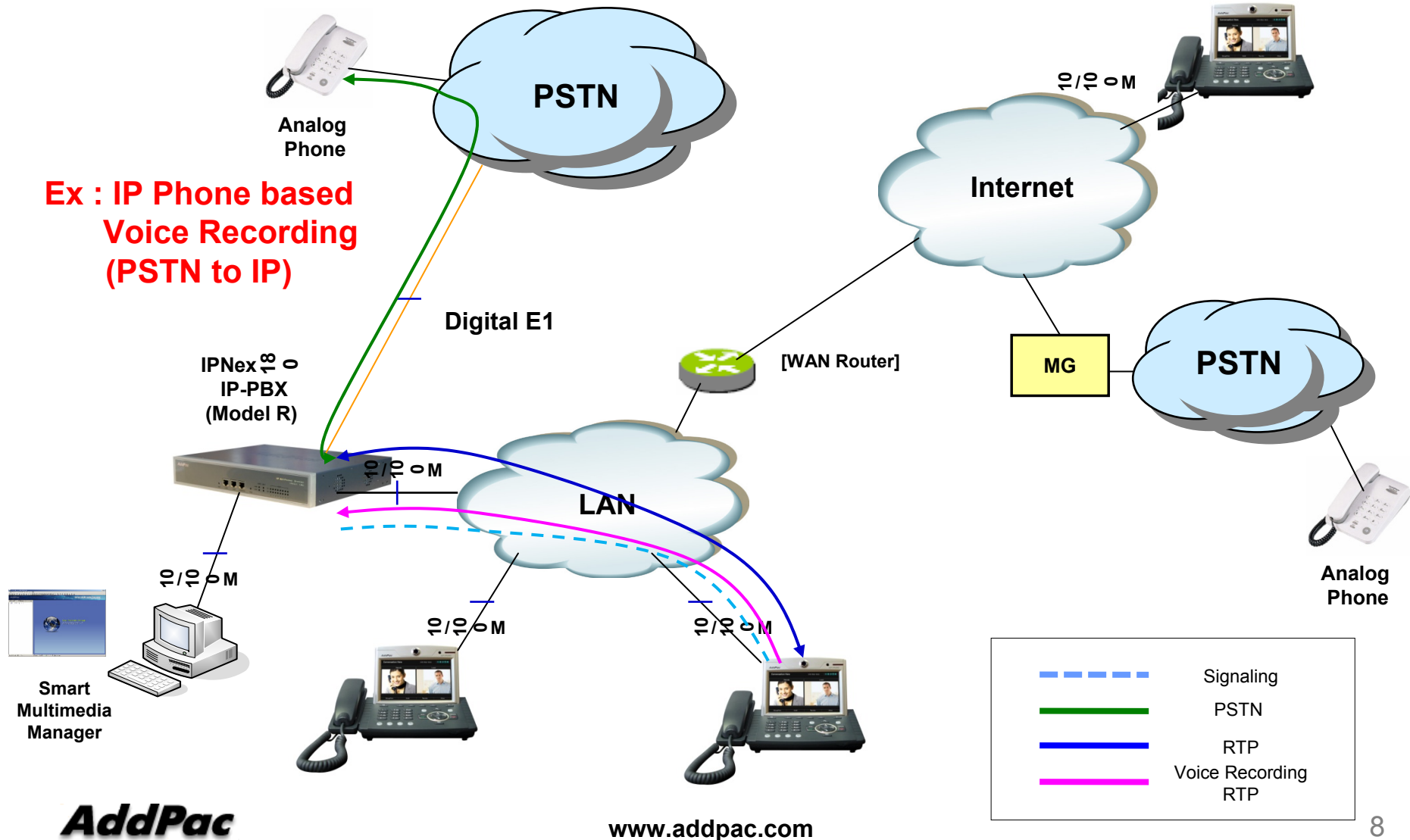
IPNext180R Voice Recording Service

- IP based Voice Recording Service
 - IP Phone Voice Recording Support
 - Call Manager(RTP Proxy) based Voice Recording Support
- IP Phone Voice Recording Service using Function Key
- Web based Personal Smart Window
 - Monitoring Voice Recording Storage Quota
 - Play Recorded File using IP Phone
 - Browsing Recorded File by Smart Window
 - Recorded Files Backup and Restore

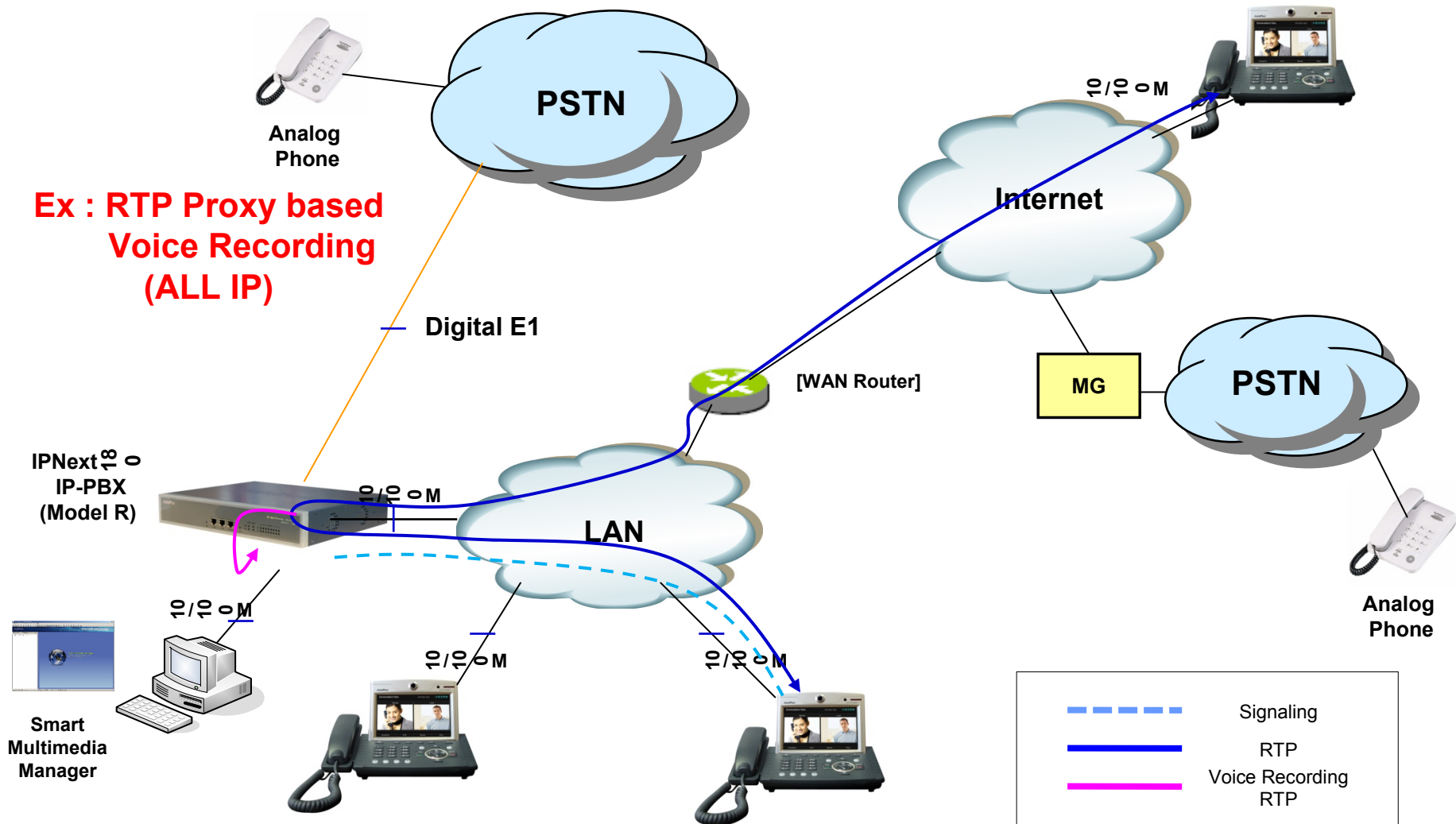
IPNext180R Network Diagram (ex.)



IPNext180R Network Diagram(ex.)



IPNext180R Network Diagram(ex.)



Personal Smart Window Interface



Log in

Personal Smart Window Interface

The screenshot displays the 'Smart Window' interface with the following components:

- Header:** 'Smart Window' logo and 'www.addpac.com'.
- Left Sidebar:**
 - Service:** Call Transfer, User Search, Speed Dial, Alarm.
 - Personal Information:** User Information.
- Main Content Area:**
 - Call Transfer Setup:**
 - Forward line : 4000 (checkbox)
 - Radio buttons for: The Number to be Transferred (selected), Voice Mail, User Absent Message.
 - Instructions: To enable Call Transfer for the extension number; Choose one of the number to be transferred, voice mail or user absent message.
 - Apply button.
 - Description:** Call Transfer either passes an incoming call to another designated user, leaves a message by e-mail or notifies to the caller by playing a user absent message. This feature can be enabled by setting each number and sets up forward, e-mail and user absent message.
 - Personal Quota:**

RBT	UMS	REC
10%	50%	40%

A red arrow points from the text 'Personal Storage Quota Information (Configured by Smart Multi-Media Manager)' to the 'Personal Quota' table.

Footer: ©AddPac Tehonology 2009. all rights reserved. view page in English

Personal Smart Window Interface

Recording File Search Result

Calling Num ▼ 9000 Search

	Calling Number	Called Number	Recording Start Time	Recording End Time	Duration (sec)	Play
<input type="checkbox"/>	9000	5000	2010/03/17 09:50:45	2010/03/17 09:51:45	60	Play
<input checked="" type="checkbox"/>	9000	3000	2010/03/18 09:00:12	2010/03/17 09:00:45	33	Play
<input checked="" type="checkbox"/>	9002	9000	2010/03/18 10:50:12	2010/03/17 10:55:12	300	Play
<input type="checkbox"/>	9005	9000	2010/03/18 15:12:03	2010/03/18 15:12:13	10	Play
<input type="checkbox"/>	9006	9000	2010/03/19 01:10:23	2010/03/19 01:11:10	47	Play

[1] [2] [3] ... [Next]

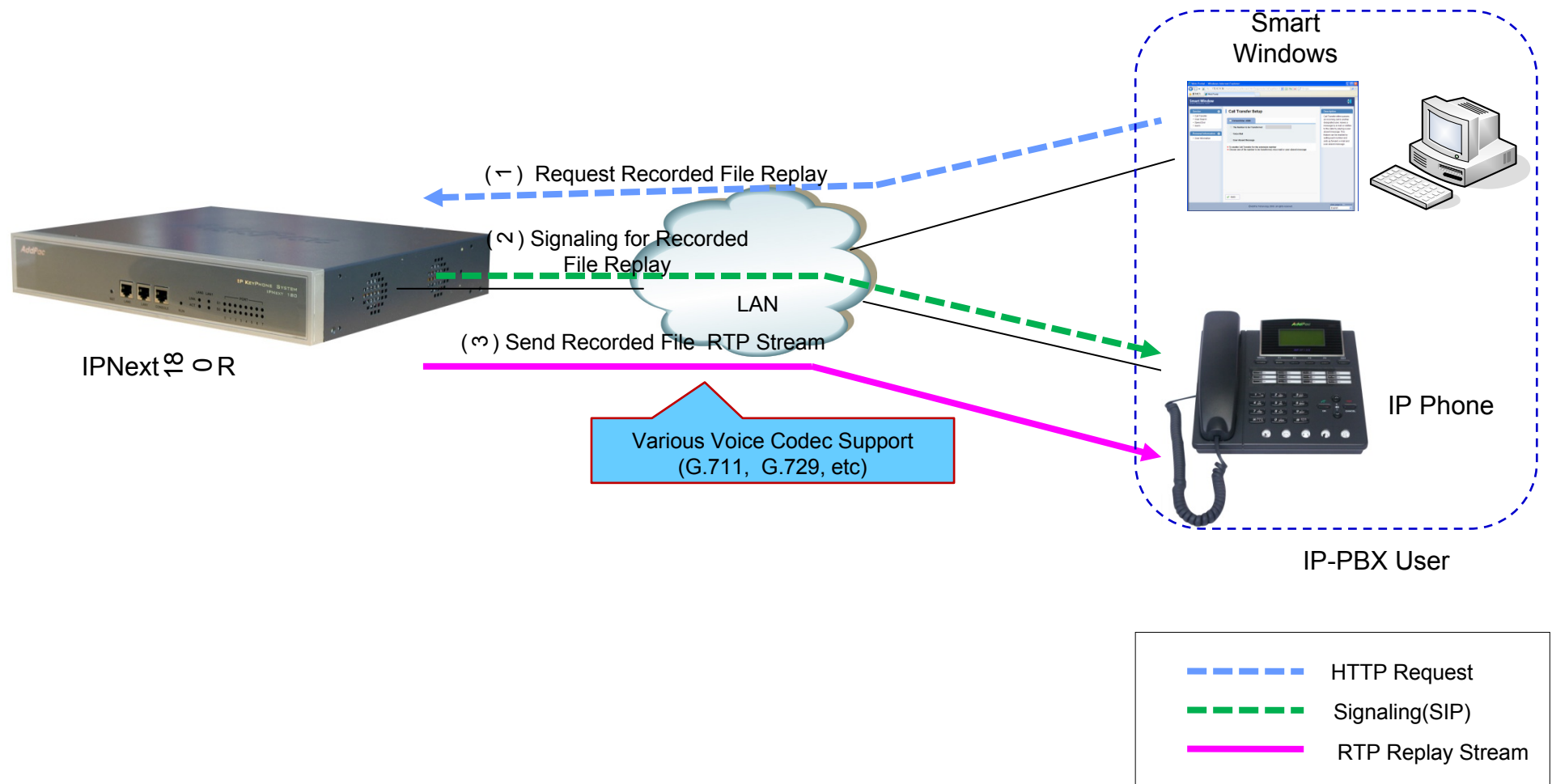
Backup

Powerful Recording Search
* calling number
* called number
* date
* call identifier, etc

Recording Play using IP Phone

Recording Backup
* selected files from recording server to PC storage

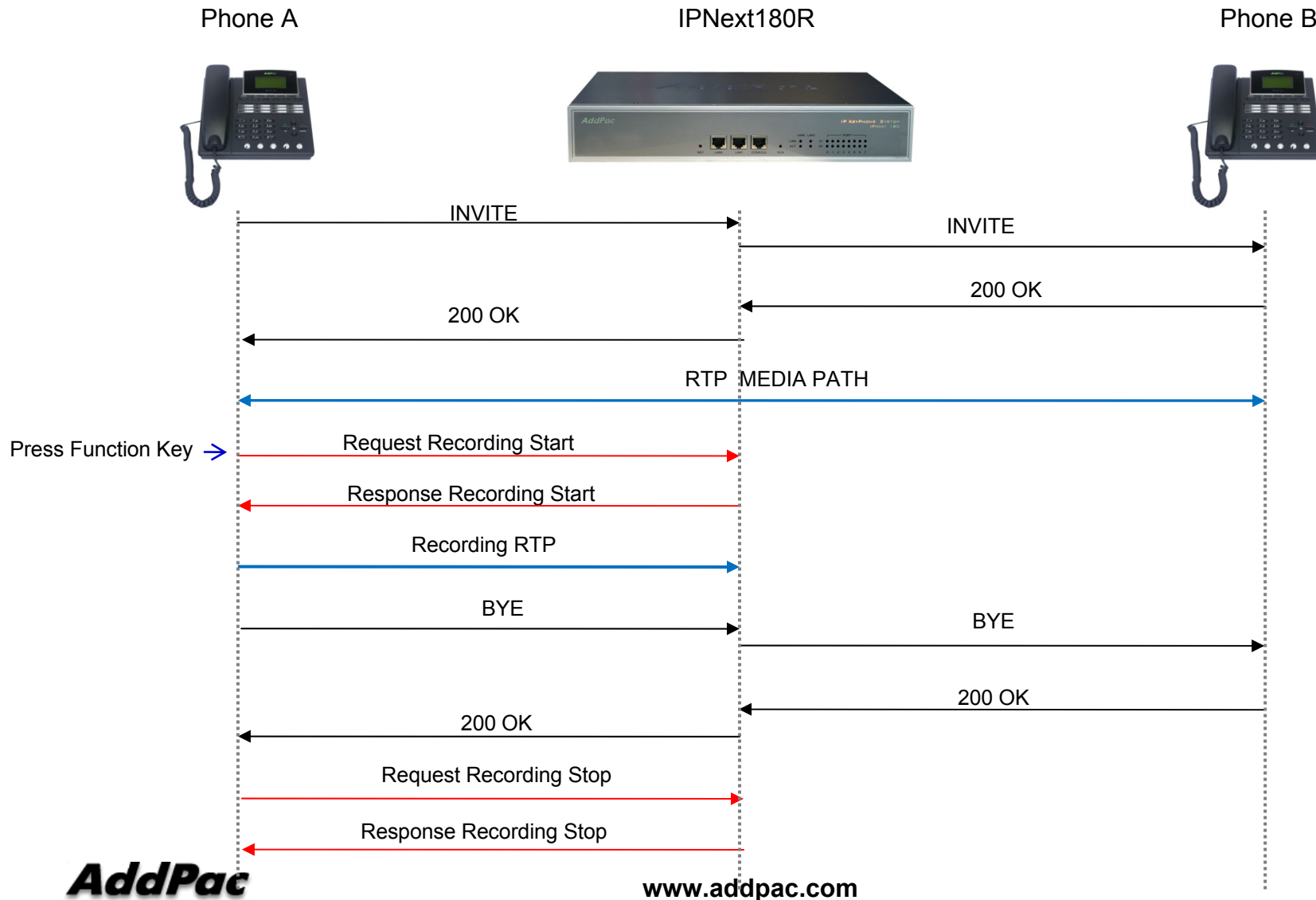
Recorded File Replay with IP Phone



AddPac Voice Recording Solution Comparison

Service Category	Service Features	AP-NR500/700 Voice Recording Server Features	IPNext180R Voice Recording Service Features
Performance	Concurrent Capacity	32Ch/64Ch	5Ch~
	Memory	HDD	Flash Memory
Recording Configuration	IP Phone based Personal Voice Recording	O	O
	Call Manager (RTP Proxy) based Voice Recording	O	O
	VoIP Gateway Recording	O	N/A
Replication	RTP Stream Replication	O	O
	Auto Replication	O	X
Voice Codec	G711u,G711a,G729	O	O
	Transcoding(Other Codec)	O	X
Admin/Client Tool	DVoiceR Manager Program Support	O	X
	Web based Personal Smart Window	O	O
	SMM Support	O	O
	Recording Play with IP Phone	O	O

Signal Flow Diagram for Voice Recording Service





Thank you!

AddPac Technology Co., Ltd.
Sales and Marketing

Phone +82.2.568.3848 (KOREA)

FAX +82.2.568.3847 (KOREA)

E-mail sales@addpac.com