

# AP-VC200™

## Video Conference Equipment

High Performance BcN Video Terminal Solution

(BcN : Broadband Convergence Network)

## User Interface Menu Structure



**AddPac**

**AddPac Technology**

Sales and Marketing

[www.addpac.com](http://www.addpac.com)

# User Interface Features

## AP-VC200 Video Conference Equipment

- **Support full color 3D-style GUI**
  - You won't be able to take your eyes off it.
  - See the main menu and in living color vibrant touch-screen display.
- **Multi-language**
  - Choose the display language you prefer
- **Manage Your Calls**
  - Establish an phone book of up to 50 entries
  - Retrieve call logs for last 50 incoming or outgoing or missed calls.
  - Take calls quickly with auto-answer function
- **Ease to use network setup**
  - One touch interface reduces the time, expense, and expertise required to keep up
- **Advanced Setup & Control (CLI: Command Line Interface) via Telnet or RS-232C**

# Overview AP-VC200 Menu(1/2)

## AP-VC200 Video Conference Equipment

- **Phone Book**
  - Save and Search Phone Number
- **ToolBox**
  - Date & Time, Save and Initialize Video Phone configure, select Ring Sound, Language, etc.
- **AV Setup**
  - Configure Audio and Video Input/Output
  - Volume, Display, Codec, Bandwidth, Audio and Video Input/Output
- **Network & Call**
  - Configure Network Settings
  - IPv4, IPv6, Service (ftp, telnet, SNMP)
  - SIP protocol, H.323 protocol for VoIP
  - Call Forward, Auto Response etc.

# Overview AP-VC200 Menu(2/2)

## AP-VC200 Video Conference Equipment

### ➤ **Application**

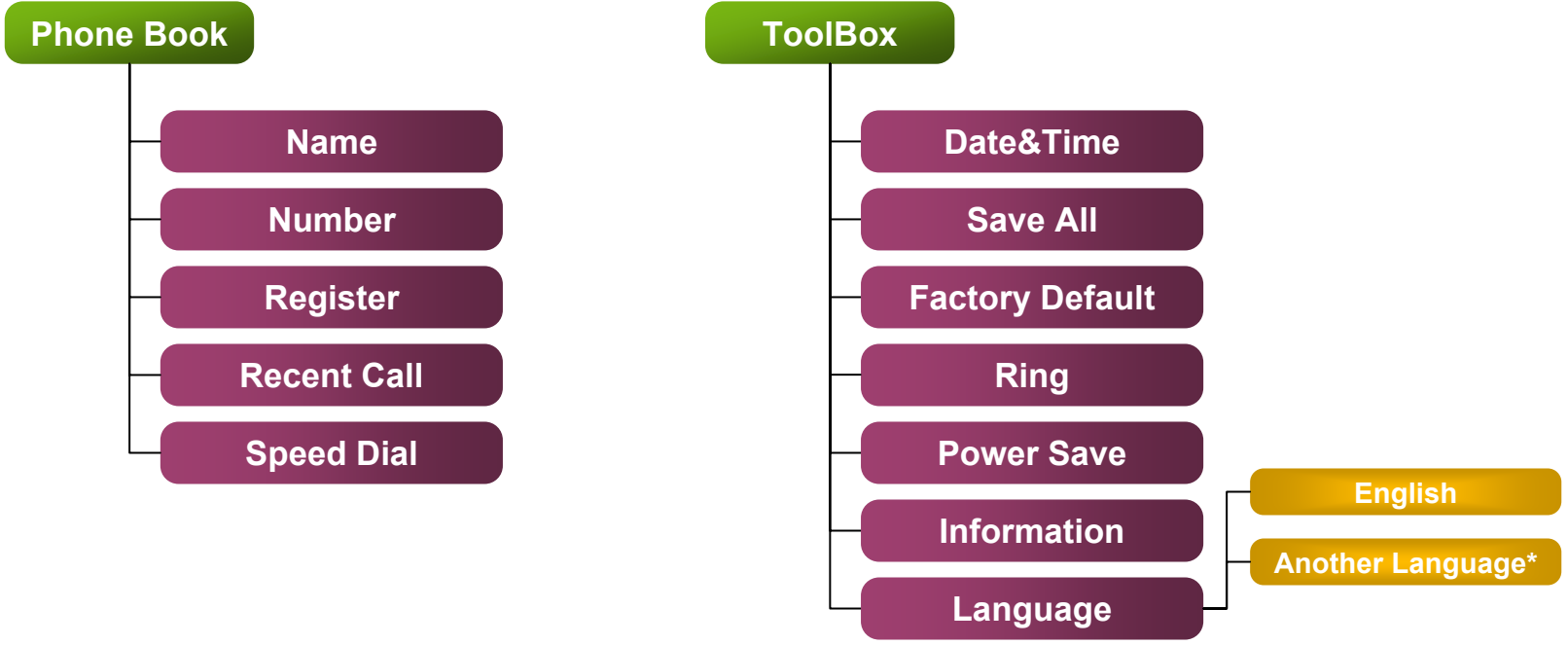
- **VoD** : Video On Demand Service
- **File Browser** : Look over files in Video Phone and USB device (by synchronize with USB)
- **Document Share** : Run Document Share when Video Call Connected
- **Voice Mail** : Get Voice Message when deployed on AddPac IP-PBX system
- **Conference**
  - Two types of Conference Call (Meet-me, Dial-in Conference)
  - View Conference List, Participants' Information
  - View and Control Conference participants' floor, layout, authority etc.

### ➤ **Remote Setup**

- Bandwidth, Codec, Remote Controller Permission Setup

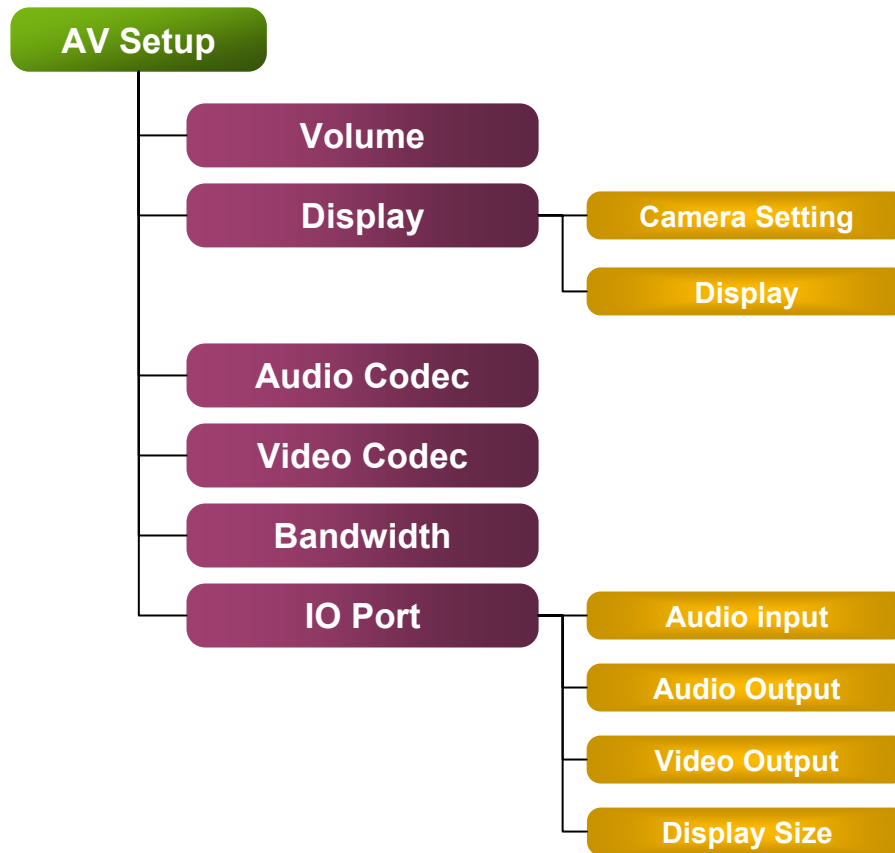
# User Interface Menu Structure (1/4)

AP-VC200 Video Conference Equipment



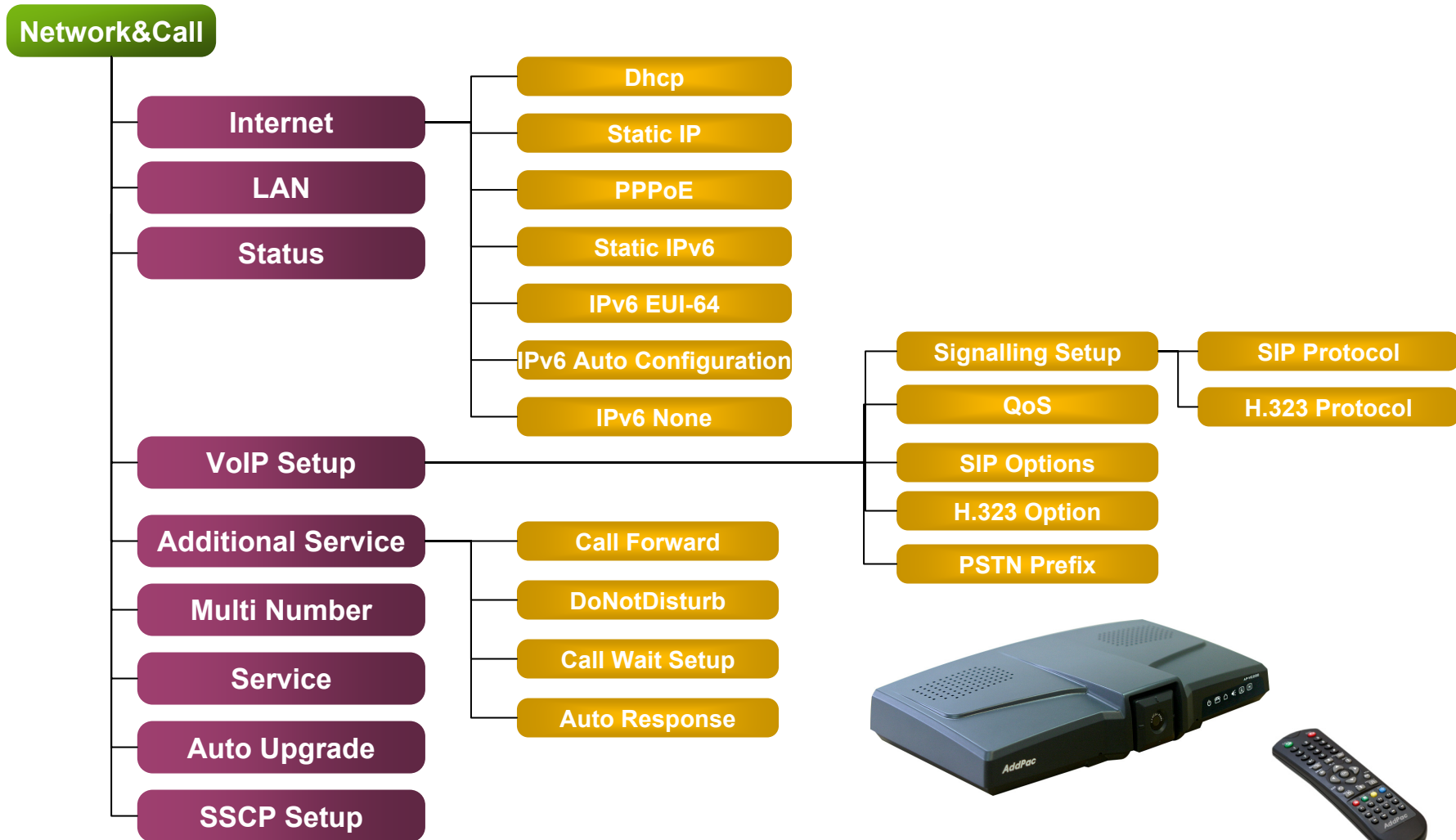
# User Interface Menu Structure (2/4)

AP-VC200 Video Conference Equipment



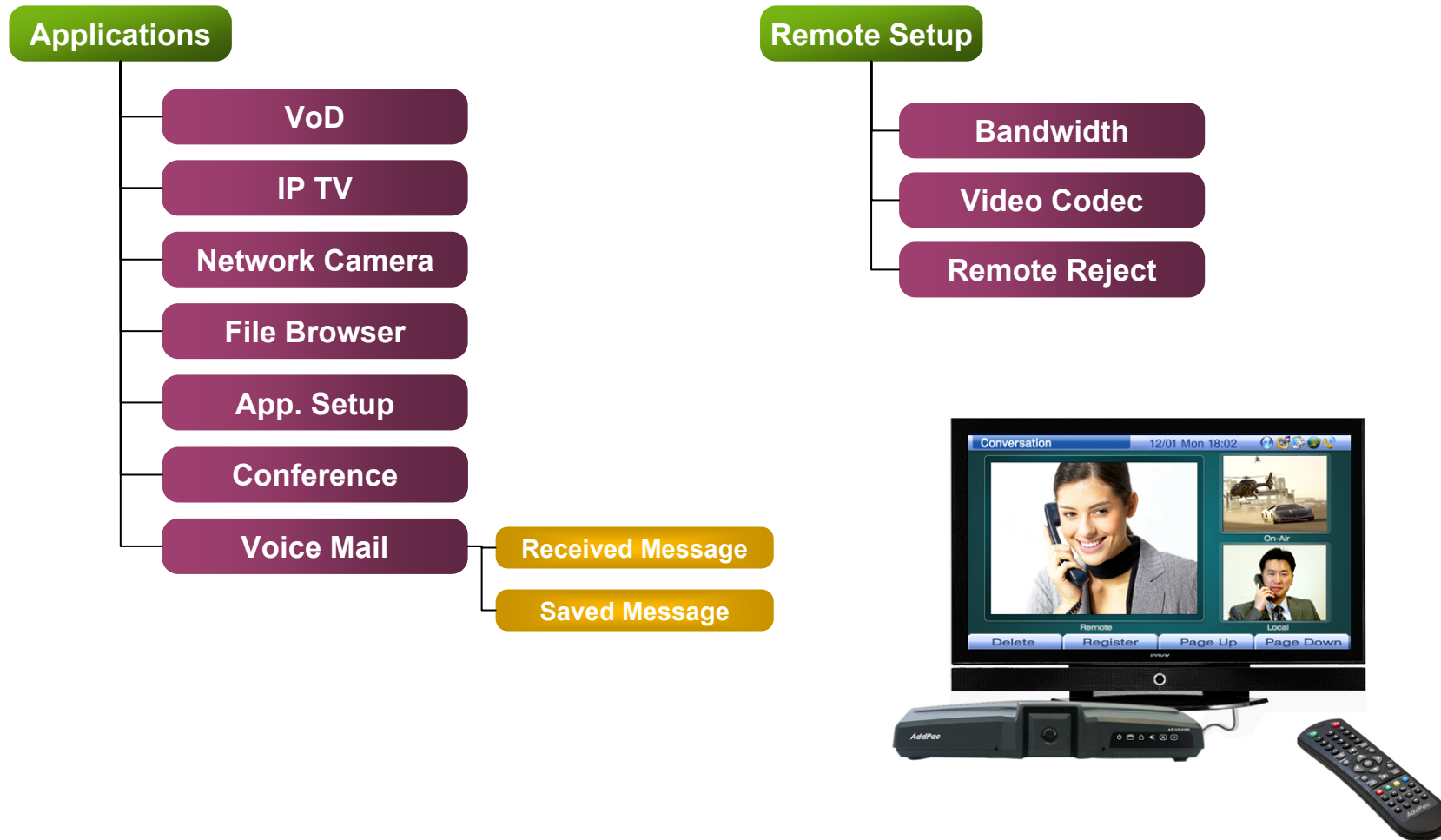
# User Interface Menu Structure (3/4)

AP-VC200 Video Conference Equipment



# User Interface Menu Structure (4/4)

AP-VC200 Video Conference Equipment







# Thank you!

**AddPac Technology Co., Ltd.**  
Sales and Marketing

Phone +82.2.568.3848 (KOREA)

FAX +82.2.568.3847 (KOREA)

E-mail [sales@addpac.com](mailto:sales@addpac.com)