

VoIP Gateway Series

**APOS™ Upgrade with DHCP
(DHCP option 66, 67)**



AddPac

AddPac Technology

Sales and Marketing

www.addpac.com

Contents

- DHCP Option
- DHCP Option Enable (CLI, Smart Web)
- DHCP Message Flow
- Firmware Update Procedure

DHCP Option 66, 67

- DHCP Option
 - Option 66 : TFTP server name
 - Option 67 : Bootfile name

Enable DHCP Option (CLI)

- CLI


```
!  
interface FastEthernet0/0  
ip address dhcp  
ip dhcp unicast  
ip dhcp request option 66  
ip dhcp request option 67  
speed auto  
!
```

Enable DHCP Option (Smart Web)

- HTTP Server
 - System WAN Setup

User name


Password

PPPoE(ADSL) 

(No Authentication)

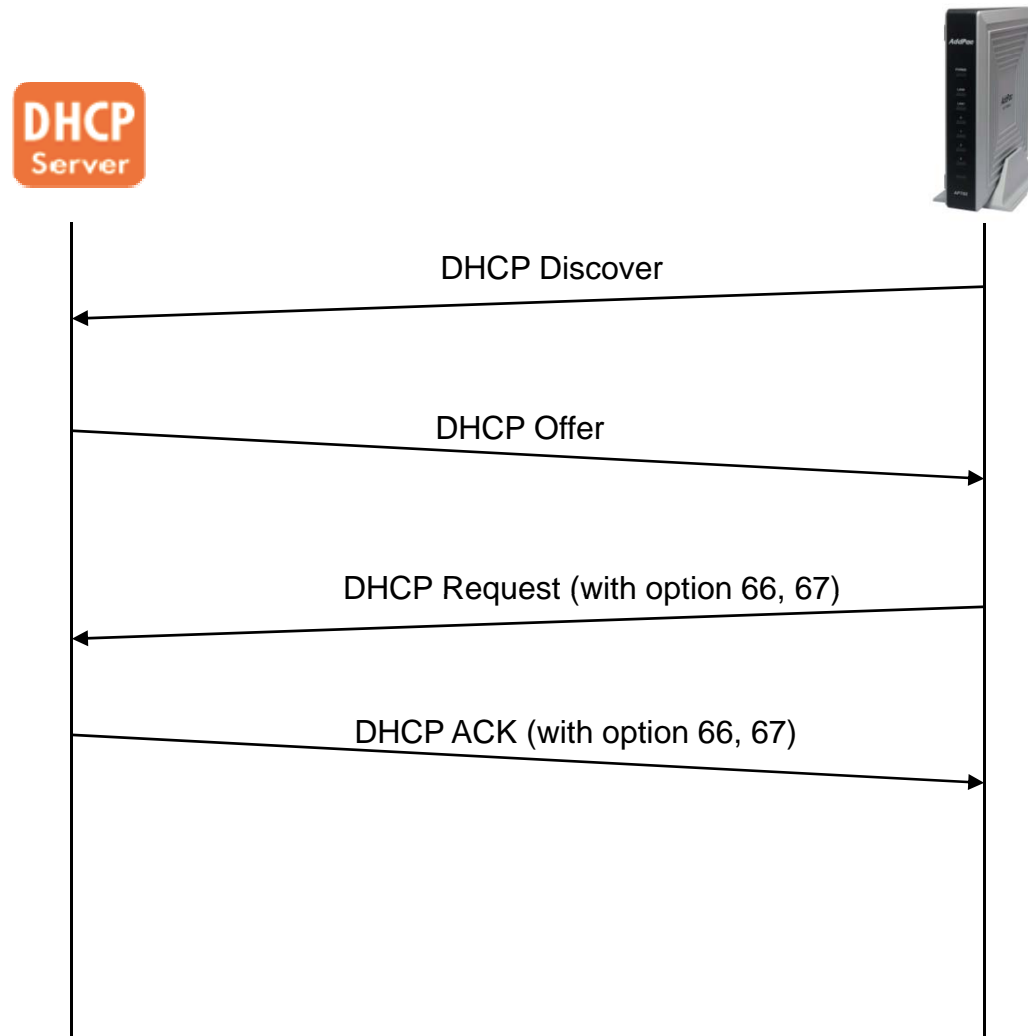
Authentication PAP (PPP Authentication Protocol)

CHAP(Challenge Handshake Authentication Protocol)

DHCP  Enable APOS Download via TFTP (Option 66 and 67)

VLAN ID

DHCP Message Flow



Firmware Update Procedure

- Received DHCP ACK Message
 - Check DHCP Option 66 and 67
 - If option is exist
 - Check Local APOS filename and DHCP option 67 Bootfile name
 - If the name is not same, Start Download via TFTP
 - tftp://Option 66 : TFTP server name / Option 67 : Bootfile name
 - After Download, Reboot System and Restart DHCP Procedure



Thank you!

AddPac Technology Co., Ltd.
Sales and Marketing

Phone +82.2.568.3848 (KOREA)

FAX +82.2.568.3847 (KOREA)

E-mail sales@addpac.com