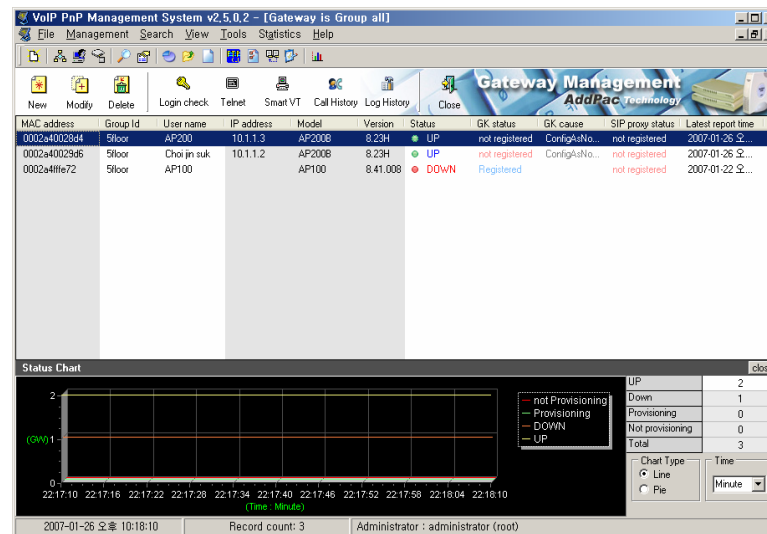




# SmartVT™ (Virtual Terminal)

Advanced Remote Telnet Program  
for Private IP Terminal Control



# AddPac

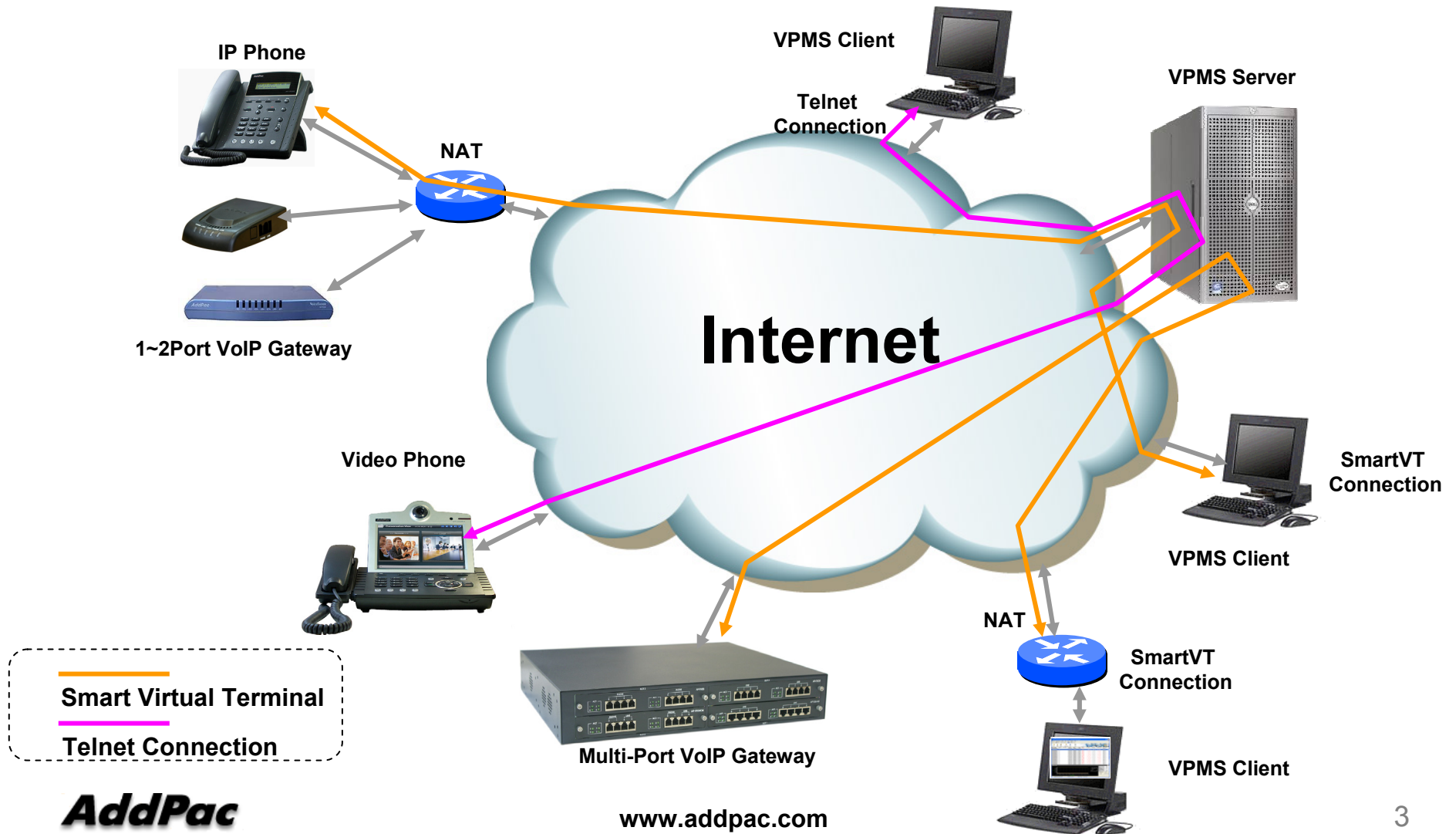
AddPac Technology

Sales and Marketing

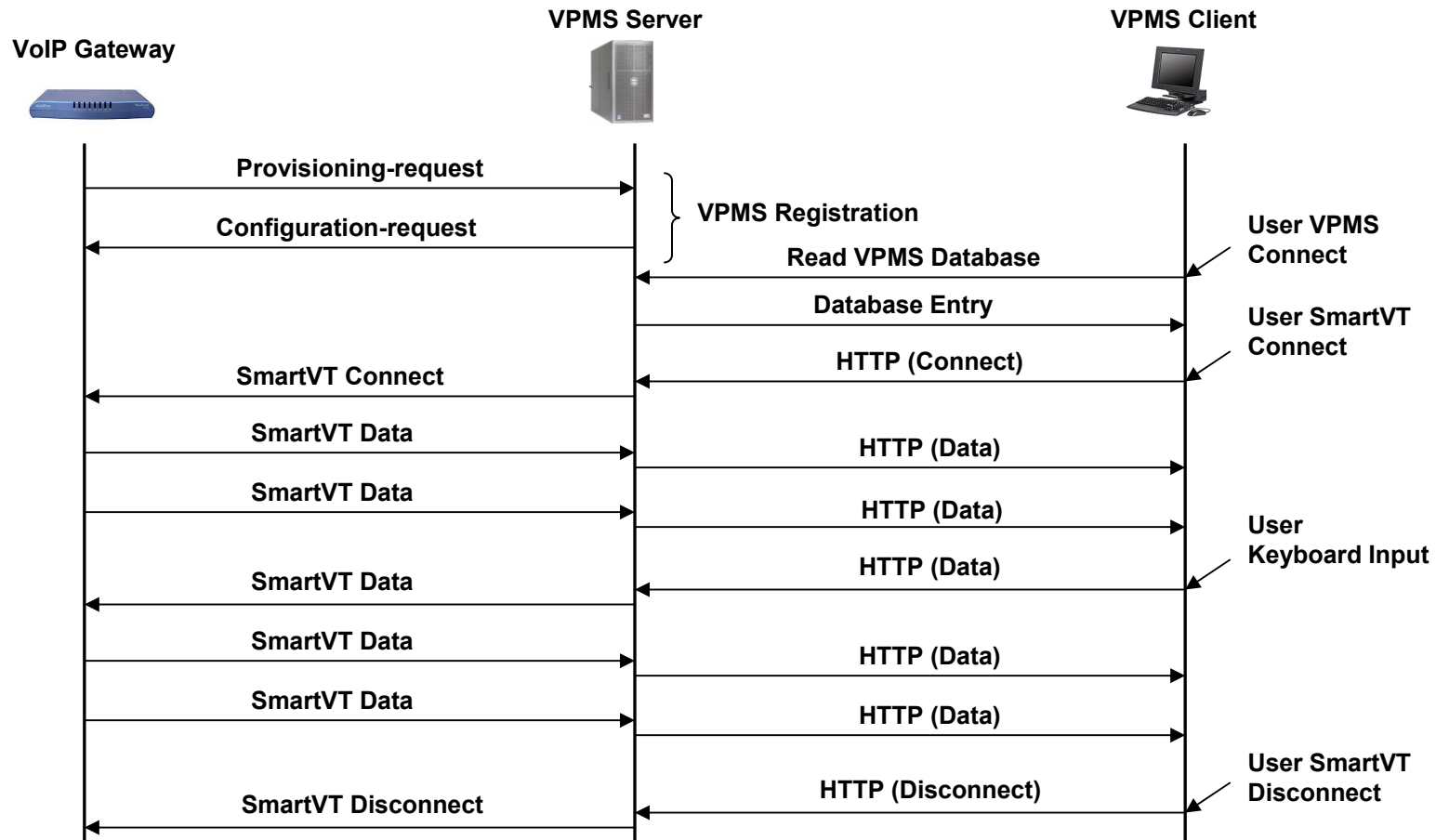
# SmartVT (Virtual Terminal)

- Combined SmartVT with AP-VPMS (VoIP Plug & Play Management System)
- Provide same CLI interface as Telnet or Console
- Support basic MD5 authentication
- Support VoIP Gateway in behind NAT
  - Use VPMS Control Channel
  - Exchange Keep Alive message between VPMS and VoIP GW to maintain UDP connection
  - UDP Message re-transmission
- Support window resize (APOS™ 2.0)
- Support copy-and-paste, logging
- Support user script importing

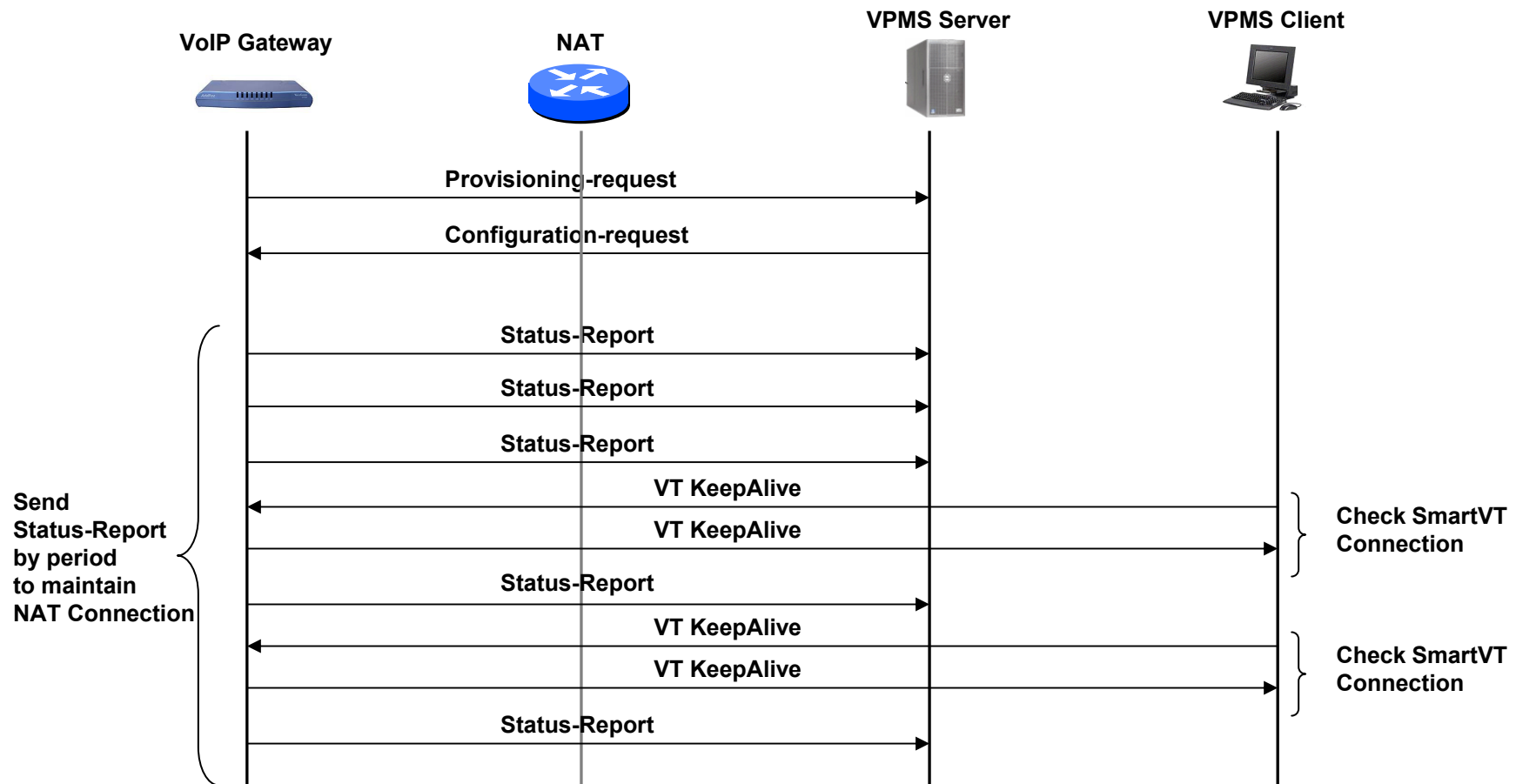
# Network Configuration



# SmartVT Message Flows



# SmartVT NAT Pass-through



# Smart Virtual Terminal ICON in VPMS

The screenshot displays the VoIP PnP Management System v2.5.0.2 interface. The title bar reads "VoIP PnP Management System v2.5.0.2 - [Gateway is Group all]". The menu bar includes "File", "Management", "Search", "View", "Tools", "Statistics", and "Help". The toolbar contains icons for "New", "Modify", "Delete", "Login check", "Telnet", "Smart VT", "Call History", "Log History", and "Close". The "Smart VT" icon, which depicts a computer terminal, is highlighted with a blue dashed border and an orange arrow pointing from the title above. Below the toolbar is a table with columns: "MAC address", "Group Id", "User name", "IP address", "Model", "Version", "Status", "GK status", "GK cause", "SIP proxy status", and "Latest report time".

MAC address	Group Id	User name	IP address	Model	Version	Status	GK status	GK cause	SIP proxy status	Latest report time
0002a40029d4	5floor	AP200	10.1.1.3	AP200B	8.23H	UP	not registered	ConfigAsNo...	not registered	2007-01-26 오...
0002a40029d6	5floor	Choi jin suk	10.1.1.2	AP200B	8.23H	UP	not registered	ConfigAsNo...	not registered	2007-01-26 오...
0002a4ffe72	5floor	AP100		AP100	8.41.008	DOWN	Registered		not registered	2007-01-22 오...

Below the table is a "Status Chart" section. It features a line graph with a legend on the right. The legend includes: "not Provisioning" (red line), "Provisioning" (green line), "DOWN" (orange line), and "UP" (yellow line). The graph shows a green line at level 1 and a red line at level 0. The x-axis is labeled "(Time : Minute)" and ranges from 22:17:10 to 22:18:10. The y-axis is labeled "(GW)" and ranges from 0 to 2. To the right of the graph is a summary table:

Category	Count
UP	2
Down	1
Provisioning	0
Not provisioning	0
Total	3

At the bottom of the interface, there is a status bar showing the date and time "2007-01-26 오후 10:18:10", the "Record count: 3", and the user "Administrator : administrator (root)".

# Smart Virtual Terminal

The screenshot displays the VoIP PnP Management System v2.5.0.2 interface. The main window is titled "Smart Virtual Terminal" and shows a terminal session with the following configuration for an AP200:

```
AP200# show run
!
version 8.23H
!
hostname AP200
!
no bridge spanning-tree
!
dhcp-list 0 type server
dhcp-list 0 address server interface ether0.0
dhcp-list 0 option dhcp-lease-time 600
!
dhcp-list 1 type server
dhcp-list 1 address server 10.1.1.2 10.1.1.126 255.255.255.128
!
ip-share enable
ip-share interface net-side ether0.0
ip-share interface local-side ether1.0
!
interface ether0.0
 ip address dhcp
-- more --
10.1.1.3
```

The interface also includes a "Status Chart" showing a line graph with a value of 1.0 and a "Gateway Management" section with a table of gateway status:

Status	Latest report time
ed	2007-01-26 20...
ed	2007-01-26 20...
ed	2007-01-22 20...

At the bottom of the interface, the date is 2007-01-26 오후 10:19:17, the record count is 3, and the administrator is administrator (root).



# Thank you!

**AddPac Technology Co., Ltd.**  
Sales and Marketing

Phone +82.2.568.3848 (KOREA)

FAX +82.2.568.3847 (KOREA)

E-mail [sales@addpac.com](mailto:sales@addpac.com)