



AP-VP350™

MCU Video Phone

High Performance Broadband Convergence Network
MCU Video Phone Solution

User Interface Menu Structure



AddPac

AddPac Technology

Sales and Marketing

www.addpac.com

User Interface Features

AP-VP350 MCU Video Phone

- **Support full color Graphic User Interface**
 - You won't be able to take your eyes off it.
 - See the main menu and in living color vibrant touch-screen display.
- **Multi-language**
 - Choose the display language you prefer
- **Manage Your Calls**
 - Establish an phone book of up to 50 entries
 - Retrieve call logs for last 50 incoming or outgoing or missed calls.
 - Take calls quickly with auto-answer function
- **Ease to use network setup**
 - One touch interface reduces the time, expense, and expertise required to keep up
- **Advanced Setup & Control (CLI: Command Line Interface) via Telnet or RS-232C**

Overview AP-VP350 Menu(1/2)

AP-VP350 MCU Video Phone

- **Phone Book**
 - Save and Search Phone Number
- **ToolBox**
 - Date & time, Save and Initialize Video Phone configure, select Ring Sound, Language, etc.
- **AV Setup**
 - Configure Audio and Video Input/Output
 - Volume, Display, Codec, Bandwidth, Audio and Video Input/Output
- **Network & Call**
 - Configure Network Settings
 - IPv4, IPv6, Service (ftp, telnet, SNMP)
 - SIP protocol, H.323 protocol for VoIP
 - Call Forward, Auto Response etc.

Overview VP350MCU Menu(2/2)

AP-VP350 MCU Video Phone

➤ **Application**

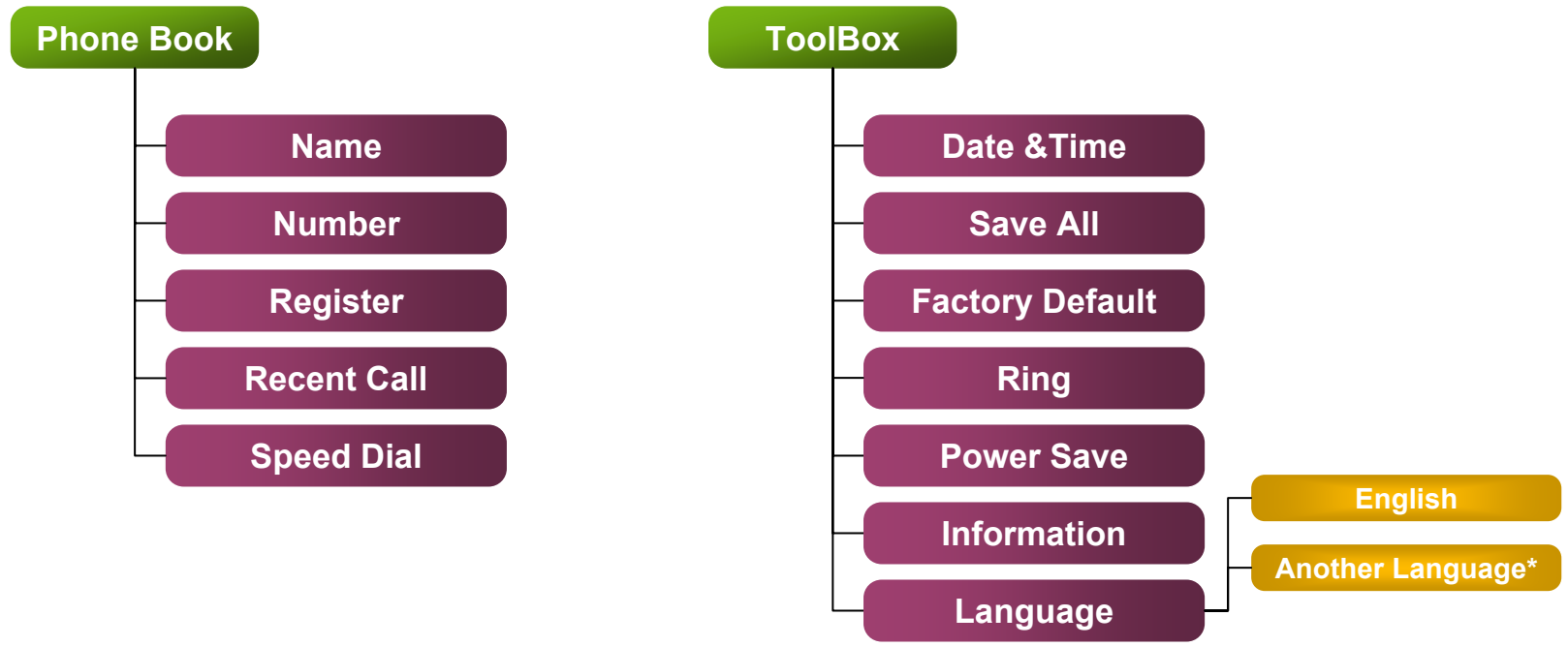
- **VoD** : Video On Demand Service
- **File Browser** : Look over files in Video Phone and USB device (by synchronize with USB)
- **Document Share** : Run Document Share when Video Call Connected
- **Voice Mail** : Get Voice Message when deployed on AddPac IP-PBX system
- **SMS** : Send, Receive, Forward, Save Short Messages
- **Conference**
 - Two types of Conference Call (Meet-me, Dial-in Conference)
 - View Conference List, Participants' Information
 - View and Control Conference participants' floor, layout, authority etc.

➤ **Remote Setup**

- Bandwidth, Codec, Remote Controller Permission Setup

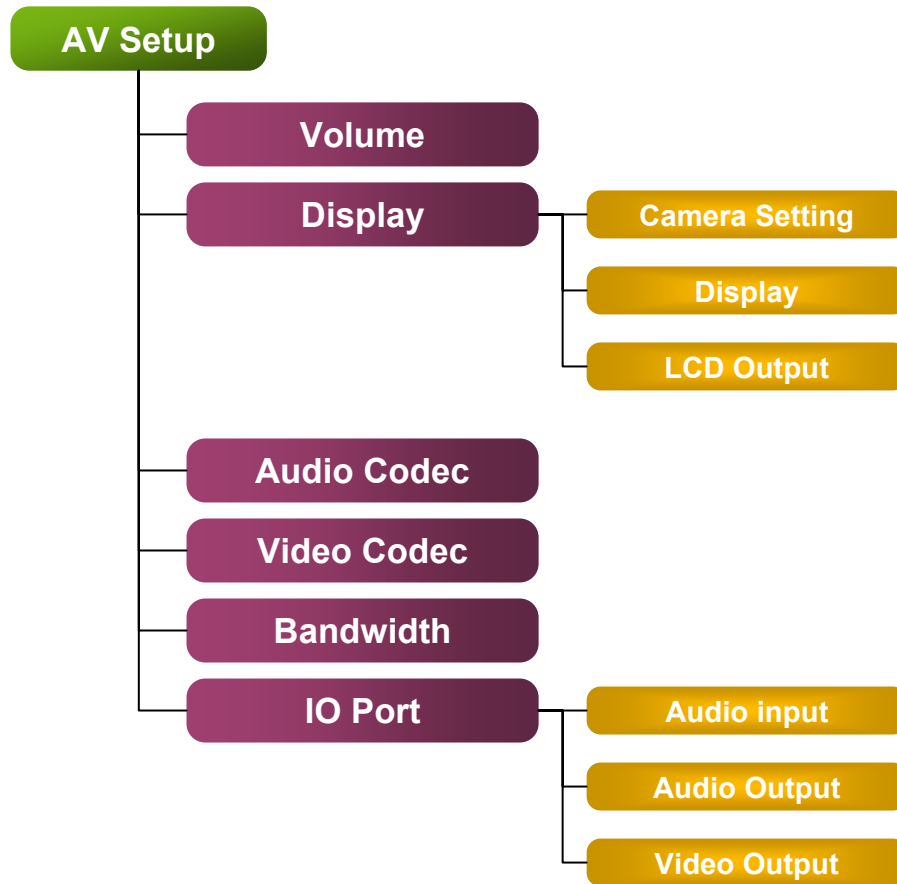
User Interface Menu Structure (1/4)

AP-VP350MCU Video Phone



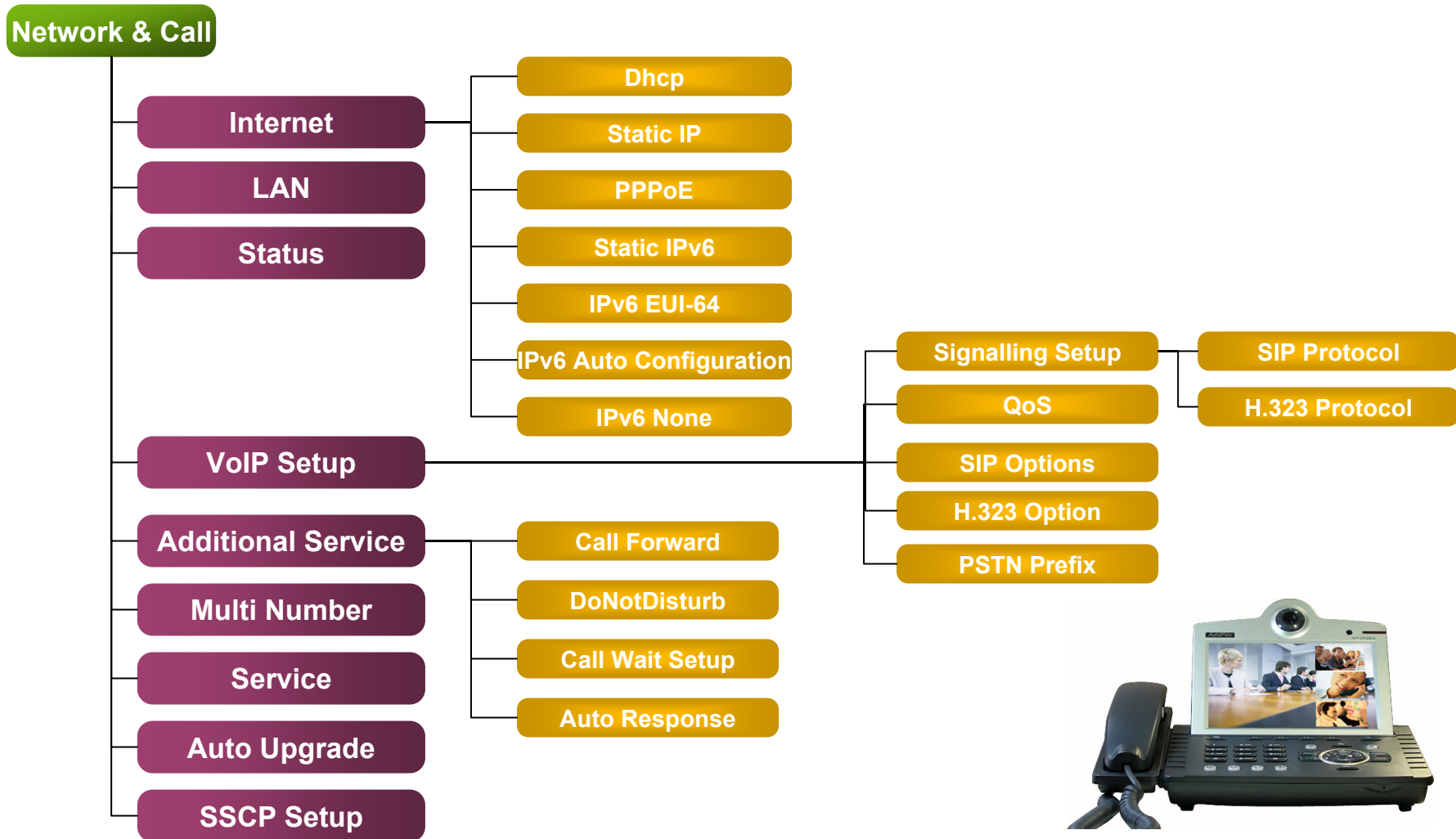
User Interface Menu Structure (2/4)

AP-VP350 MCU Video Phone



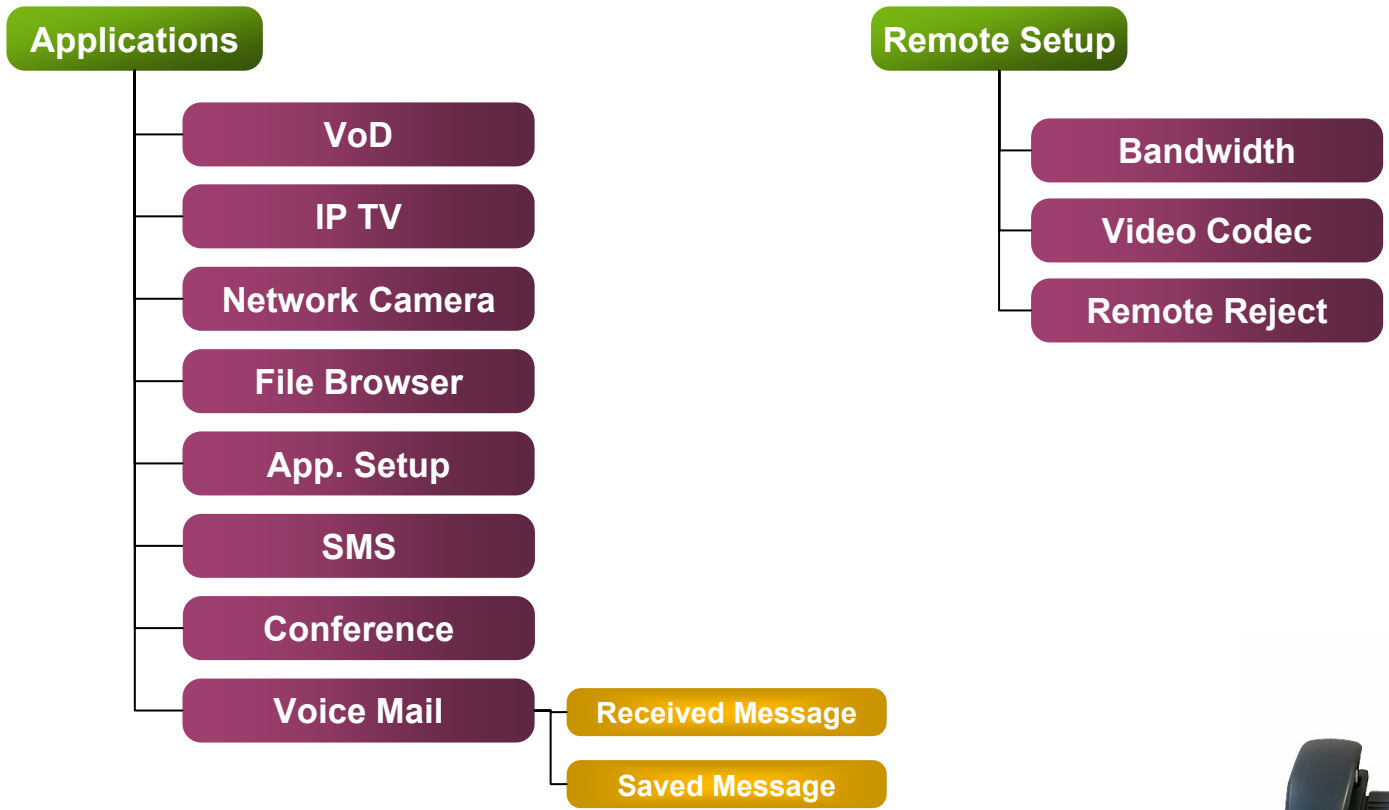
User Interface Menu Structure (3/4)

AP-VP350 MCU Video Phone



User Interface Menu Structure (4/4)

AP-VP350 MCU Video Phone



AP-VP350 Video Phone

Thank you!

AddPac Technology Co., Ltd.
Sales and Marketing

Phone +82.2.568.3848 (KOREA)

FAX +82.2.568.3847 (KOREA)

E-mail sales@addpac.com