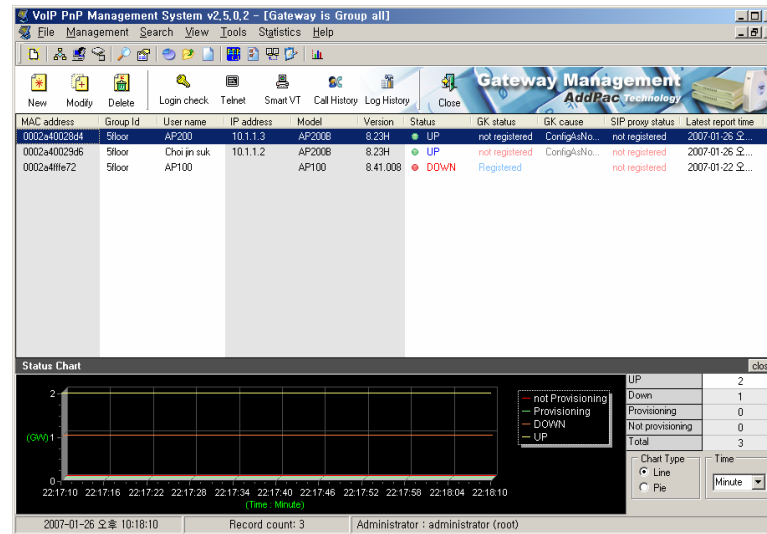




# SmartVT™ (Virtual Terminal)

Advanced Remote Telnet Program  
for Private IP Terminal Control



# AddPac

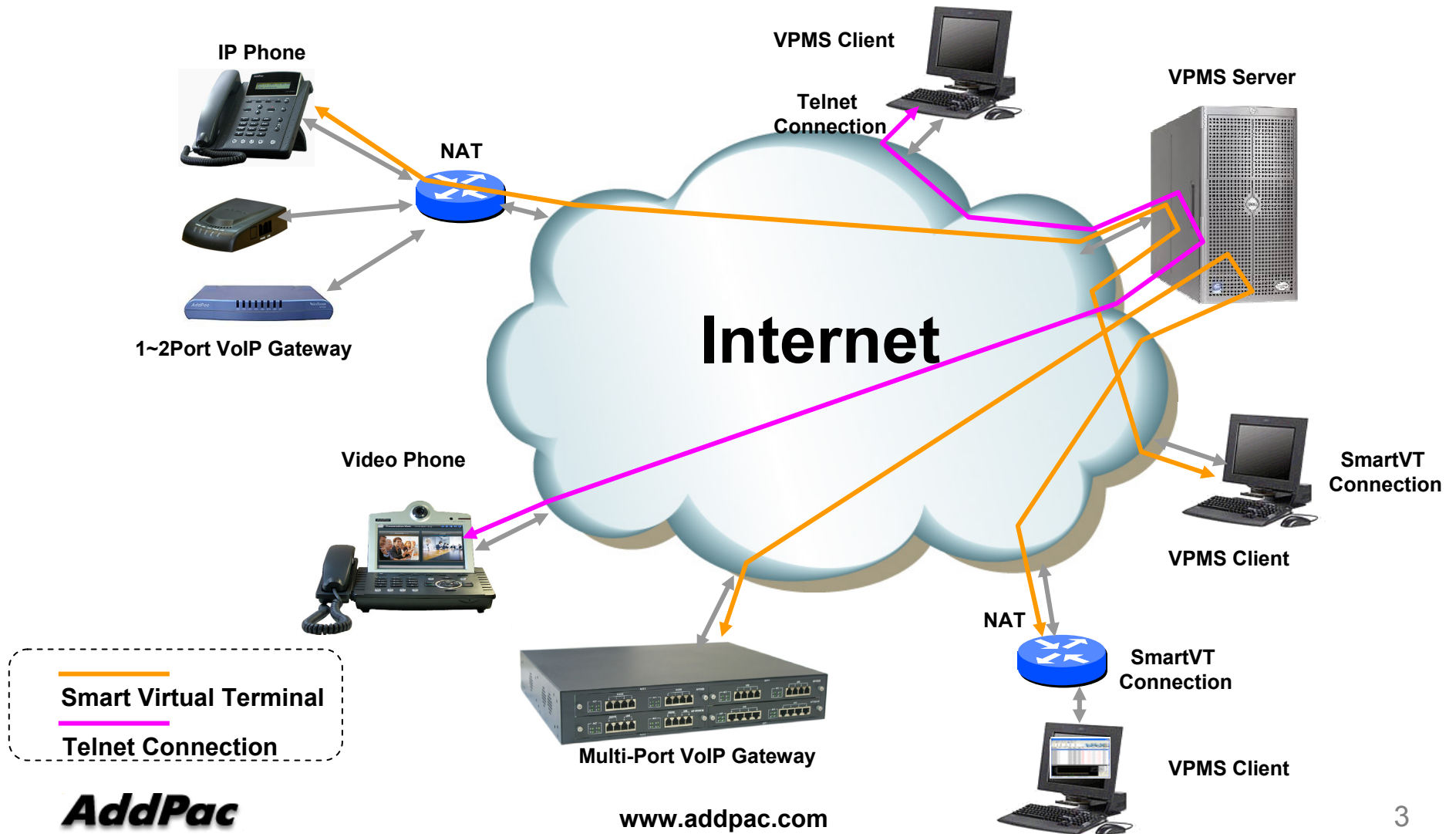
AddPac Technology

Sales and Marketing

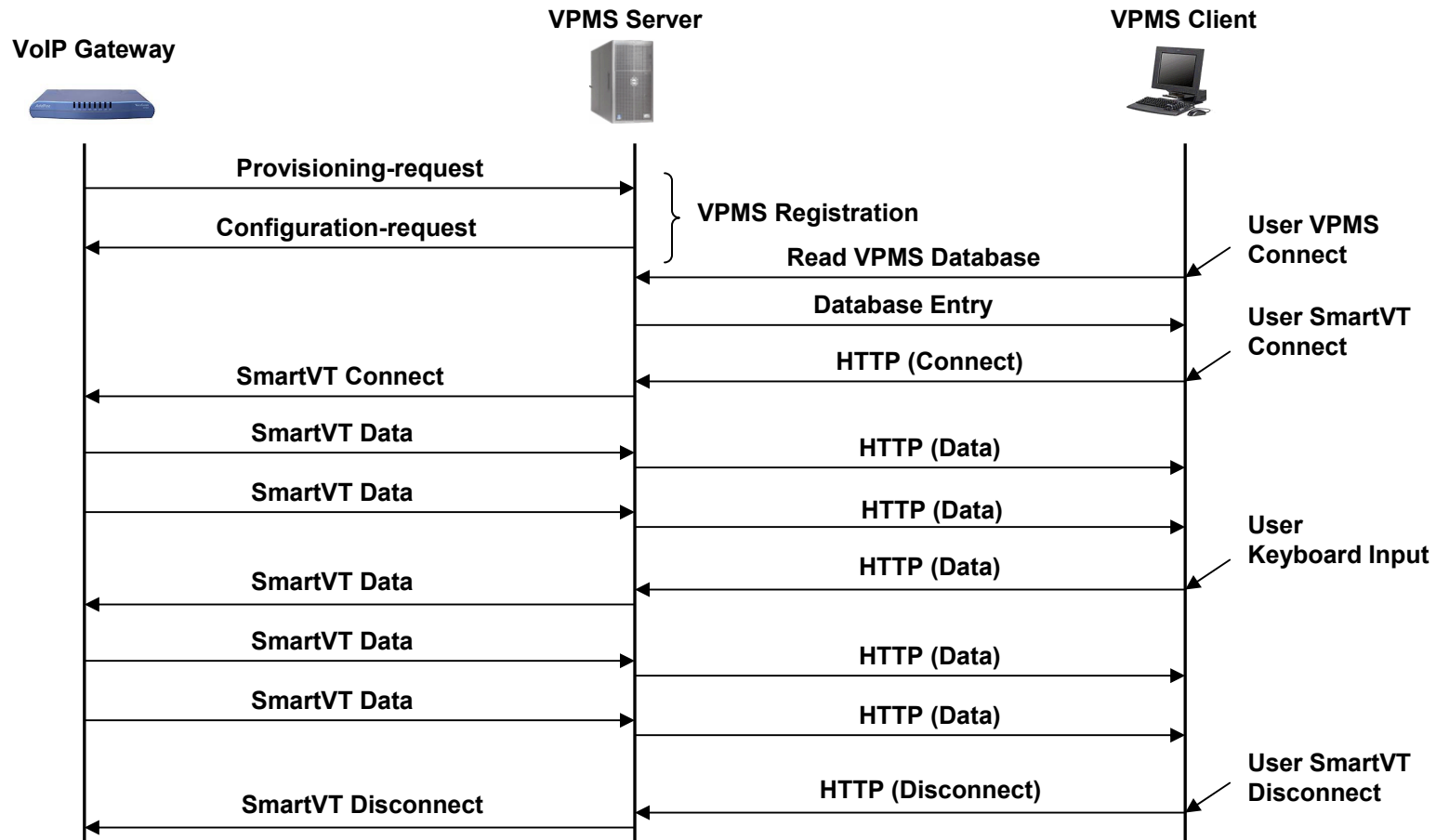
# SmartVT (Virtual Terminal)

- Combined SmartVT with AP-VPMS (VoIP Plug & Play Management System)
- Provide same CLI interface as Telnet or Console
- Support basic MD5 authentication
- Support VoIP Gateway in behind NAT
  - Use VPMS Control Channel
  - Exchange Keep Alive message between VPMS and VoIP GW to maintain UDP connection
  - UDP Message re-transmission
- Support window resize (APOS™ 2.0)
- Support copy-and-paste, logging
- Support user script importing

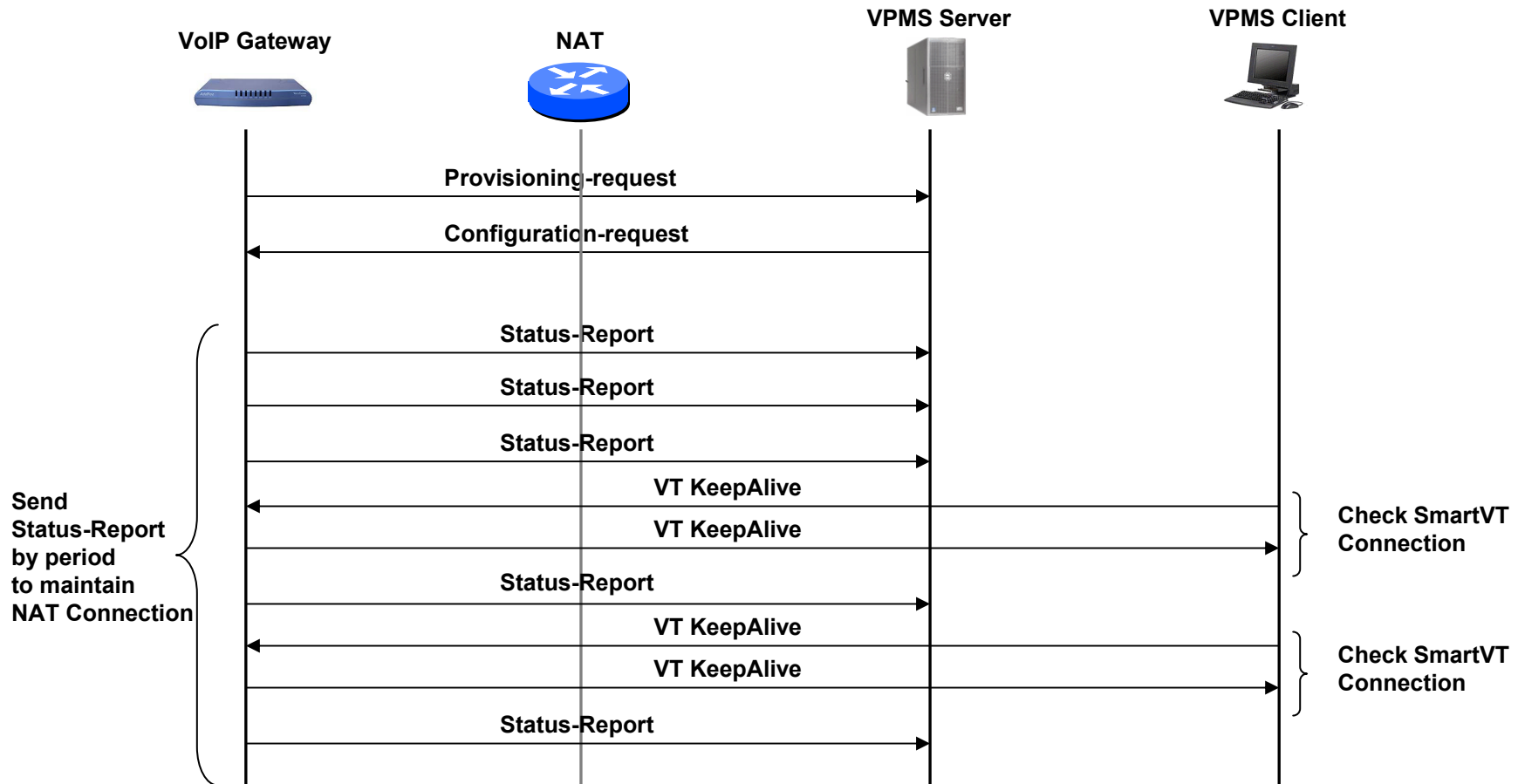
# Network Configuration



# SmartVT Message Flows



# SmartVT NAT Pass-through



# Smart Virtual Terminal ICON in VPMS

The screenshot displays the VoIP PnP Management System v2.5.0.2 interface. The title bar reads "VoIP PnP Management System v2.5.0.2 - [Gateway is Group all]". The menu bar includes "File", "Management", "Search", "View", "Tools", "Statistics", and "Help". The toolbar contains icons for "New", "Modify", "Delete", "Login check", "Telnet", "Smart VT", "Call History", "Log History", and "Close". The "Smart VT" icon, which depicts a computer terminal, is highlighted with a blue dashed box and an orange arrow pointing from the title above. Below the toolbar is a table with columns: "MAC address", "Group Id", "User name", "IP address", "Model", "Version", "Status", "GK status", "GK cause", "SIP proxy status", and "Latest report time".

| MAC address  | Group Id | User name    | IP address | Model  | Version  | Status | GK status      | GK cause      | SIP proxy status | Latest report time |
|--------------|----------|--------------|------------|--------|----------|--------|----------------|---------------|------------------|--------------------|
| 0002a40029d4 | 5floor   | AP200        | 10.1.1.3   | AP200B | 8.23H    | UP     | not registered | ConfigAsNo... | not registered   | 2007-01-26 오...    |
| 0002a40029d6 | 5floor   | Choi jin suk | 10.1.1.2   | AP200B | 8.23H    | UP     | not registered | ConfigAsNo... | not registered   | 2007-01-26 오...    |
| 0002a4ffe72  | 5floor   | AP100        |            | AP100  | 8.41.008 | DOWN   | Registered     |               | not registered   | 2007-01-22 오...    |

Below the table is a "Status Chart" section. It features a line graph with a legend on the right. The legend includes: "not Provisioning" (red), "Provisioning" (green), "DOWN" (orange), and "UP" (yellow). The graph shows a green line at level 1 and a red line at level 0. The x-axis is labeled "(Time : Minute)" and ranges from 22:17:10 to 22:18:10. The y-axis is labeled "(GW)" and ranges from 0 to 2. To the right of the graph is a summary table:

| Category         | Count |
|------------------|-------|
| UP               | 2     |
| Down             | 1     |
| Provisioning     | 0     |
| Not provisioning | 0     |
| Total            | 3     |

At the bottom of the interface, there is a status bar showing the date and time "2007-01-26 오후 10:18:10", the "Record count: 3", and the user "Administrator : administrator (root)".

# Smart Virtual Terminal

The screenshot displays the VoIP PnP Management System v2.5.0.2 interface. The main window is titled "Gateway Management" and includes a menu bar (File, Management, Search, View, Tools, Statistics, Help) and a toolbar with icons for New, Modify, Delete, Login check, Telnet, Smart VT, Call History, Log History, and Close. A table on the left lists MAC addresses and Group IDs for three devices on the 5th floor. The "Smart Virtual Terminal" window is open, showing a terminal session with the command "show run" and its output, which includes DHCP server configurations and interface settings for ether0.0 and ether1.0. A "Status Chart" is visible in the bottom-left corner, showing a line graph with a red line and a green line, with a label "(GW)1" and a time axis from 22:18:17 to 22:19:17. The bottom status bar shows the date "2007-01-26 오후 10:19:17", "Record count: 3", and "Administrator : administrator (root)".

| MAC address  | Group Id |
|--------------|----------|
| 0002a40028d4 | 5floor   |
| 0002a40029d6 | 5floor   |
| 0002a4ffe72  | 5floor   |

```
AP200# show run
!
version 8.23H
!
hostname AP200
!
no bridge spanning-tree
!
dhcp-list 0 type server
dhcp-list 0 address server interface ether0.0
dhcp-list 0 option dhcp-lease-time 600
!
dhcp-list 1 type server
dhcp-list 1 address server 10.1.1.2 10.1.1.126 255.255.255.128
!
ip-share enable
ip-share interface net-side ether0.0
ip-share interface local-side ether1.0
!
interface ether0.0
 ip address dhcp
-- more --
10.1.1.3
```



# Thank you!

**AddPac Technology Co., Ltd.**  
Sales and Marketing

Phone +82.2.568.3848 (KOREA)

FAX +82.2.568.3847 (KOREA)

E-mail [sales@addpac.com](mailto:sales@addpac.com)