



# AP-WP100™ Wi-Fi IP Phone

High Performance Wi-Fi IP Phone Solution

## User Interface Menu Structure



**AddPac**

**AddPac Technology**

2009, Sales and Marketing

# User Interface Menu Structure (1/4)

AP-WP100 Wi-Fi IP Phone



## 1. PHONE BOOK

- 1. Search
- 2. Add Contact
- 3. Groups
- 4. Speed Dial

## 2. Message

- 1. New Message
- 2. InBox
- 3. OutBox
- 4. Saved
- 5. SMS Setting

## 3. Organizer

- 1. Alarm
- 2. Calendar

## 4. Display

- 1. Set Lighting
- 2. Background Image
- 3. Language
- 4. Menu Type

## 5. Sound

- 1. Volumes
- 2. Bell Sound
- 3. Button Tone
- 4. Bell/Vibration

## 6. Call Setting

- 1. Auto Area code

## 7. System Setting

- 1. Search WiFi
- 2. Profile Setup
- 3. VoIP Setup
- 4. Audio Codec
- 5. Menu Lock
- 6. Password
- 7. Phonebook Reset
- 8. Factory Default

## 8. Phone Info

- 1. Network Info
- 2. WiFi Status
- 3. My Phone Number
- 4. Firmware Ver..

# User Interface Menu Structure

AP-WP100 Wi-Fi IP Phone



## ► Main Menu UI

->



Information Status	
	Wi-Fi Antenna Status
	SIP Registration Status
	Alarm
	Vibration (vibration/bell/vibration, bell/ no sound/etiquette)
	SMS (Short Message Service)
	Lock
	Battery Status
	Date / a day of the week / Time

# User Interface Menu Structure

AP-WP100 Wi-Fi IP Phone



## ► Main Menu UI

->

1.Phone Book / 2.Message / 3.Organizer / 4.Display / 5.Sound / 6.Call Setting / 7 System Setting / 8.Phone Information



# User Interface Menu Structure

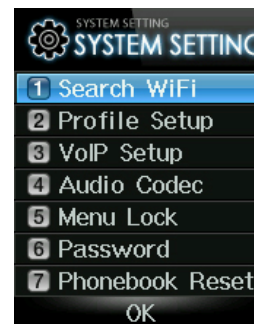
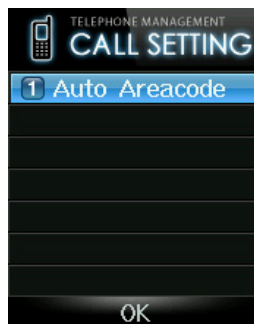
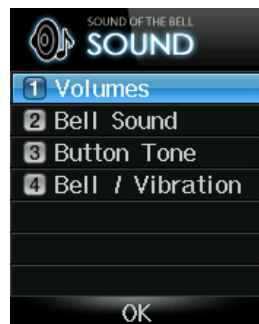
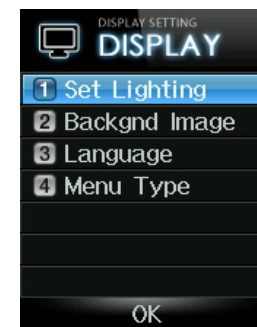
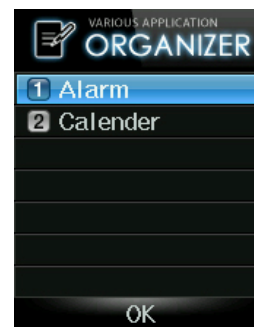
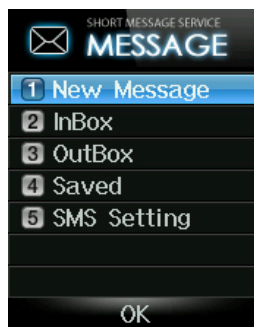
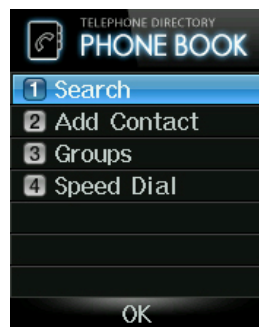
AP-WP100 Wi-Fi IP Phone



## ► Sub Menu UI

->

1.Phone Book / 2.Message / 3.Organizer / 4.Display / 5.Sound / 6.Call Setting / 7 System Setting / 8.Phone Information



# User Interface Menu Structure

AP-WP100 Wi-Fi IP Phone



## ► Phone Book UI

->



1. PHONE BOOK



# User Interface Menu Structure

AP-WP100 Wi-Fi IP Phone

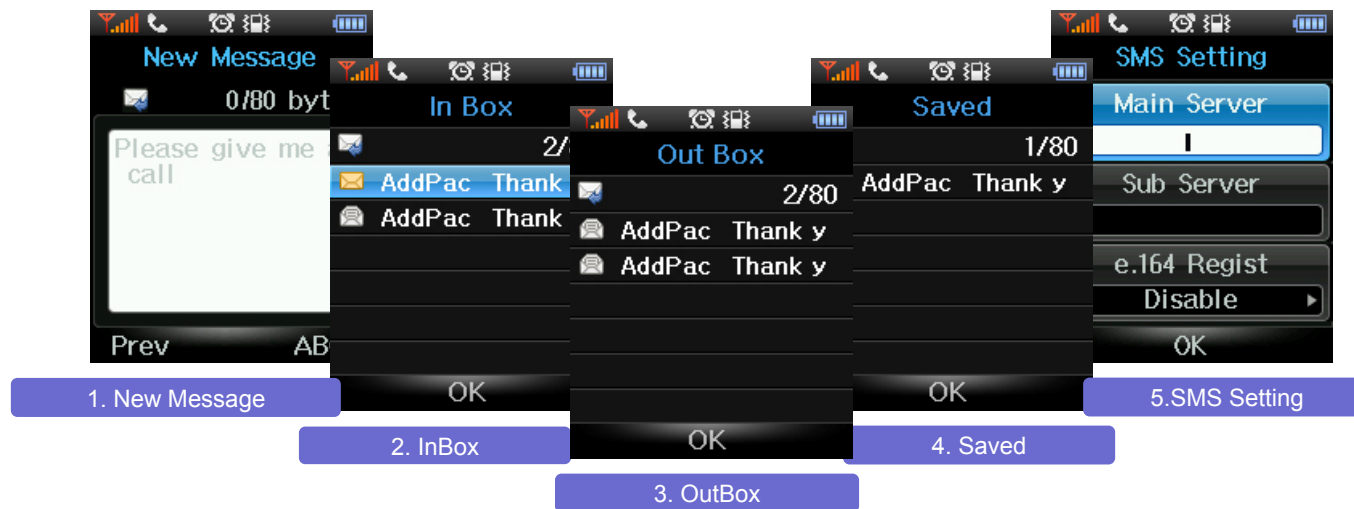


## ► Message UI

->



2. Message



# User Interface Menu Structure

AP-WP100 Wi-Fi IP Phone

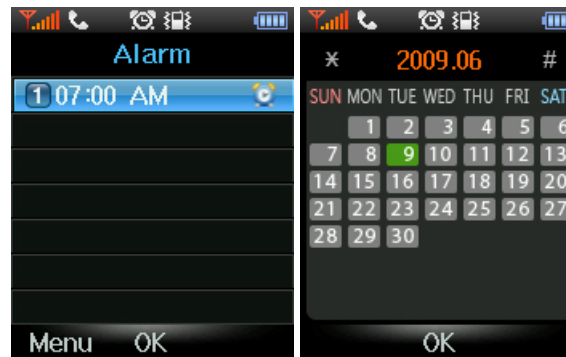


## ► Organizer UI

->



3. Organizer



1. Alarm

2. Calendar



# User Interface Menu Structure

AP-WP100 Wi-Fi IP Phone

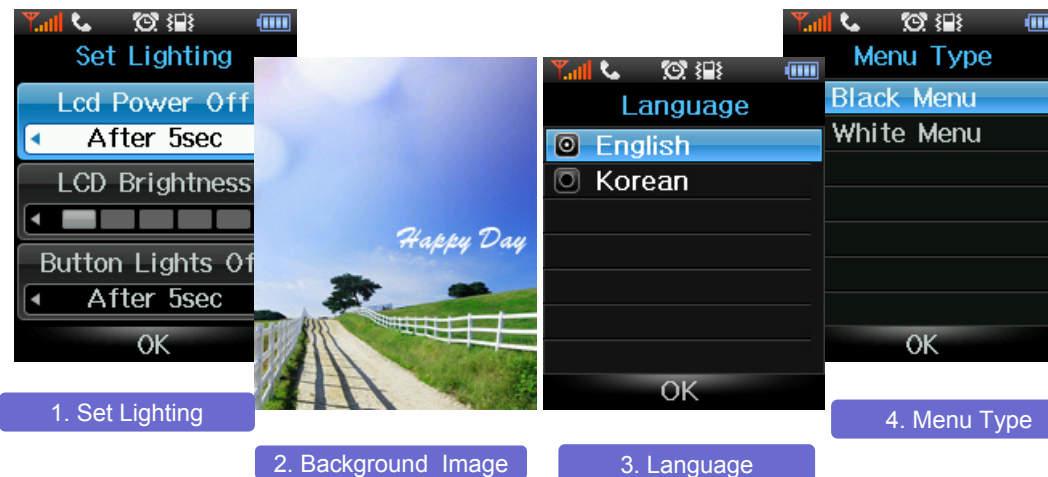


## ► Display UI

->



4. Display



# User Interface Menu Structure

AP-WP100 Wi-Fi IP Phone

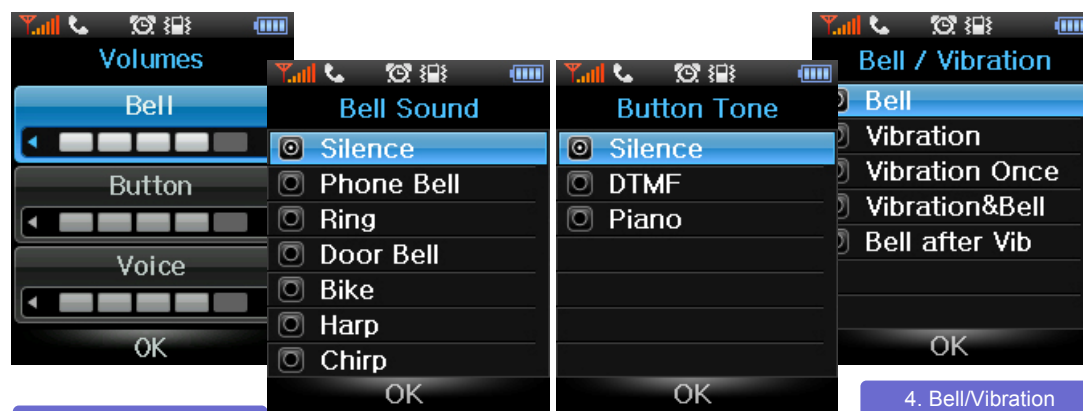


## ► Sound UI

->



5. Sound



1. Volumes

2. Bell Sound

3. Button Tone

4. Bell/Vibration

# User Interface Menu Structure

AP-WP100 Wi-Fi IP Phone

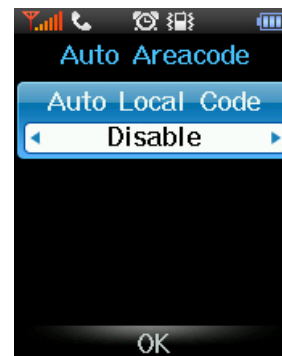


## ► Call Setting UI

->



6. Call Setting



1. Auto Area code

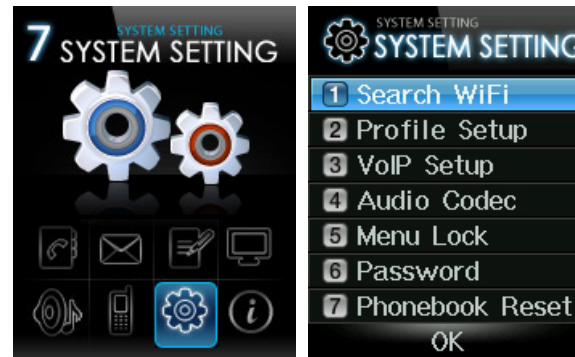
# User Interface Menu Structure

AP-WP100 Wi-Fi IP Phone



## ► System Setting UI

->



# User Interface Menu Structure

AP-WP100 Wi-Fi IP Phone



## ► Phone Info UI

->



8. Phone Info



1. Network Info

2. WiFi Status

3. My Phone Number

4. Firmware Ver.

# User Interface Menu Structure


AP-WP100 Wi-Fi IP Phone



## ► Phone Info UI

->

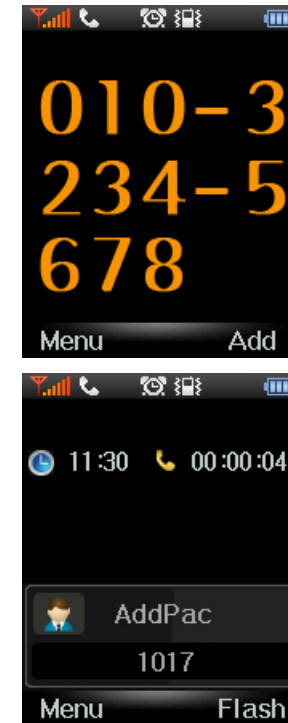
Volume Control



(OSD display when volume control)



(OSD at conversation mode)



# AP-WP100 Wi-Fi IP Phone

# Thank you!

**AddPac Technology Co., Ltd.**  
Sales and Marketing

Phone +82.2.568.3848 (KOREA)

FAX +82.2.568.3847 (KOREA)

E-mail [sales@addpac.com](mailto:sales@addpac.com)