

# Long Cable Antenna Solution (Smart Hub for ZigBee/Zwave Sensor Devices)



***AddPac***

**AddPac Technology**


2015, Sales and Marketing

[www.addpac.com](http://www.addpac.com)




# Contents

- Smart Hub Antenna
  - AP-SH-ANT0
  - AP-SH-ANT1
  - AP-SH-ANT2
- Smart Hub Antenna Comparison Pictures

# ZigBee/Zwave Antenna Ports

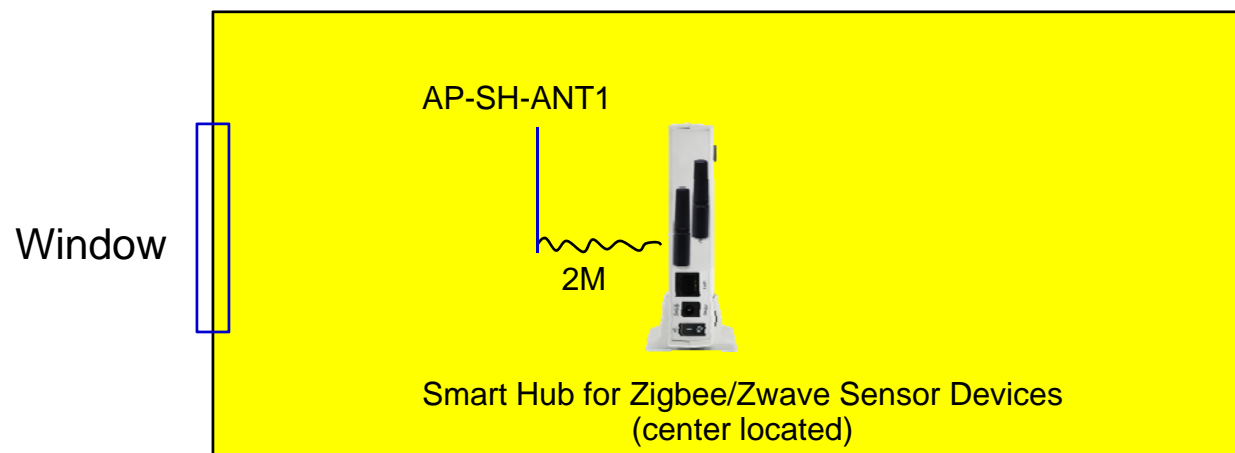
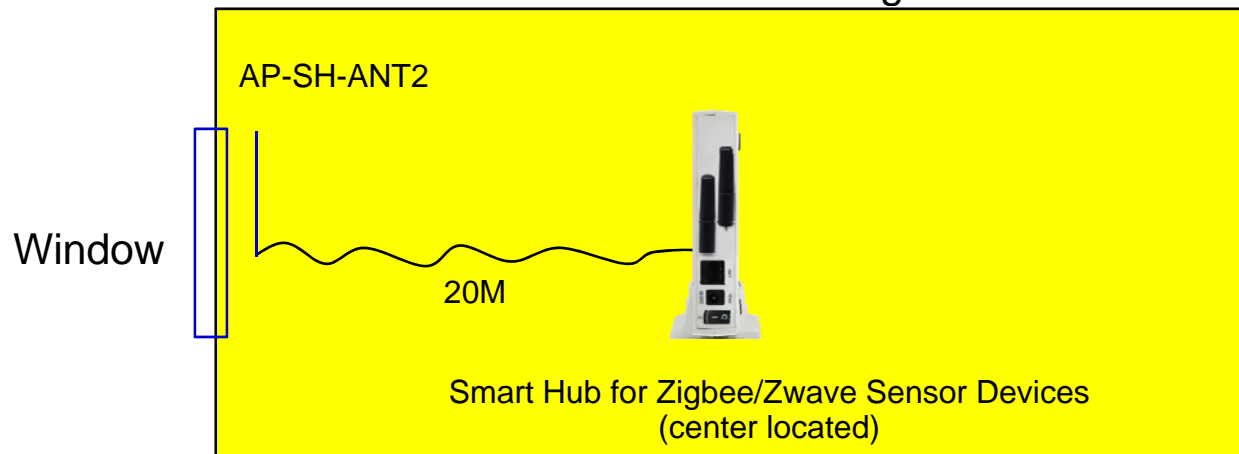


# Smart Hub Antenna Comparison Table

Model	AP-SH-ANT0	AP-SH-ANT1	AP-SH-ANT2
			
Antenna Cable Length	N/A	2M	20M
Antenna Height	108mm	250mm	345mm
Antenna Weight	70g	0.04Kg	0.80Kg

# Smart Hub Installation Environment

Office building



# Smart Hub Antenna Comparison Picture



AP-SH-ANT0

AP-SH-ANT1

AP-SH-ANT2



# Thank you!

**AddPac Technology Co., Ltd.**  
Sales and Marketing

Phone +82.2.568.3848 (KOREA)

FAX +82.2.568.3847 (KOREA)

E-mail [sales@addpac.com](mailto:sales@addpac.com)