

# Direct Call(Speed-Dial) Configuration



**AddPac**

**AddPac Technology**

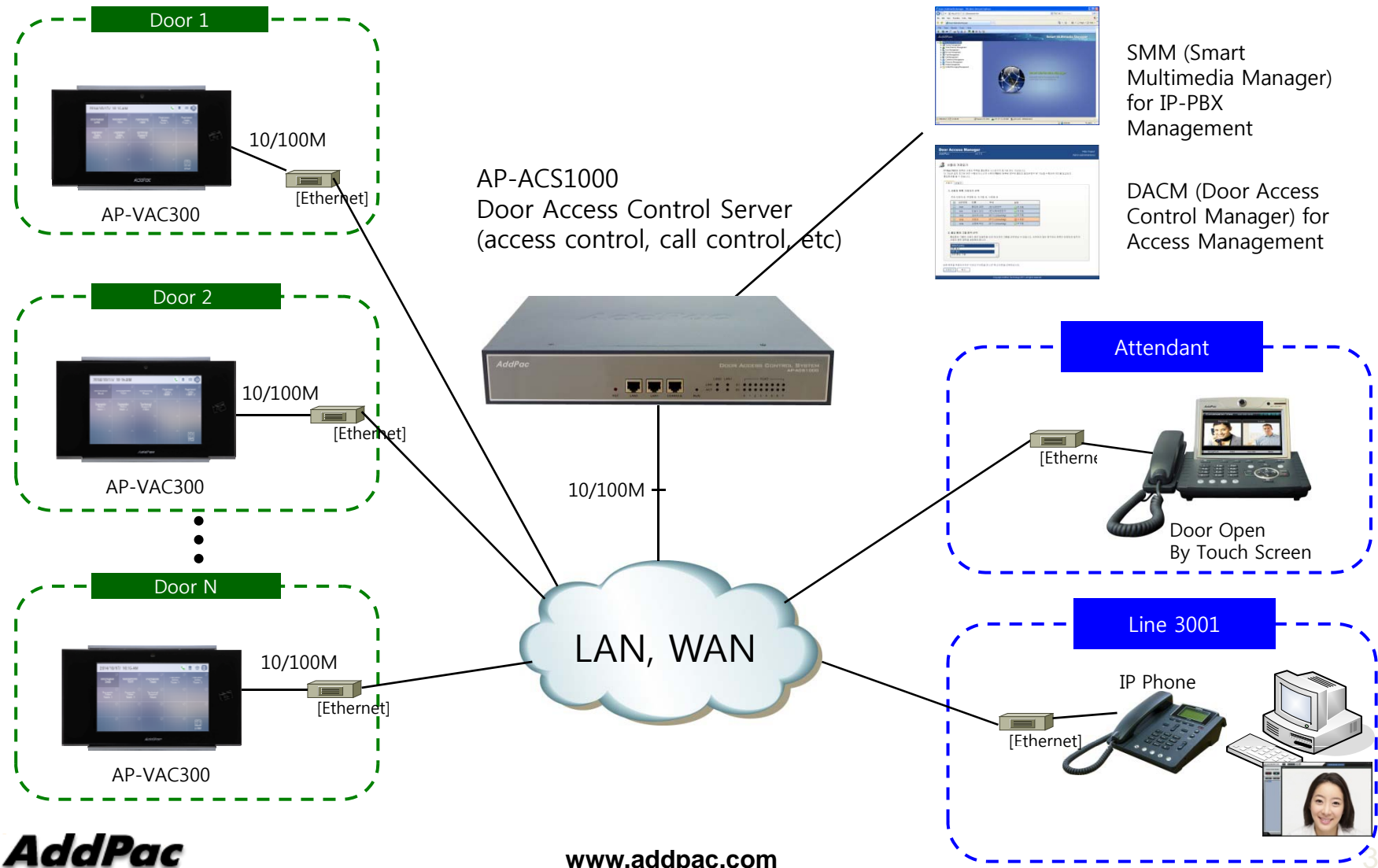
2015, Sales and Marketing

# Contents

- Network Diagram
  - Integrated Door Access Control and Call Control
  - Legacy PBX Environment
  - Legacy IP-PBX Environment
- Direct Call Configuration
  - Smart Web – Speed Dial
- DACS System Message Flow
  - Call Sending for Direct Call

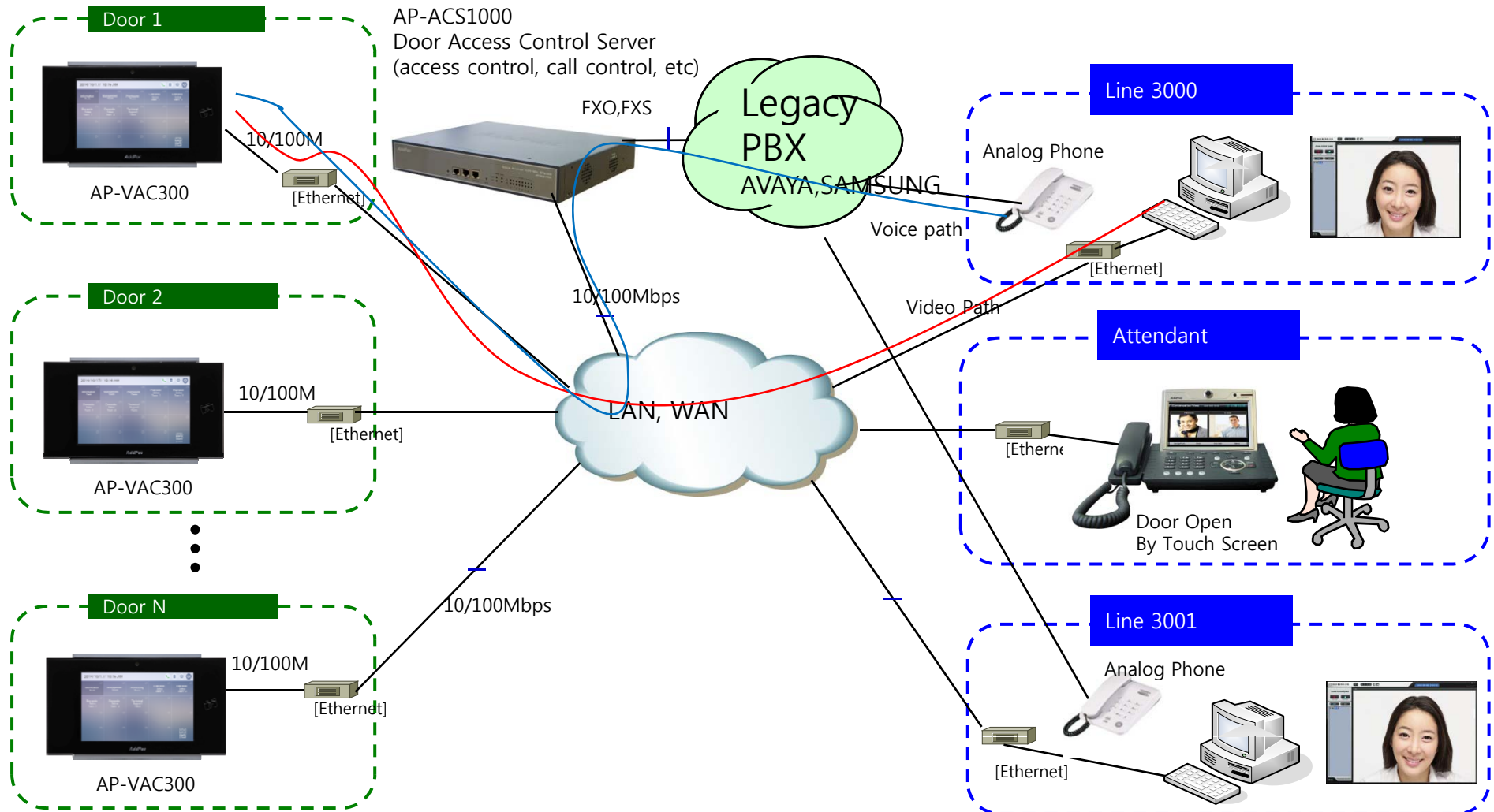
# Network Diagram

## Integrated Door Access Control and Call Control



# Network Diagram

## Legacy PBX Environment

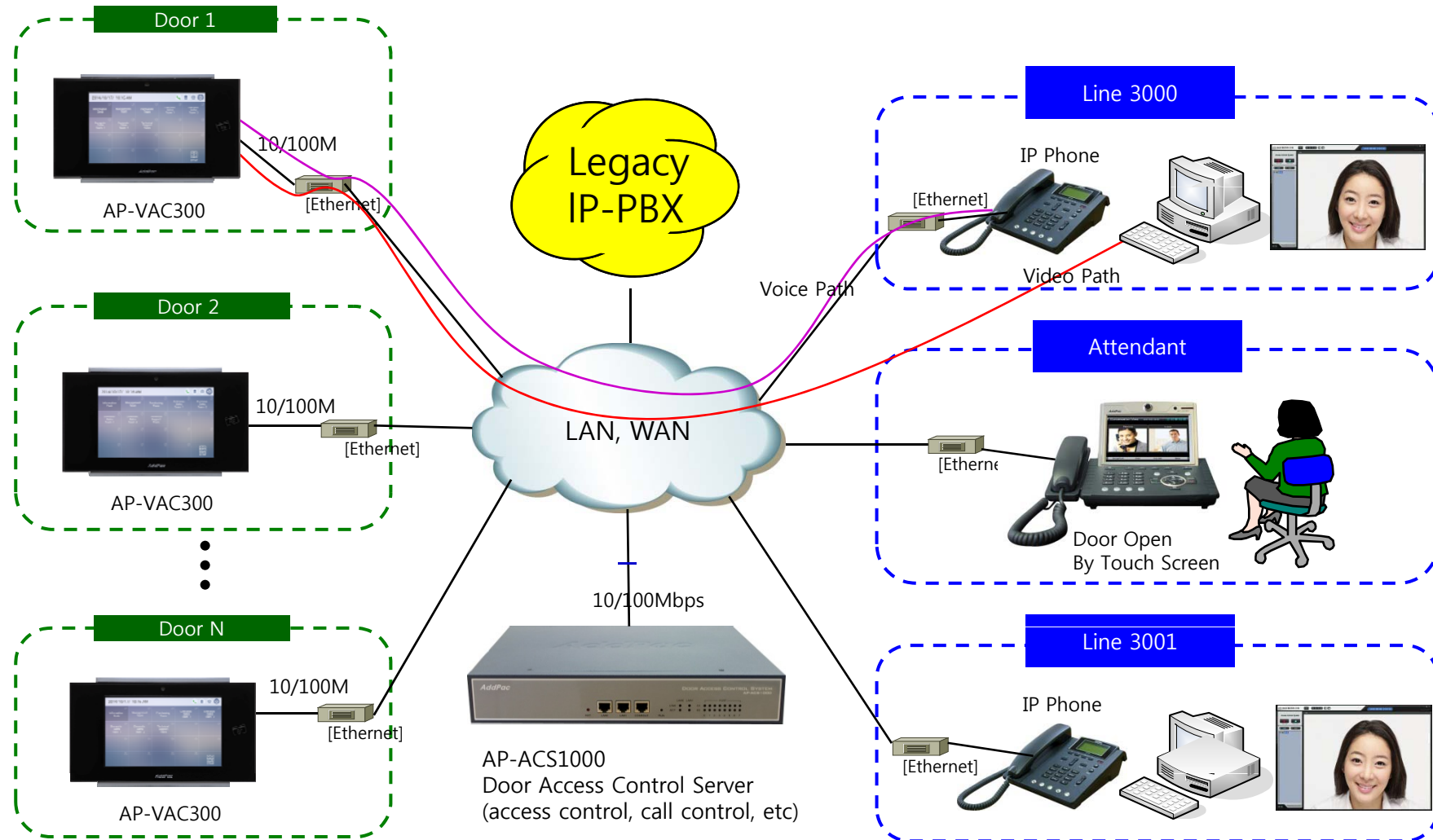


**AddPac**

[www.addpac.com](http://www.addpac.com)

# Network Diagram

## Legacy IP-PBX Environment



# Direct Call Configuration

## Smart Web – Speed Dial(Direct Call)

**Smart Web Manager**  
www.addpac.com

**System**

- Language
- LAN Setup
- System Time
- Display Manager
- File Browser

**Call & Media**

- Server SIP
- Speed Dial**
- Group Dial
- VLC Configuration
- Media
- Simultaneous Call

**Door Access Control**

- Service Control
- Indoor Open Control
- User List
- Card List
- Card Registration
- Log

**Speed Dial**

Speed Button Type:  List  Table  Direct

Direct Call: Text  Dial

No.	Text	Default Image
1	<input type="text" value="grand stream"/>	
2	<input type="text" value="vp500 a"/>	
3	<input type="text" value="linphone"/>	
4	<input type="text"/>	
5	<input type="text"/>	
6	<input type="text"/>	<input type="text" value="Default Image"/>

**Information**

AddPac Technology  
Model : VAC50\_G2  
Type : Server-Client  
DACS : 172.17.114.20(4080)  
DACS Registration : Fail  
SIP : 172.17.114.20(5060)  
SIP Registration : Fail

**Description**

speed dial image, user,

**Speed Button Type**  
Setup the Speed Button Type  
List, Table(Button Map), Direct Call

**Direct Call**  
Able to use Direct Call on Menu Screen  
Text, Dial

# DACS System Message Flow

## Call Sending for Direct Call



AP-VAC300



AP-ACS1000



AP-VP280

1. Call Sending using Direct Call Push Button

INVITE

INVITE

200 OK

200 OK

2. Talk to Visitor and Push Door Open Soft Key(Feature Code)

INFO (DoorOpen)

INFO (DoorOpen)

200 OK

200 OK

3. Send Notification to Server and Save the Event to Local Database



# Thank you!

**AddPac Technology Co., Ltd.**  
Sales and Marketing

Phone +82.2.568.3848 (KOREA)

FAX +82.2.568.3847 (KOREA)

E-mail [sales@addpac.com](mailto:sales@addpac.com)