

AP-VWP150

IP Video Wall PAD

High Performance IP Video Wall PAD Solution

Hardware Option Information



AddPac

AddPac Technology

2015, Sales and Marketing

www.addpac.com

Contents

- AP-VWP150 **Hardware Option** Information
 - Built-In Video Camera Interface
 - Analog Video Door Phone Interface
 - PSTN Interface (Incoming Call, Outgoing Call)
 - Internal SMPS Power
 - WiFi Interface Module
 - RS232/RS485
- AP-VWP100 Overview (example)
 - Product Overview
 - Hardware Specification



Hardware Option Information

Hardware Interface Option	Default Hardware Configuration
Built-In Video Camera	Default : Not Support
Analog Video Door Phone interface	Default : IP Video Door Phone
PSTN Interface	Default : VoIP, SIP signaling
Internal SMPS Power	Default : External Power Adaptor
WiFi Interface	Default : USB Support, WiFi USB Module Not Support
RS232/RS485 Interface	Default : Not Support



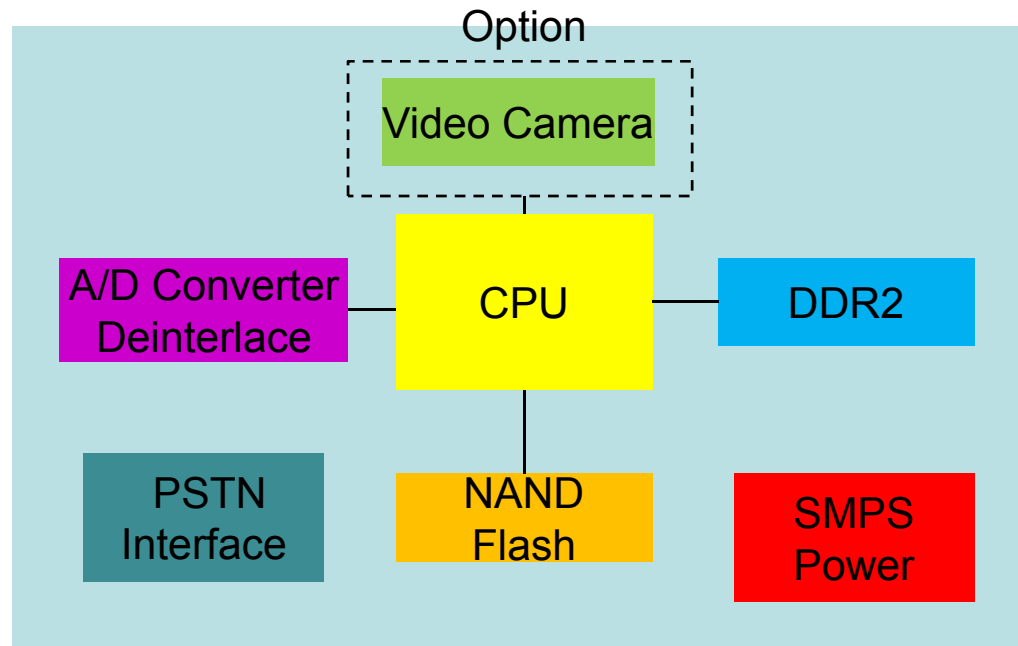
Built-in Video Camera Option

Built-in Video Camera Interface

Built-in Video Camera



Built-in Video Camera Interface

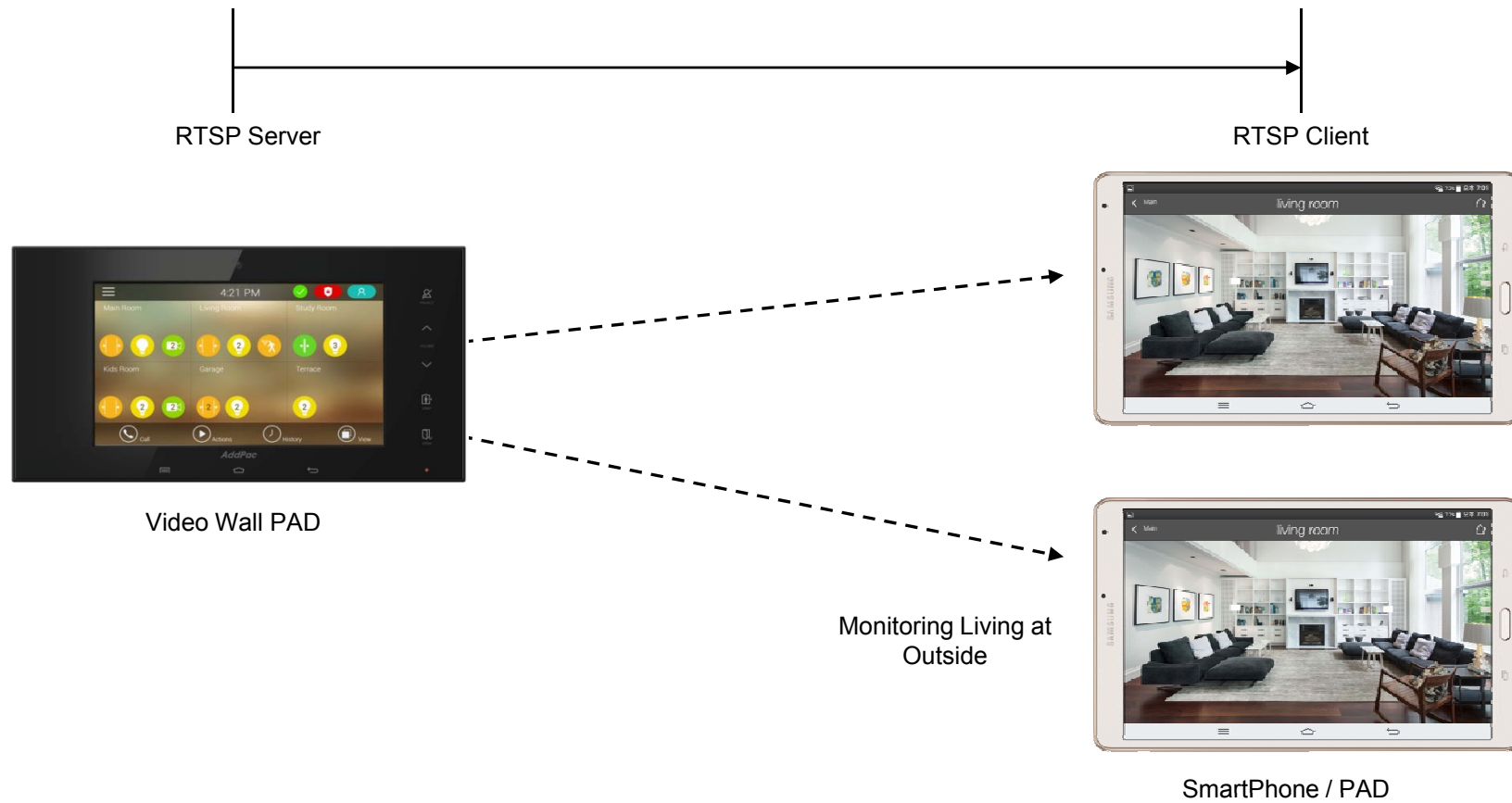


Video Wall PAD Hardware Block Diagram

Built-in IP Camera Service

- Local IP Camera Play
 - Decode and Display at Smart Phone / PAD
 - Monitoring Living Room with Built-In Camera

Built-in IP Camera Operation



Configuration Built-In IP Camera

Camera Info

Local Camera Name


Local Camera URL
(127.0.0.1 is Loopback)

Transport (UDP or TCP)

Name	Local Camera
RTSP URL	rtsp://127.0.0.1/local
Use TCP	<input checked="" type="checkbox"/>
Favorite	<input checked="" type="checkbox"/>

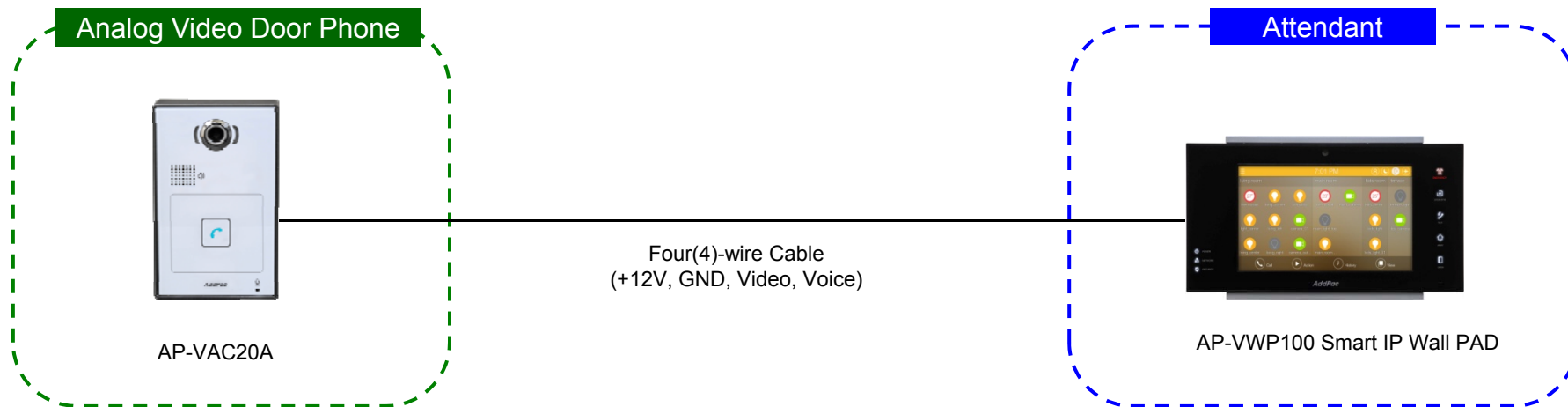
Authentication

User Name	admin
Password	*****

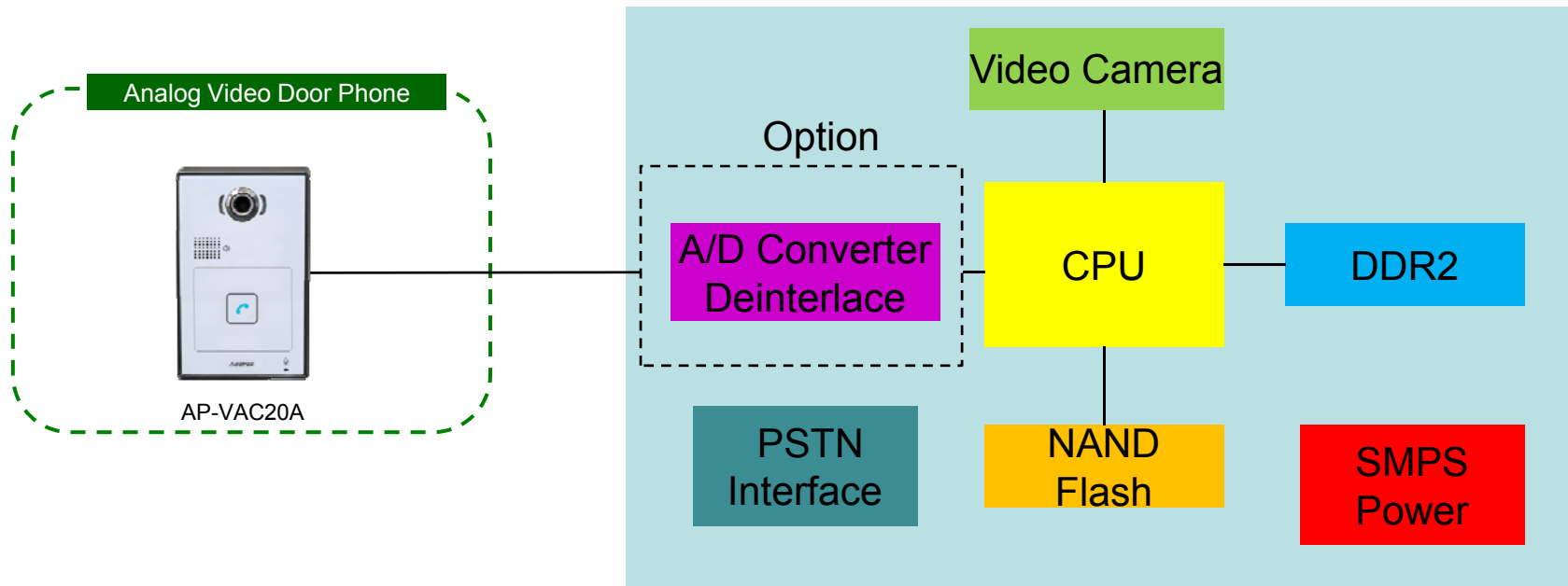


Analog Video Door Phone Interface Option (Default : IP Video Door Phone)

Analog Video Door Phone P-t-P Connection



Analog Video Door Phone Interface Hardware

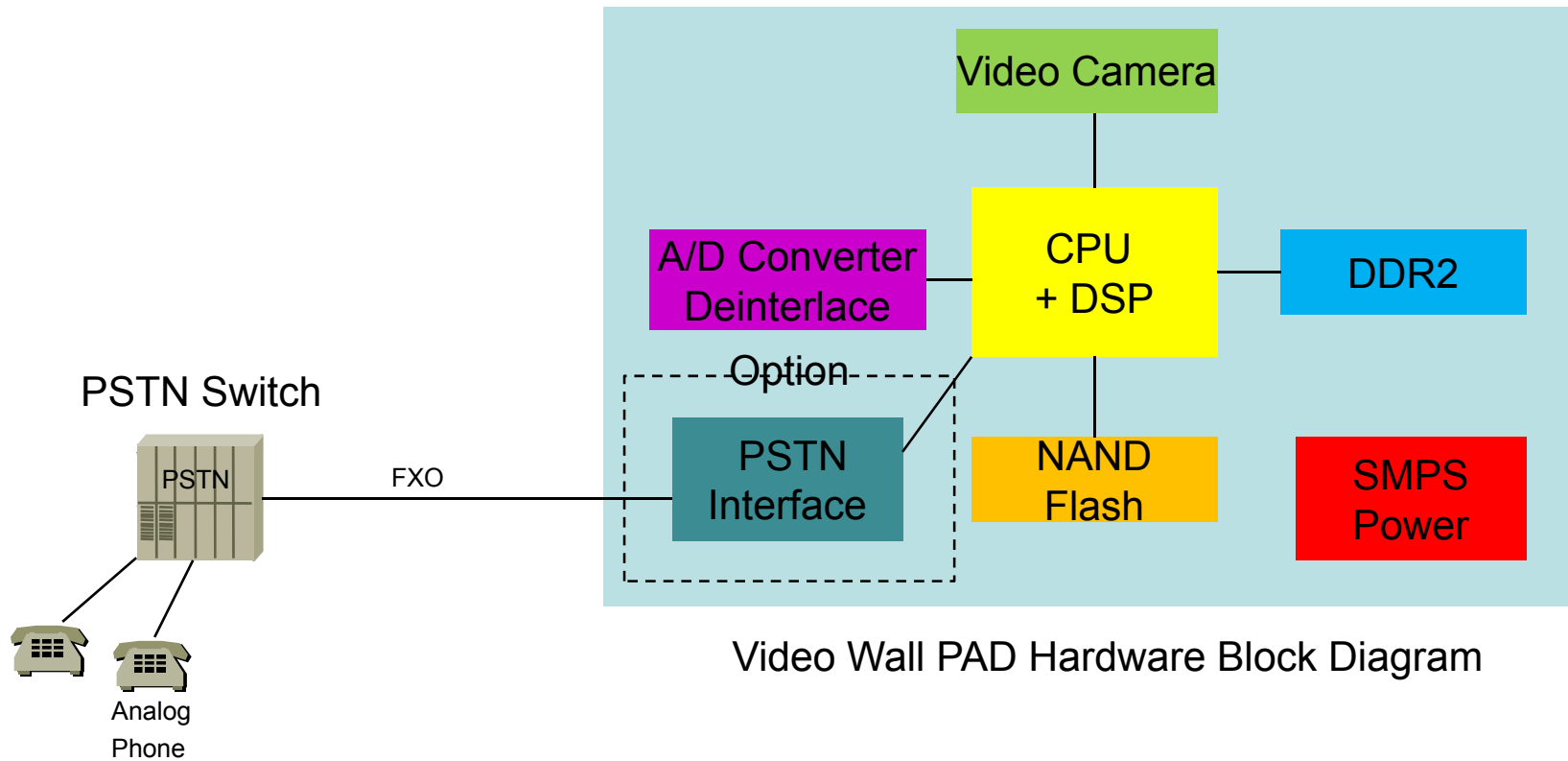


Video Wall PAD Hardware Block Diagram



PSTN Interface Option (default : SIP VoIP Call)

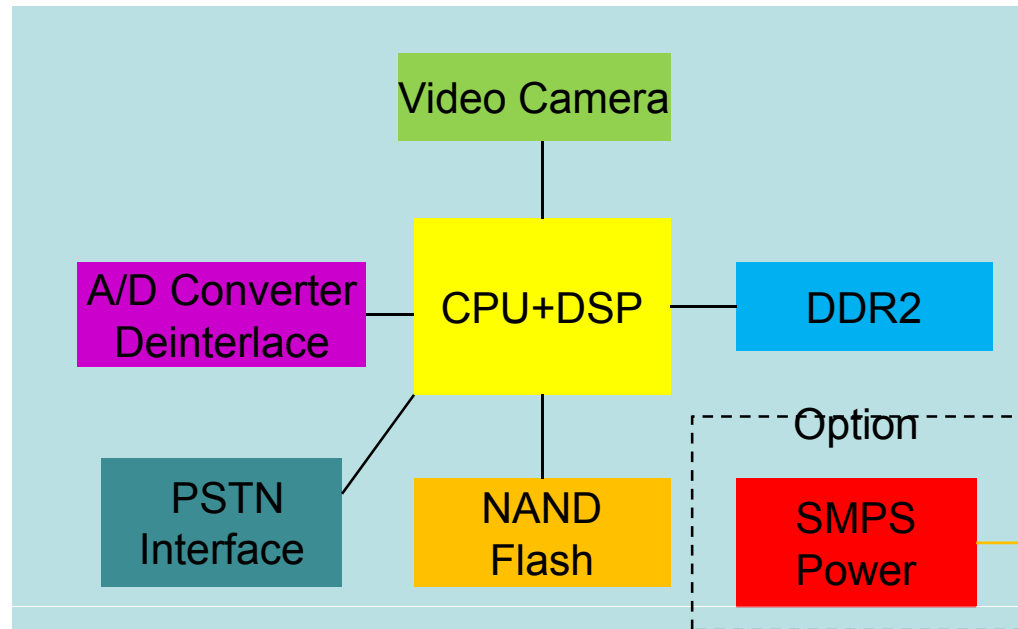
PSTN Interface Hardware





Video Wall PAD Power Supply (Default : External Power Adaptor)


Internal SMPS Power



Video Wall PAD Hardware Block Diagram




Internal SMPS Power



External Power Adaptor


Power Supply






WiFi Interface Module (Default :Not Support)

WiFi Interface Module



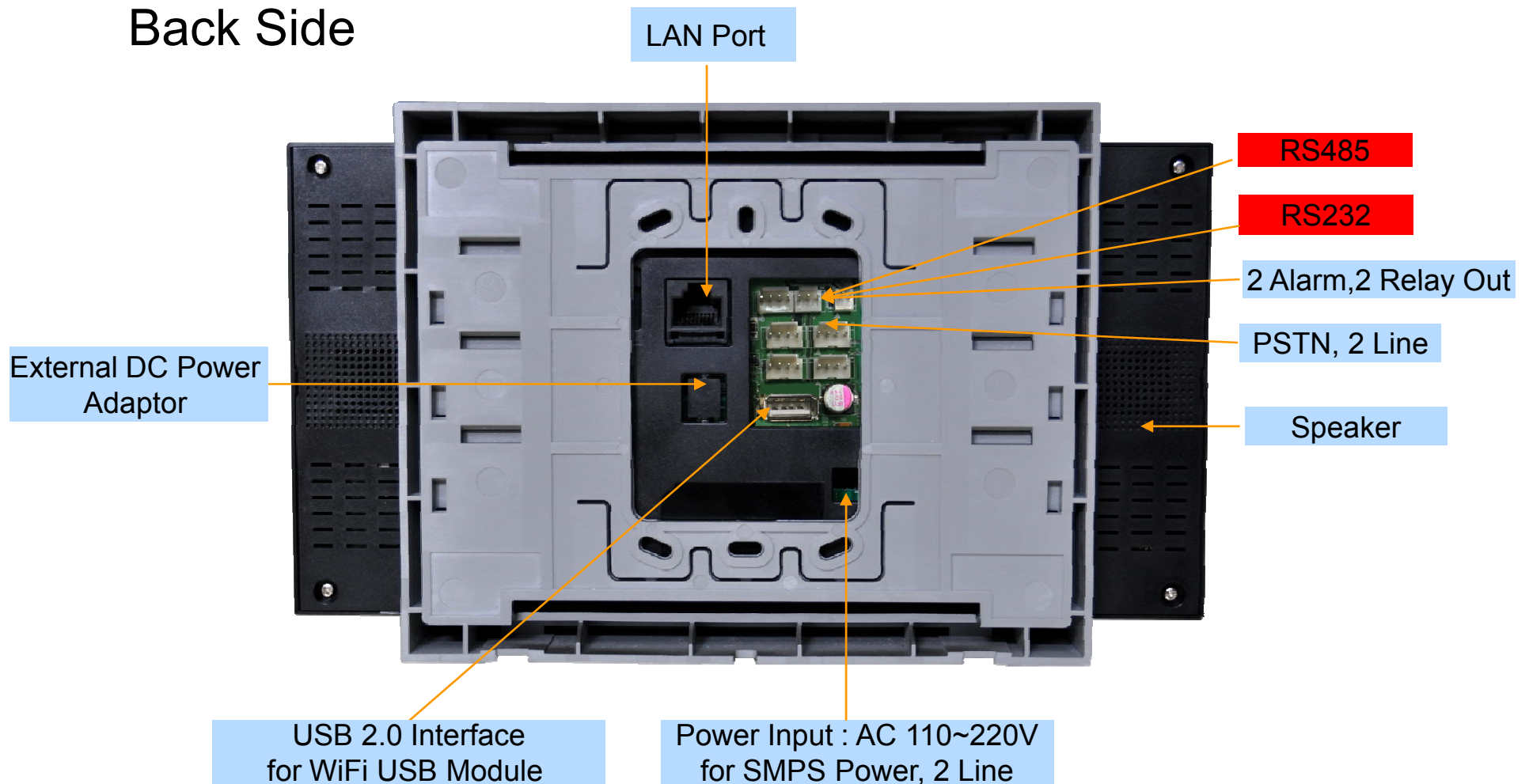
USB 2.0 Interface
for WiFi USB Module




RS232/RS485 Interface (Default :Not Support)

RS232/RS485 Interface

Back Side





AP-VWP150

IP Video Wall PAD Overview

Product Overview

AP-VWP150 IP Video Wall PAD

- High Performance IP Video Wall PAD Solution
- TFT Color LCD, Touch Screen, Touch Sensor, Internal MIC & Speaker
- High Quality “7 Inch LCD, 800x480 Video Resolution
- SIP VoIP Signaling Stack Embedded (Optional H.323)
- High-performance Video/Voice Codec Support
 - H.264/MPEG4/H.263, G.711, etc
- Network Interface
 - One(1) 10/100Mbps Fast Ethernet
 - One(1) USB 2.0 Interface for External WiFi USB Module (Option)
- High Quality Speaker Phone Features
- PSTN with CID Interface Support (Option)
- Power Acoustic Echo Canceller (Option)
- PoE(Power over Ethernet) or Internal SMPS Power Support (Option)
- Video Camera Sensor (Option)
- Powerful Network Protocols (PPPoE, DHCP, Static Routing, etc)
- Firmware Upgradeable Architecture
- Advanced Voice QoS Mechanism

Hardware Specification

AP-VWP150 IP Video Wall PAD

RISC
CPU

High-end
DSP

- RISC+DSP Microprocessor Computing Power
- Audio and Voice Interface
 - Internal MIC
 - Internal Speaker
- Video Camera Interface (Option)
- TFT Color LCD Interface with Touch Screen
 - 7 Inch LCD, 800 x 480, D1 Video Resolution
- Network Interface
 - One(1) 10/100Mbps Fast Ethernet
 - One(1) USB 2.0 Interface for External WiFi USB Module (Option)
- PSTN Interface with CID (Caller ID Detection)
- Powerful Acoustic Echo Canceller (Option)
 - Half Duplex (Default)
 - Full Duplex, Powerful Acoustic Echo Canceller (Option)
- Wall Mount
- Power Supply
 - Power over Ethernet (Option)
 - Internal SMPS Power (Option)
 - External Power Adaptor (Default)

Hardware Specification

AP-VWP150 IP Video Wall PAD

RISC
CPU

High-end
DSP

- **Acoustic Echo Canceller (Option)**
 - Full-duplex operation during double-talk situations
 - One channel AEC, one channel LEC up to 256ms shared
 - Cancels echoes with up to 10dB echo return
 - Advanced noise reduction(up to 20dB)
- **Speaker**
 - Impedance : 8 +/-15%ohm at 1kHz, 1.0 Vrms
 - Sound Pressure : 90 +/- 3dB at 0.1W/10 CM
at 800Hz, 1.0kHz, 1.2kHz, 1.5kHz
 - Resonance Level : 550Hz +/- 20%Hz at Fo Hz, 1.0Vrms
 - Frequency Range : Fo Hz ~20kHz
 - Input Power : Normal : 1.0 W, Max : 2.0W
- **Audio Amplifier**
 - 1-W BTL Output(5V, 0.11 % THD+N)
 - Uncompensated Gains of 2 to 20 (BTL Mode)
 - Thermal and Shot-circuit Protection
 - High Supply Ripple Rejection Ratio
- **PoE(Power over Ethernet), Option**
 - IEEE802.3af compliant
 - Input voltage range 36V to 57V
 - Short-circuit Protection

Hardware Specification

AP-VWP150 IP Video Wall PAD

RISC
CPU

High-end
DSP

- **LCD Controller**
 - One-Chip Solution for amorphous TFT-LCD
 - Support resolution up to 480xRGBx800
 - Built-in 172800 bytes internal RAM
 - 6,8,16, and 18-bit RGB Interface
 - Resize Function (x ½, x ¼)
 - On-Chip Power Management System
- **Video Camera (Option)**
 - High Sensitivity for low-light operation
 - Output support for Raw RGB, RGB, and YCrCb format
 - Image Size : VGA, QVGA, and any size scaling down from CIF to 40x30
 - Support AEC, AGC,AWB, ABF, ABLC
 - Saturation Level, Edge Enhancement Level, De-noise level Auto adjust

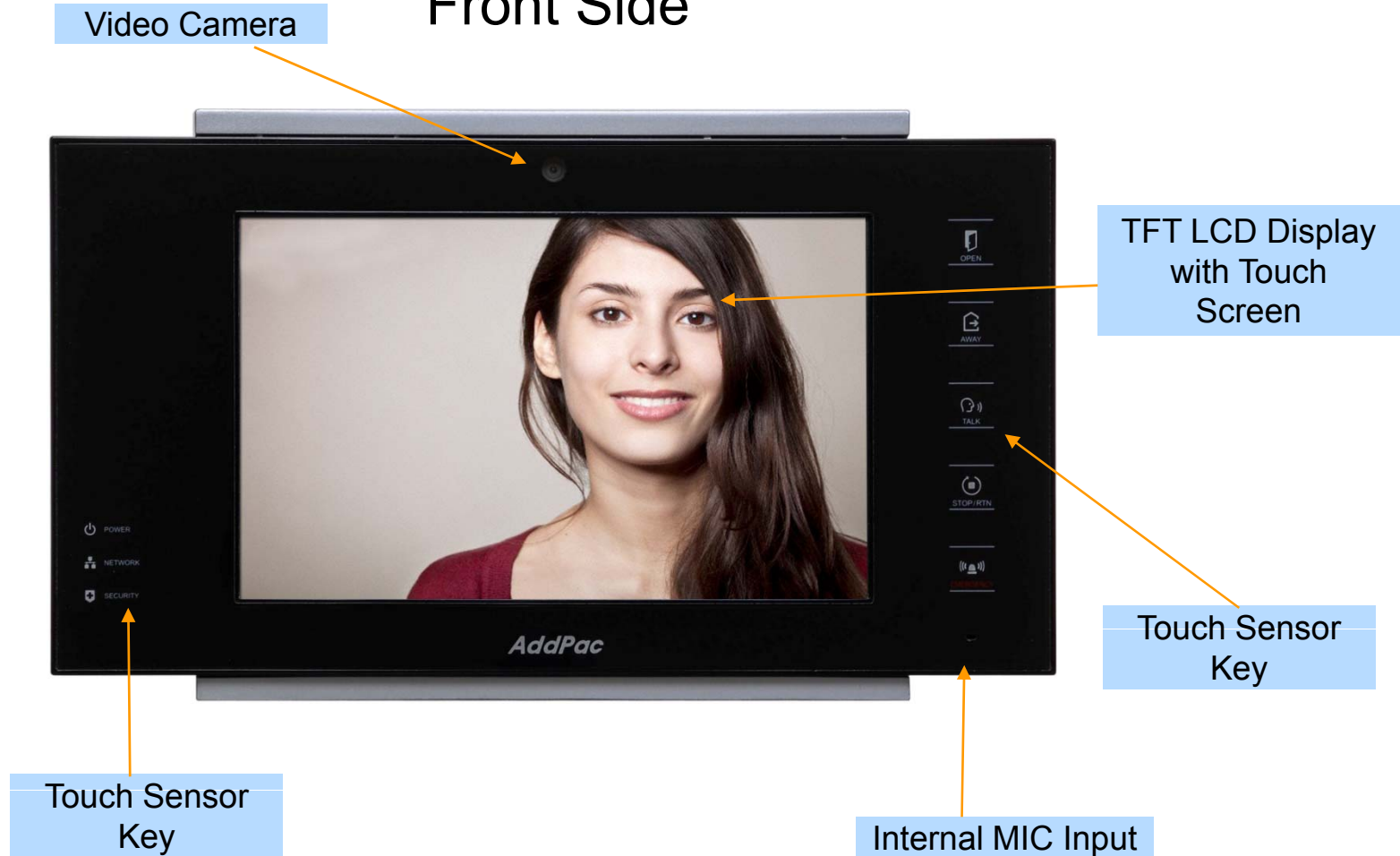
Hardware Specification

AP-VWP150 IP Video Wall PAD

RISC
CPU

High-end
DSP

Front Side



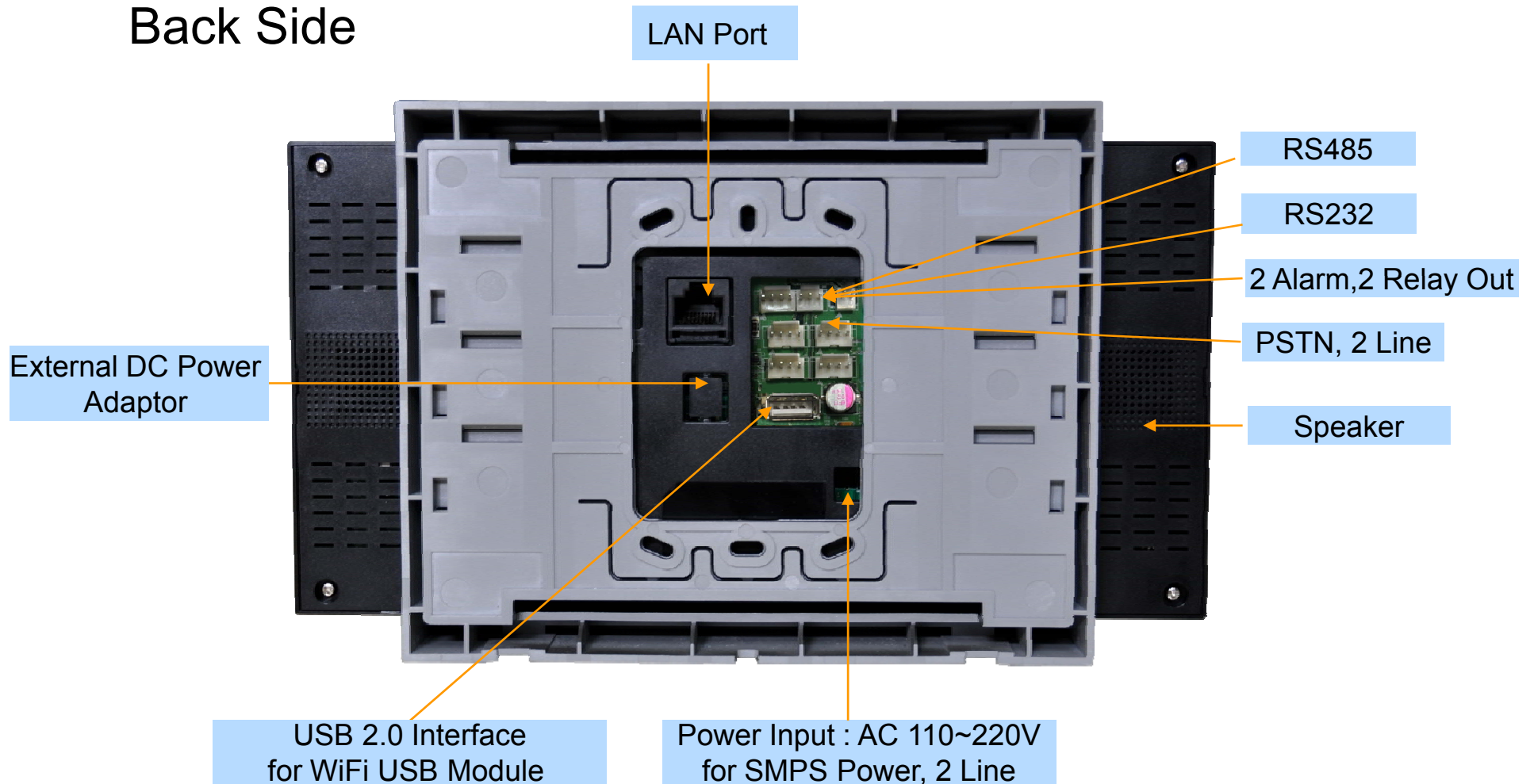
Hardware Specification

AP-VWP150 IP Video Wall PAD

RISC
CPU

High-end
DSP

Back Side





Thank you!

AddPac Technology Co., Ltd.
Sales and Marketing

Phone +82.2.568.3848 (KOREA)

FAX +82.2.568.3847 (KOREA)

E-mail sales@addpac.com