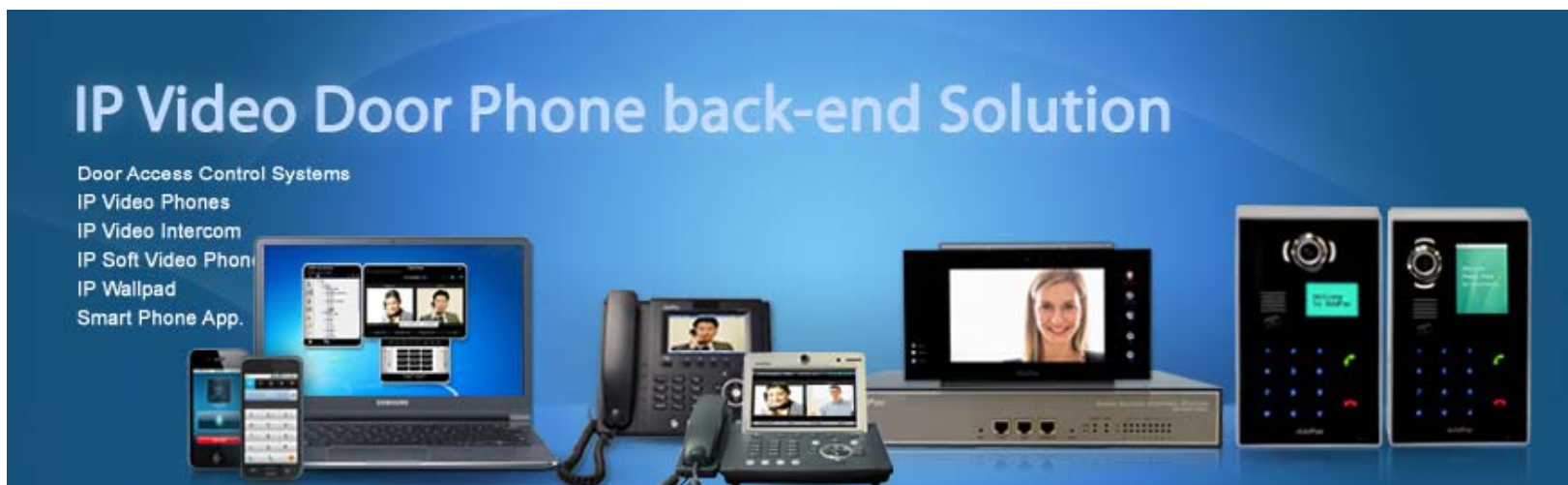


IP Video Door Phone Back-end Solution



AddPac

AddPac Technology

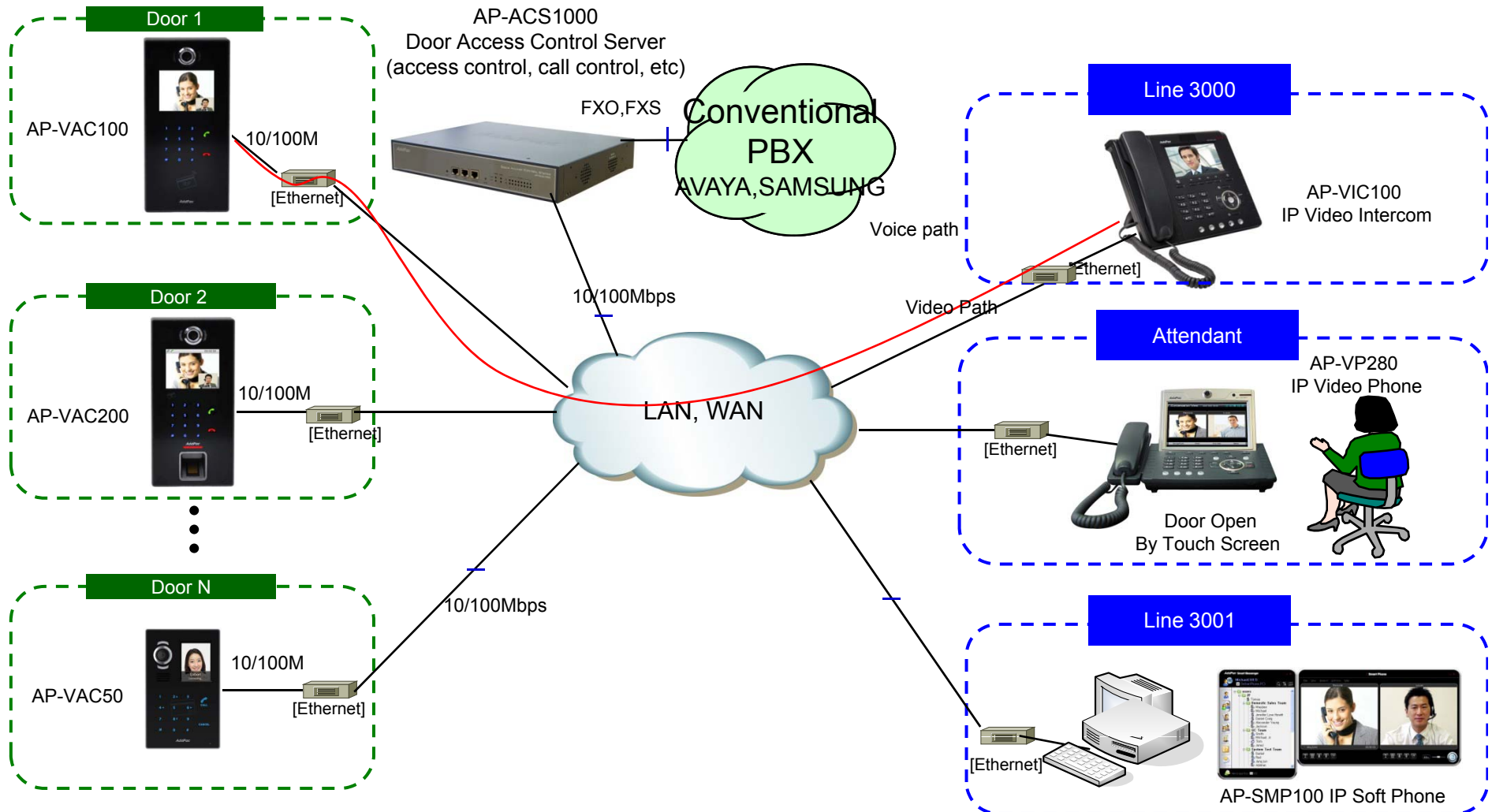
2013, Sales and Marketing

www.addpac.com

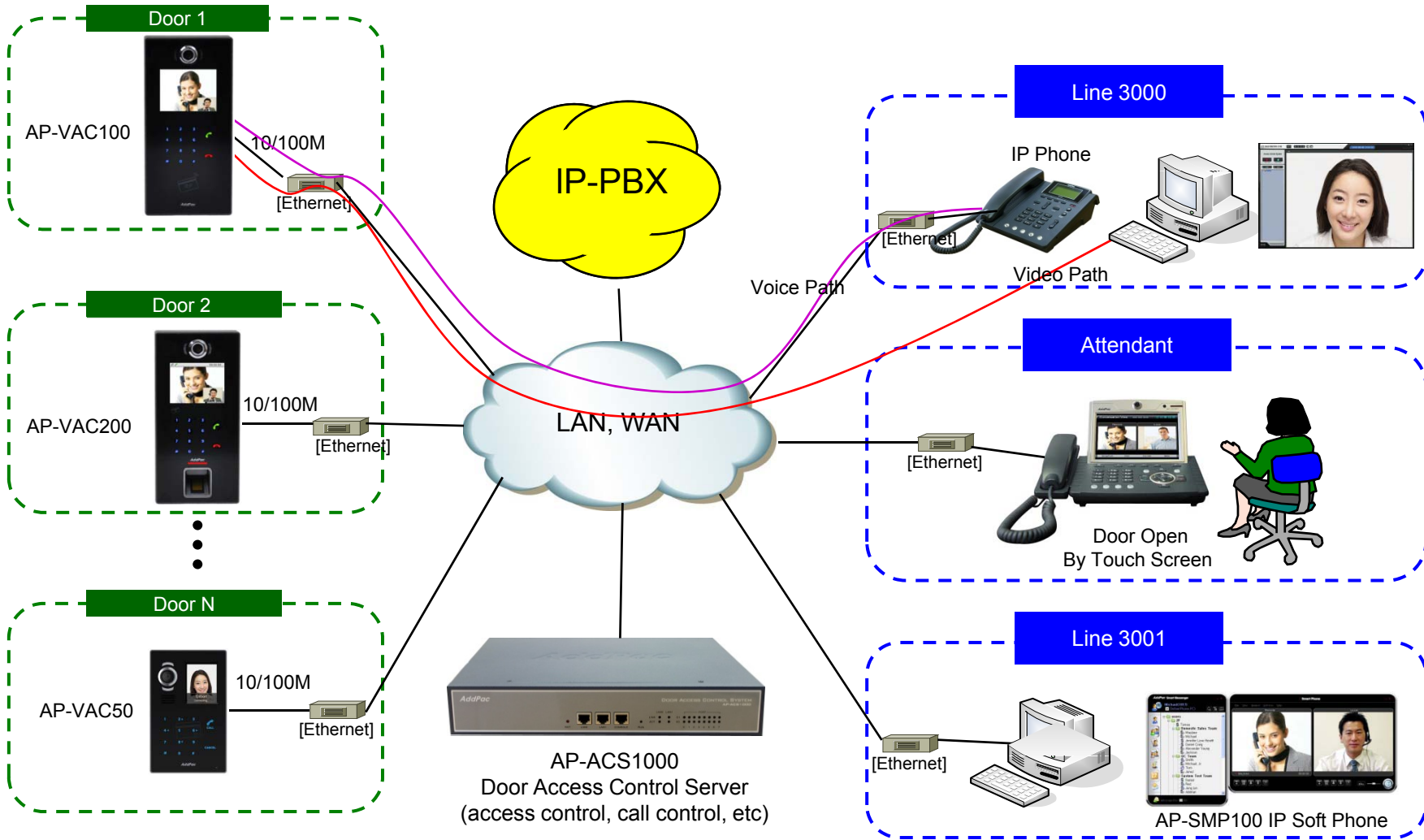
Contents

- IP Video Door Phone Service Diagram
- IP Video Door Phone Solution
- IP Video Door Phone Backend Products
 - IP Door Access Control Servers
 - IP Video Phone (Bidirectional two-way video)
 - IP Video Intercom (Unidirectional one-way video only)
 - IP Soft Video Phone
 - IP Video Wall PAD
 - Smart Phone Application

Conventional PBX Environment



IP-PBX Environment





IP Video Door Phones







IP Video Door Phone Comparison Table

Model	AP-VAC200	AP-VAC100	AP-VAC50	AP-VAC20
Service Features				
Duplex (Voice)	Full Duplex	Full Duplex	Full Duplex	Full Duplex
Key Pad	3x4 Key Support	3x4 Key Support	3x4 Key Support	3x4 Key Support
LCD	3.5 Inch	3.5 Inch	2inch LCD	Graphic LCD
RF Card	Support	Support	Support	Support
Fingerprint	Support	N/A	N/A	N/A
Camera Sensor	SD(VGA)	SD(VGA)	SD(VGA)	SD(VGA)
Video Codec	SD, H.264/MPEG4	SD, H.264/MPEG4	SD, H.264/MPEG4	SD, H.264/MPEG4
Voice Codec	G.711	G.711	G.711	G.711
Signaling	H.323/SIP	H.323/SIP	H.323/SIP	H.323/SIP
MIC & Speaker Phone	Support	Support	Support	Support
LAN Port	1	1	1	1
PoE(Optional)	Support	Support	Support	Support



IP Video Door Phone Backend Products



IP Video Door Phone Backend Product Table

Backend Products	Description	Model
	IP Door Access Control Servers	AP-ACS1000, AP-ASC500
	IP Video Phone (Bidirectional two-way video)	AP-VP280, etc
	IP Video Intercom (Unidirectional one-way video only)	AP-VIC100
	IP Soft Video Phone	AP-SMP100
	IP Video Wall PAD	AP-VWP100
	Smart Door Phone Application	AP-SAD100



IP Door Access Control Servers

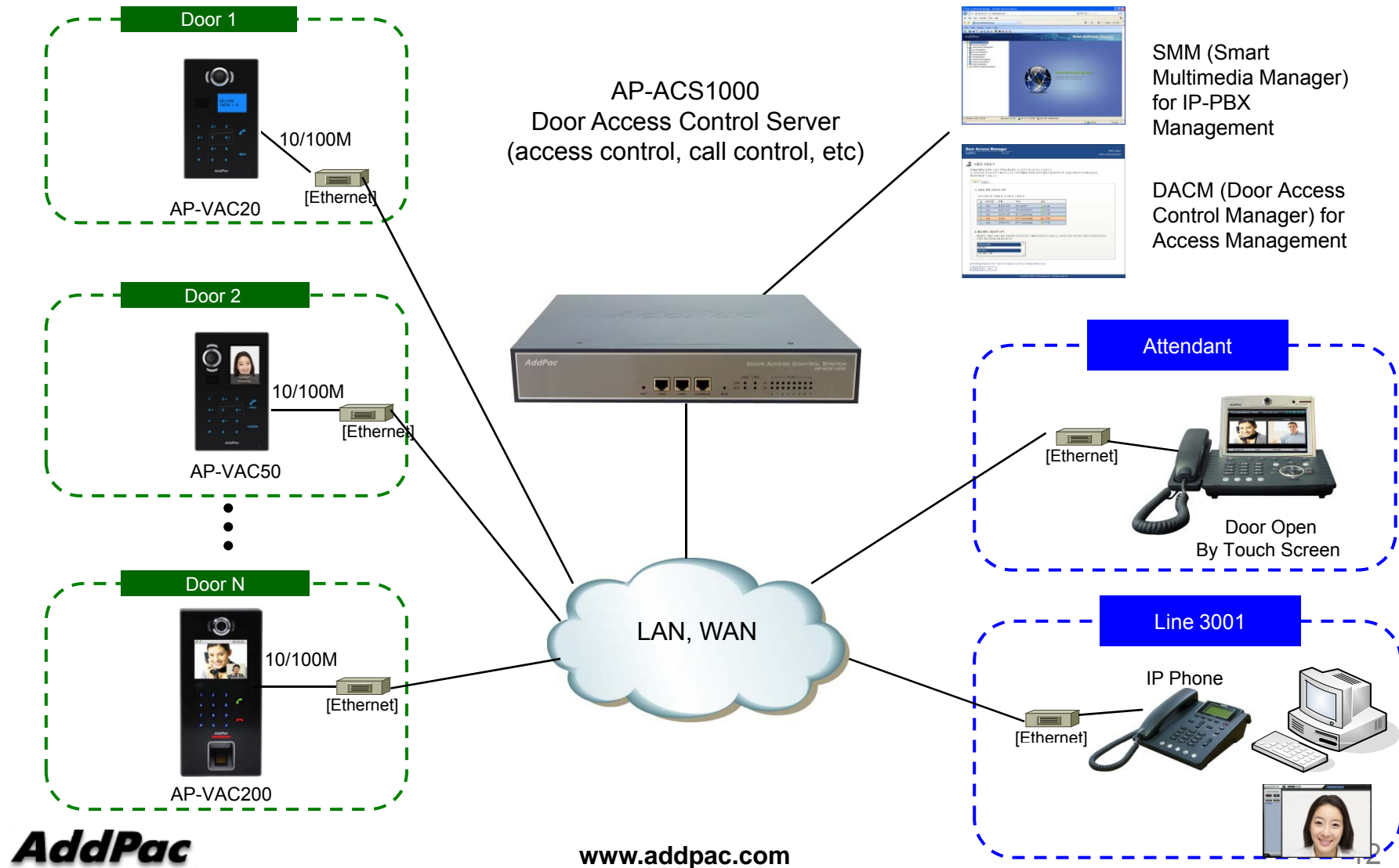
Door Access Control Server Comparison Table

Model		AP-ACS1000	AP-ACS500
Service Features			
Registration User Number		100	30
Concurrent Call User Number		30	15
IPv4/IPv6 Dual Stack Support		Support	Support
VoIP Signaling	Internal	SIP	SIP
	External	H.323/SIP	H.323/SIP
Powerful IVR, UMS, Media Service, User Presence Service		Support	Support
RTP Proxy Service (IPv6, Private IP)		Support	Support
LAN Port		2	2
VoIP Module Slots for PSTN		2 Slots (8 Port Module)	N/A
VoIP Interface		FXS,FXO,E1/T1	Option
Video Door Phone Control (RF card, etc)		Support	Support
Time & Attendance Management		Support(option)	Support (Option)

Contents

- DACS(Door Access Control Server) Network Diagram
- AP-ACS1000 Main Features & Hardware Specification
- AP-ACS500 Main Features & Hardware Specification
- DACS System Message Flow (Examples)
- DACM (Door Access Control Manager)
- Open API for Third Party Controller

Integrated Door Access Control and Call Control





AP-ACS1000 Door Access Control Server

Main Features

AP-ACS1000 DACS (Door Access Control System)

- Door Access Control Application System
- SIP Application Server, Proxy, Registrar and Location Server
- Multiple ITSP Trunk with SIP & H.323 Accounts Support
- Legacy PBX Interworking Service
- High Performance RISC & Programmable DSP Architecture
- Two(2) 10/100Mbps Fast Ethernet (IP Share ,etc)
- High Performance LAN-to-LAN Routing Capability
- Powerful Network Protocols (PPPoE, DHCP, Static Routing, etc)
- IPv4/IPv6 Dual Stack
- Firmware Upgradeable Architecture
- Smart Multimedia Manager for IP-PBX Management
- DACM(Door Access Control Manager)
- Advanced Voice QoS Mechanism
- Small, Light and Compact Design
- Two(2) VoIP Module Slots for Analog, Digital Interface

Main Features

AP-ACS1000 DACS (Door Access Control System)

- RISC Microprocessor Computing Power
- Main Chassis
 - Network Interface
 - Two(2) 10/100Mbps Fast Ethernet
 - One(1) RS-232C Console (RJ45)
 - Two(2) VoIP Module Slots for FXS, FXO etc




Hardware Specification

AP-ACS1000 DACS (Door Access Control System)

AP-ACS1000 Back Side





PSTN Interface Module



Hardware Specification

AP-ACS1000 DACS (Door Access Control System)

PSTN Interface Module

AP-N1-FXS8	 A black 8-port FXS voice processing module with RJ11 ports numbered 0-7 and a central switch labeled 'HS'.	8-Port FXS Voice Processing Module (8 x RJ11)
AP-N1-FXO8	 A black 8-port FXO voice processing module with RJ11 ports numbered 0-7 and a central switch labeled 'HS'.	8-Port FXO Voice Processing Module (8 x RJ11)
AP-N1-FXO4S4	 A black 8-port voice processing module with 4 FXO and 4 FXS ports, numbered 0-7, and a central switch labeled 'HS'.	4-Port FXO and 4-Port FXS Voice Processing Module (8 x RJ11)
AP-N1-E1T1	 A black 1-port VoIP digital E1/T1 interface module with an RJ45 port and a central switch labeled 'HS'.	1-Port VoIP Digital E1/T1 Interface Module(1xRJ45)



AP-ACS500 Door Access Control Server

Main Features

AP-ACS500 DACS (Door Access Control System)

- Door Access Control Application System
- SIP Application Server, Proxy, Registrar and Location Server
- Multiple ITSP Trunk with SIP & H.323 Accounts Support
- Legacy PBX Interworking Service
- High Performance RISC & Programmable DSP Architecture
- Two(2) 10/100Mbps Fast Ethernet (IP Share ,etc)
- High Performance LAN-to-LAN Routing Capability
- Powerful Network Protocols (PPPoE, DHCP, Static Routing, etc)
- IPv4/IPv6 Dual Stack
- Firmware Upgradeable Architecture
- Smart Multimedia Manager for IP-PBX Management
- DACM(Door Access Control Manager)
- Advanced Voice QoS Mechanism
- Small, Light and Compact Design
- Power Switch for Stability and Status LEDs



Hardware Specification

AP-ACS500 DACS (Door Access Control System)

- RISC Microprocessor Computing Power + High End Programmable DSP
- VoIP Gateway Interface
 - Model A: Basic Configuration
 - Model B: Two(2) FXO Port
 - Model C: Four(4) FXO Port
 - Model D: Two(2) FXS + Two(2) FXO Port
- Network Interface
 - Two(2) 10/100Mbps Fast Ethernet (RJ45)
- USB Interface
 - One(1) USB Host Mode Interface for USB Memory and Wireless LAN
- Power Supply
 - External Power Adaptor
- Power On/Off Switch
- Power LED, LAN LEDs, FXO Port LEDs

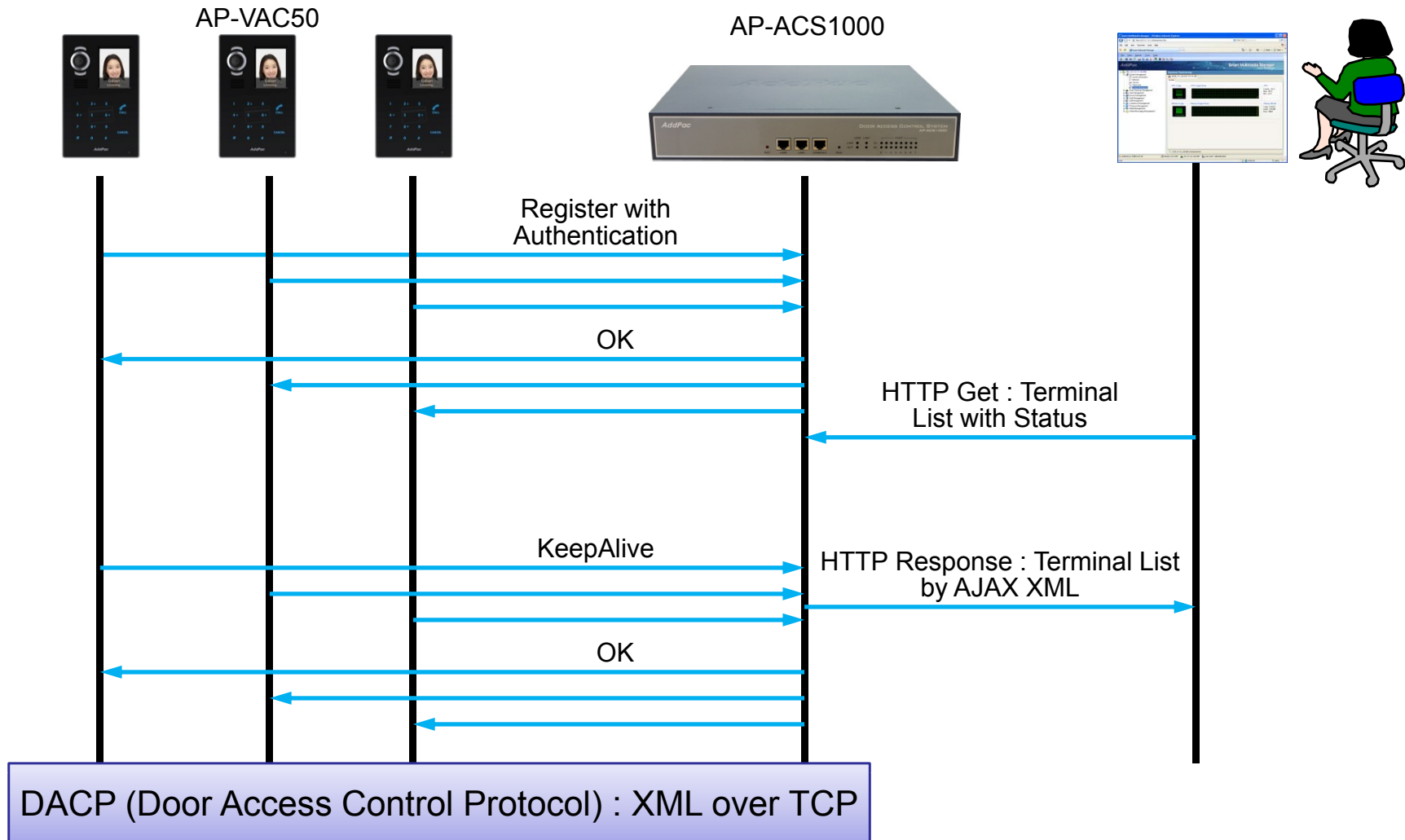




DACS System Message Flow

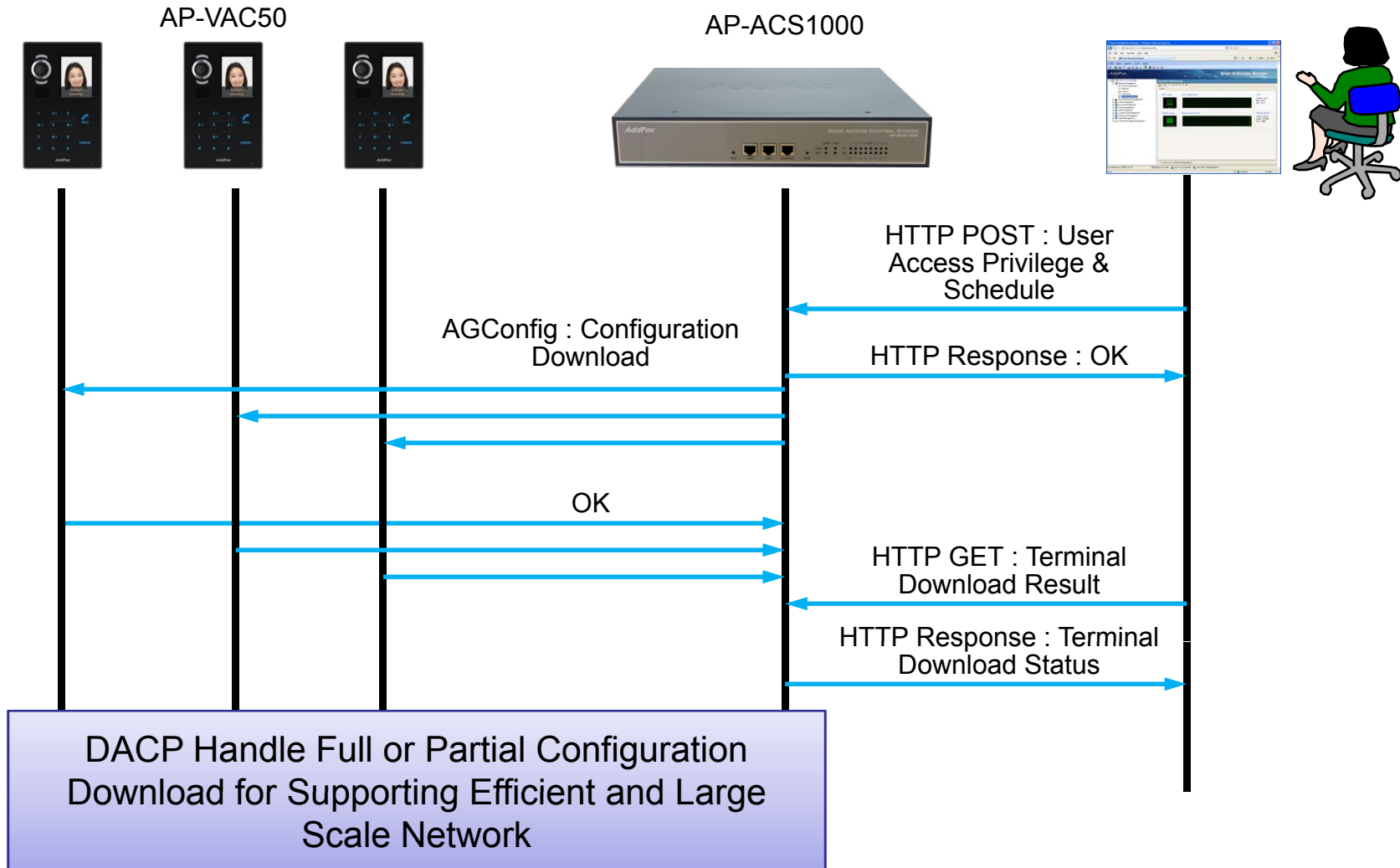
DACS System Message Flow

Registration and KeepAlive



DACS System Message Flow

Access Privilege and Schedule Download



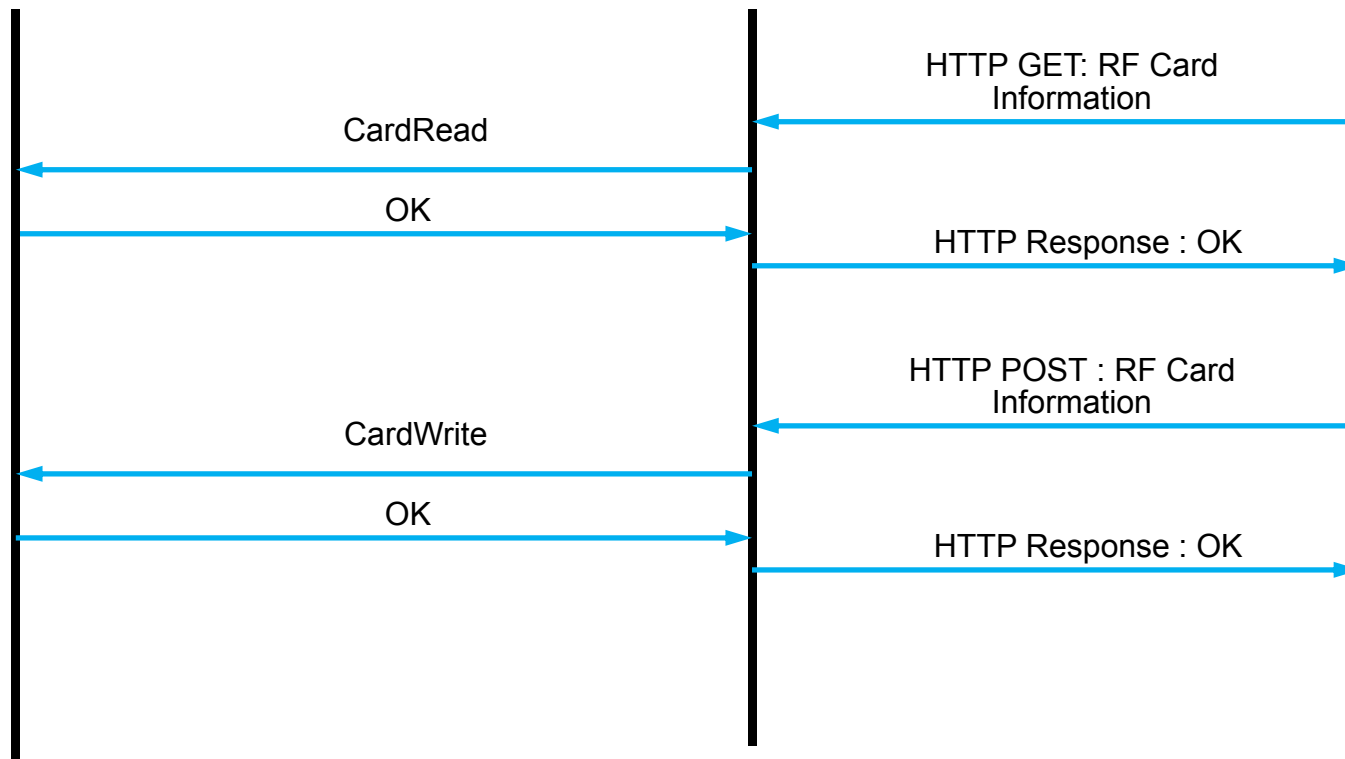
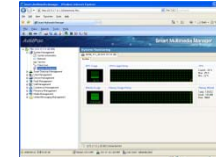
DACS System Message Flow

RF Card Read/Write and Registration

AP-VAC50

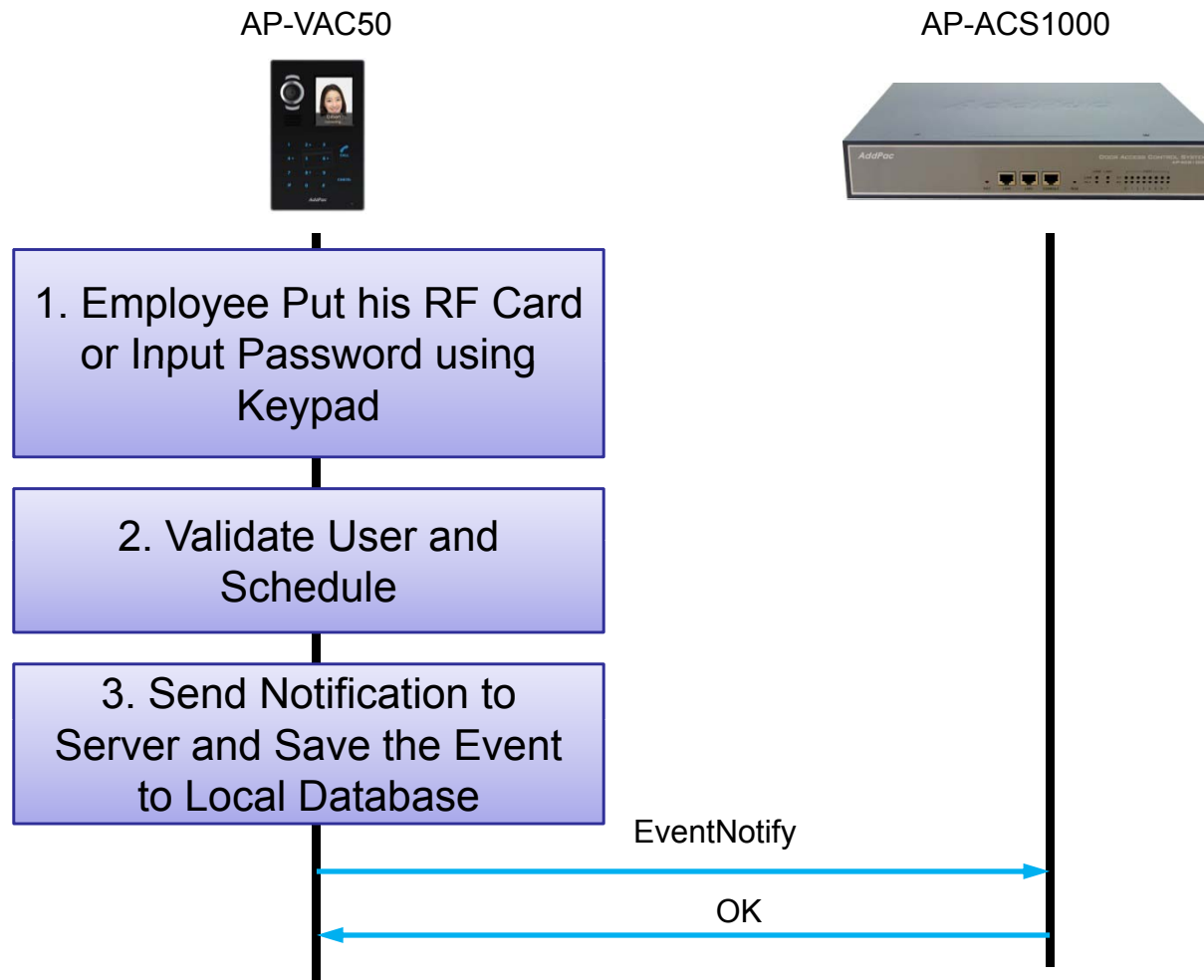


AP-ACS1000



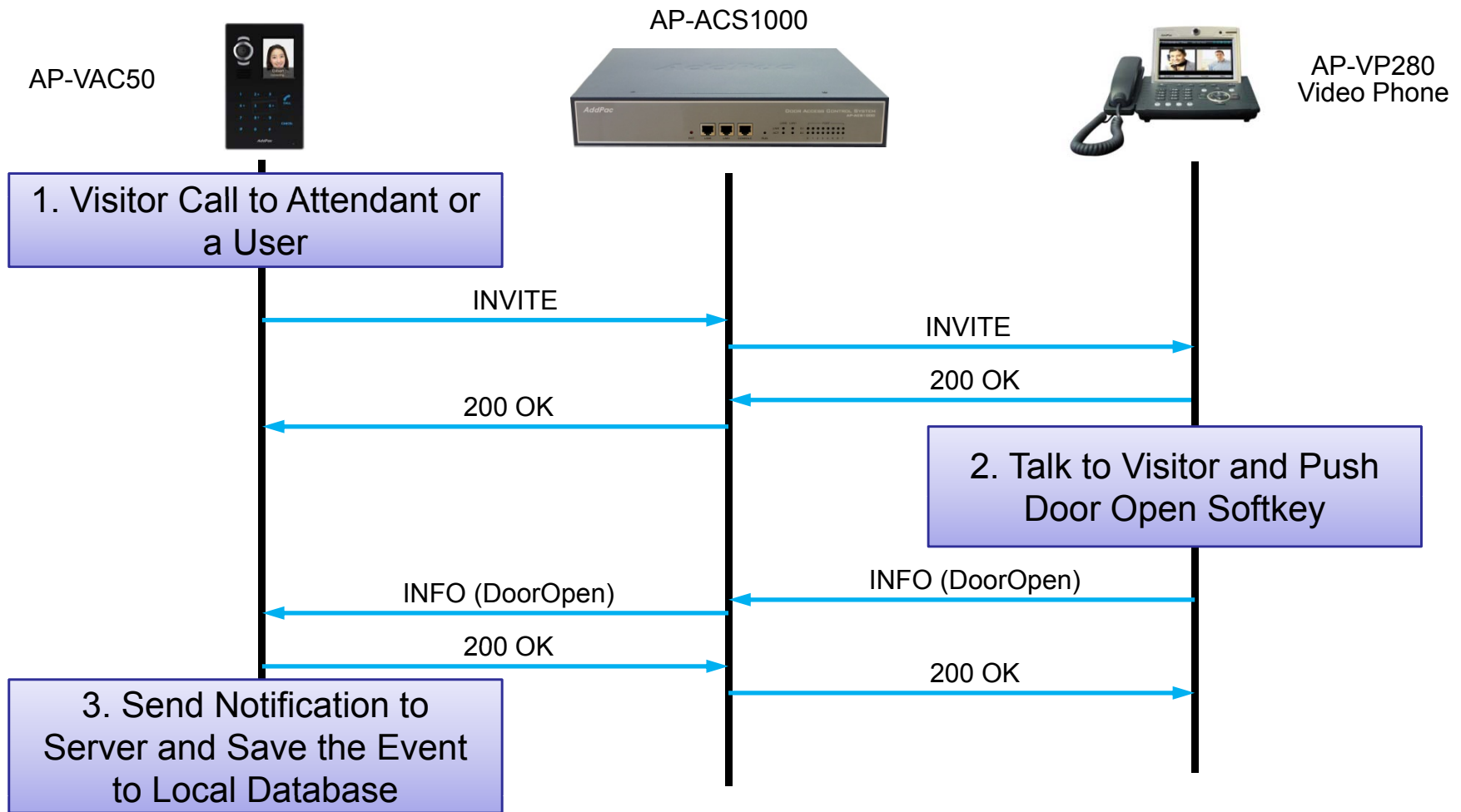
DACS System Message Flow


Door Open by RF Card or Password



DACS System Message Flow

Door Open by Other Terminal

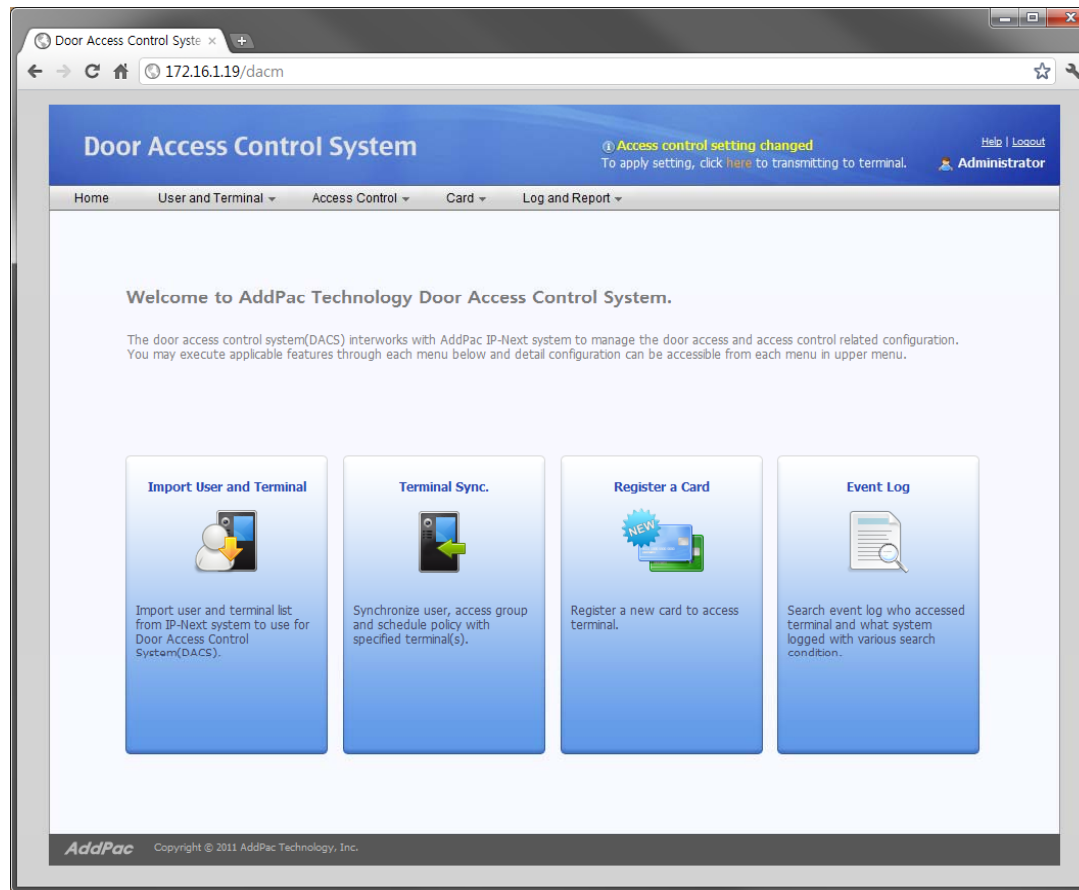




Door Access Control Manager

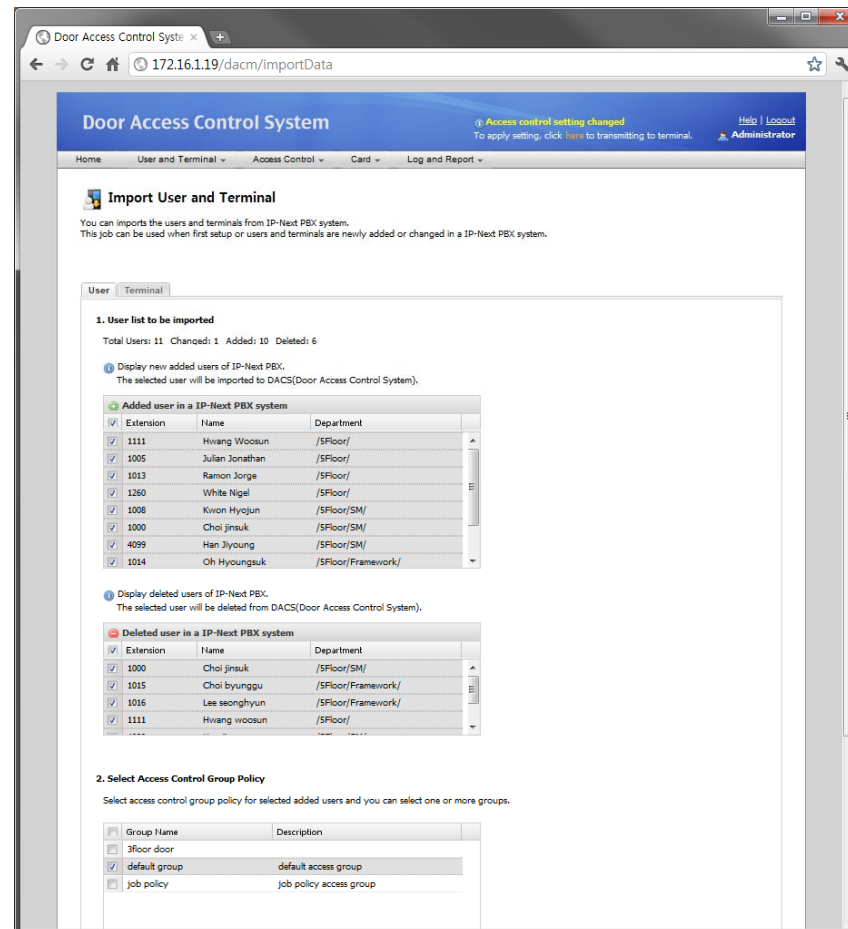
DACM (Door Access Control Manager)

Main Web Page



DACM (Door Access Control Manager)

Import User and Terminal



DACM (Door Access Control Manager)

User List

The screenshot shows a web browser window displaying the 'Door Access Control System' user list. The page title is 'Door Access Control System' and the URL is '172.16.1.19/dacm/userList'. A notification at the top right states 'Access control setting changed' with a link to 'here' and a 'Logout' button. The user is logged in as 'Administrator'. The main content area is titled 'User List' and includes a search bar with a dropdown set to 'All Users' and an 'Import User' button. Below the search bar is a table with the following data:

	Extension	Name	Department	Access Policy	Date Created	Modify	Delete
1	1000	Choi jinsuk	/SFloor/SM/	Access Allow	2011-07-22 15:50:01		
2	1008	Kwon hyojun	/SFloor/SM/	Access Allow	2011-07-22 15:50:00		
3	1014	Oh hyongsuk	/SFloor/Framework/	Access Allow	2011-07-22 15:50:01		
4	1015	Choi byunggu	/SFloor/Framework/	Access Allow	2011-07-22 15:50:01		
5	1016	Lee seonghyun	/SFloor/Framework/	Access Allow	2011-07-22 15:50:01		

At the bottom of the page, there is a pagination control showing 'Page 1 of 1' and a 'Total: 5' indicator. The footer contains the 'AddPac' logo and 'Copyright © 2011 AddPac Technology, Inc.'.

DACM (Door Access Control Manager)

Terminal List

Door Access Control System

Access control setting changed
To apply setting, click [here](#) to transmitting to terminal.

Help | Logout
Administrator

Home User and Terminal Access Control Card Log and Report

Terminal List

Display the registered door phone lists imported from IP-Next PBX system.

Import Terminal

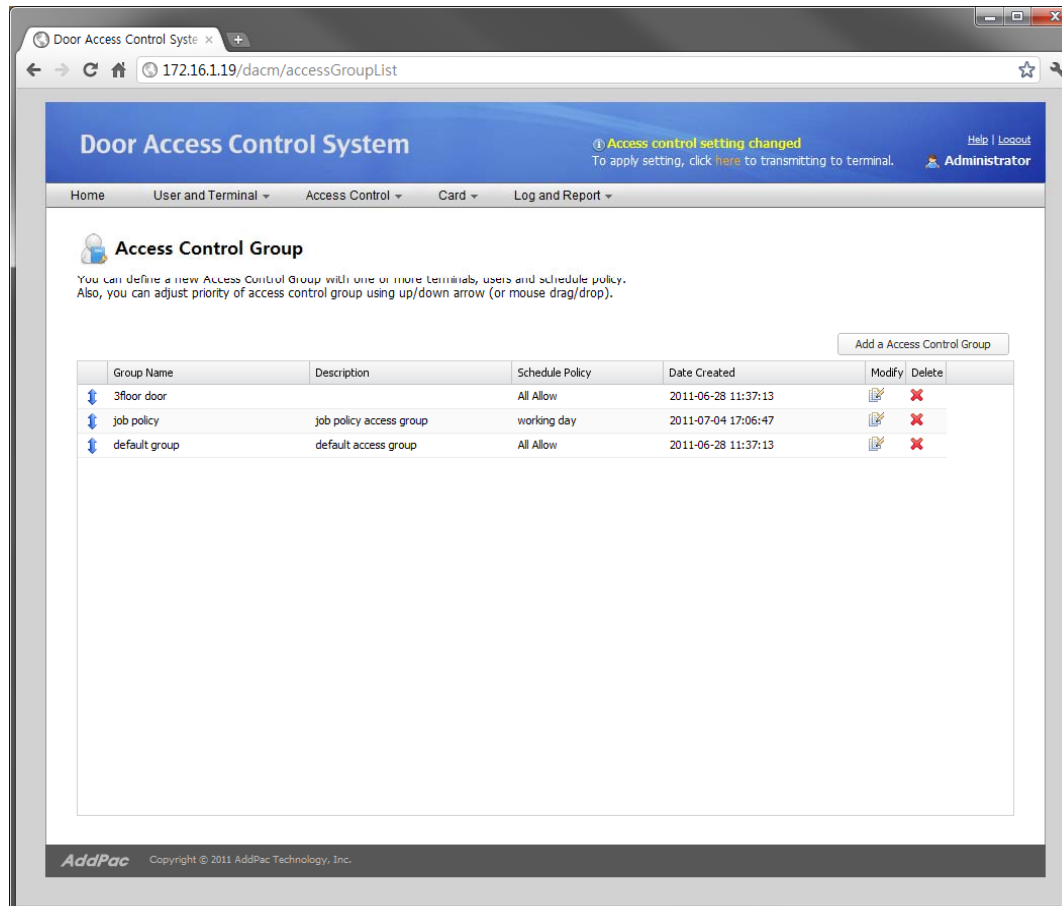
	Terminal Name	Description	Status	Extension	IP Address	Model Name	Version	Date Created	Detail View
1	2floor door terminal	2Floor door ter...	Connected	1006	172.16.10.4	AP-VAC50		2011-07-29 17:08:50	
2	3floor door terminal	3Floor door ter...	Connected	1002	172.16.10.1	AP-VAC20	8.50.001	2011-07-22 15:50:01	
3	5floor door terminal	5Floor door ter...	Connected	1005	172.16.10.2	AP-VAC50		2011-07-29 17:08:50	
4	The main entrance d...	The main entran...	Connected	Required setting	172.16.10.3	AP-VAC100		2011-07-29 17:08:50	

Page 1 of 1 Total: 4

AddPac Copyright © 2011 AddPac Technology, Inc.

DACM (Door Access Control Manager)

Access Control Group Management

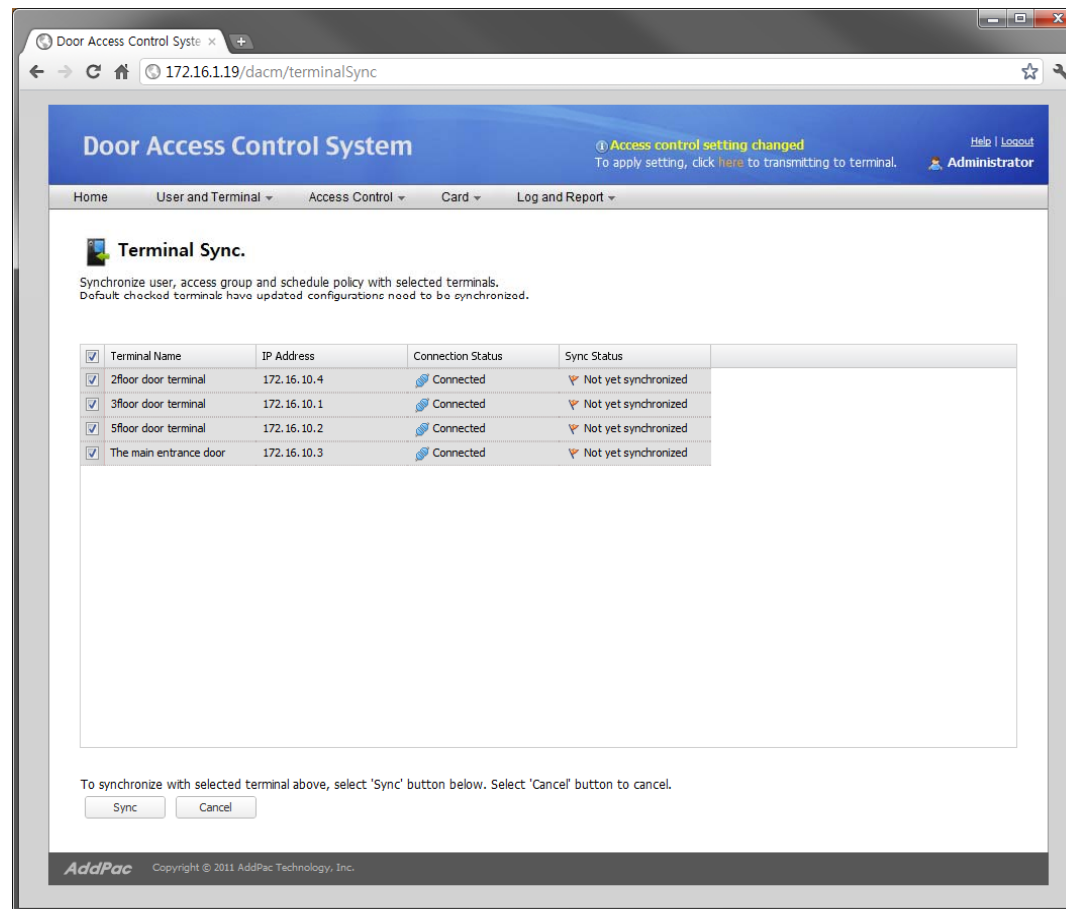


The screenshot displays the 'Door Access Control System' web interface. The browser address bar shows '172.16.1.19/dacm/accessGroupList'. The page title is 'Door Access Control System'. A notification banner at the top right states 'Access control setting changed' and provides instructions to apply settings. The navigation menu includes 'Home', 'User and Terminal', 'Access Control', 'Card', and 'Log and Report'. The main content area is titled 'Access Control Group' and includes a brief description: 'You can define a new Access Control Group with one or more terminals, users and schedule policy. Also, you can adjust priority of access control group using up/down arrow (or mouse drag/drop)'. A table lists existing groups with columns for Group Name, Description, Schedule Policy, Date Created, Modify, and Delete. The table contains three entries: '3floor door', 'job policy', and 'default group'. A 'Add a Access Control Group' button is located above the table.

Group Name	Description	Schedule Policy	Date Created	Modify	Delete
3floor door		All Allow	2011-06-28 11:37:13		
job policy	job policy access group	working day	2011-07-04 17:06:47		
default group	default access group	All Allow	2011-06-28 11:37:13		

DACM (Door Access Control Manager)

Configuration Download to Terminal



Door Access Control System

Access control setting changed
To apply setting, click [here](#) to transmitting to terminal.

Help | Logout
Administrator

Home User and Terminal Access Control Card Log and Report

Terminal Sync.

Synchronize user, access group and schedule policy with selected terminals.
Default checked terminals have updated configurations need to be synchronized.

<input checked="" type="checkbox"/>	Terminal Name	IP Address	Connection Status	Sync Status
<input checked="" type="checkbox"/>	2floor door terminal	172.16.10.4	Connected	Not yet synchronized
<input checked="" type="checkbox"/>	3floor door terminal	172.16.10.1	Connected	Not yet synchronized
<input checked="" type="checkbox"/>	5floor door terminal	172.16.10.2	Connected	Not yet synchronized
<input checked="" type="checkbox"/>	The main entrance door	172.16.10.3	Connected	Not yet synchronized

To synchronize with selected terminal above, select 'Sync' button below. Select 'Cancel' button to cancel.

AddPac Copyright © 2011 AddPac Technology, Inc.

DACM (Door Access Control Manager)

RF Card Management

Door Access Control System

Access control setting changed
To apply setting, click [here](#) to transmitting to terminal.

Help | Logout
Administrator

Home User and Terminal Access Control Card Log and Report

Card List

Display registered card list. Also, you can register a new card or modify/delete selected card(s).

Search List: All card

Serial Number	Extension	Username	Status	Description	Date Created	Modify	Delete
1 4000238	1008	Kwon hyojun	<input checked="" type="checkbox"/> Specified	Temporary cards are issued.	2011-07-08 15:59:03		
2 123456789	1008	Kwon hyojun	<input type="checkbox"/> Unspecified		2011-07-22 16:17:04		

Page 1 of 1 Total: 2

AddPac Copyright © 2011 AddPac Technology, Inc.

DACM (Door Access Control Manager)

Access Log Management

The screenshot shows a web browser window displaying the 'Door Access Control System' interface. The page title is 'Door Access Control System' and the URL is '172.16.1.19/dacm/eventLog'. The user is logged in as 'Administrator'. A notification banner at the top right states 'Access control setting changed' with a link to 'Apply setting, click here to transmitting to terminal.' The main content area is titled 'Event Log' and includes a search filter section with fields for 'Duration' (11-07-10 to 11-08-09), 'User Extension Number', and 'Event Level' (set to 'Error'). Below the search filters is a table of event logs with columns for 'Time', 'Level', 'User Extension', and 'Event'. The table contains 7 entries. At the bottom of the page, there is a pagination control showing 'Page 1 of 1' and a 'Total: 7' indicator. The footer includes the 'AddPac' logo and 'Copyright © 2011 AddPac Technology, Inc.'

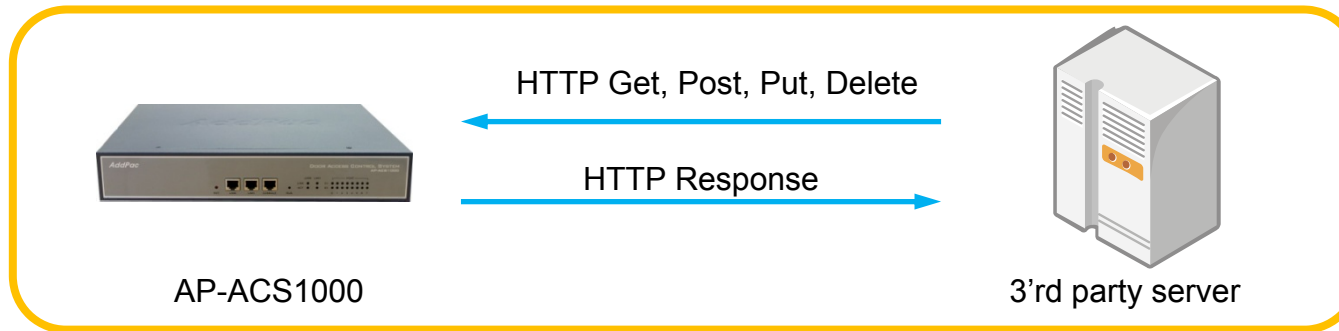
	Time	Level	User Extension	Event
1	2011-07-15 10:27:27	Warning	1000	authentication failure
2	2011-07-15 11:25:27	Notice	1000	registration success
3	2011-07-15 12:21:27	Notice	1200	registration success
4	2011-07-16 09:27:27	Information	1201	door opened
5	2011-07-16 11:27:27	Information	1007	registration success
6	2011-07-16 17:12:00	Notice		security profile downloading completed
7	2011-07-17 18:00:00	Notice		system started



AP-ACS1000 Open API

Open API

Open API for 3'rd Party Management System











- HTTP based RESTful Open API for Door Access Management
- XML based Flexible and Expandable Message Contents
- Provides More than 40 APIs as Bellow
 - user_list(GET), user(GET, POST, PUT, DELETE), ...
 - terminal_list(GET), terminal(GET, POST, PUT, DELETE), ...
 - access_group(GET, POST, PUT, DELETE), priority (PUT), ...
 - card_list(GET), card(POST, PUT, DELETE), ...
 - schedule_template(GET, POST, PUT, DELETE), rule(GET, POST, PUT, DELETE) ,...



IP Video Phones

IP Video Phones for AddPac IP Video Door Phone

	AP-VP500	AP-VP350	AP-VP300N	AP-VP280	AP-VP250	AP-VP230	AP-VP150	AP-VP120
								
LCD Size	12.1 Inch Touch Screen	7Inch Touch Screen	7Inch Touch Screen	7Inch Touch Screen	4.3Inch Touch Screen	5Inch Touch Screen	4.3Inch Touch Screen	4.3Inch
Camera	CCD	CCD	CCD	CMOS	CMOS	CMOS	CCD	CMOS
Video Codec	H.263 MPEG4 H.264	H.263 MPEG4 H.264	H.263 MPEG4 H.264	H.263 MPEG4 H.264	H.263 MPEG4 H.264	H.263 MPEG4 H.264	H.263 MPEG4 H.264	H.263 MPEG4 H.264
Signaling	H.323/SIP	H.323/SIP	H.323/SIP	H.323/SIP	H.323/SIP	H.323/SIP	H.323/SIP	H.323/SIP
Video MCU	N/A	4-Party Video MCU	N/A	N/A	N/A	N/A	N/A	N/A
Voice MCU	3-Party	3-Party	3-Party	3-Party	3-Party	3-Party	3-Party	3-Party
LAN Port	2	2	2	2	2	2	2	2
PoE	N/A	N/A	Support	Support	Support	Support	Support	Support

IP Soft Video Phone AP-SMP100



Product Overview

AP-SMP100 Smart Multimedia SoftPhone



AP-SMP100

Main Features

MS-Window based IP Soft Video Phone

IP Real-time Audio/Video Broadcasting Terminal Solution

Up to 30fps with VGA-Resolution(MPEG-4)

Video Conference Call Support (AddPac External MCU Inter-working)

Advanced Voice/Video Traffic QoS

Advanced Voice/Video Traffic QoS

SIP, H.323* Signaling Support

Support Various Call Signal via AddPac IP-PBX Inter-working

A/V Service Features

High-performance Video/Voice Codec Support

- H.263, MPEG-4, JPEG, and H.264
- G.711,G.726

Powerful Image Resolution Support

- QCIF(176x144), CIF(352x288), QVGA(320x240), 4CIF and VGA

64Kbps to 4Mbps Operating Video Traffic Bandwidth

Rate Control for Video Traffic QoS

Ensuring Optimized Quality

Frame Rate with Limited Bandwidth

High-end Error Resilient Against Various Packet Error

OSD Software Features

AP-SMP100 Smart Multimedia SoftPhone



OSD Software Features

AP-SMP100 Smart Multimedia SoftPhone



OSD Software Features

AP-SMP100 Smart Multimedia SoftPhone



IP Video Intercom



Product Overview

AP-VIC100 IP Video Intercom

- High Performance IP Video Intercom Solution
- 3x4 Key, 5 Inch TFT Color LCD, Internal MIC & Speaker
- SIP VoIP Signaling Stack Embedded
- High-performance Video/Voice Codec Support
 - H.264/MPEG4/H.263, G.722/G.711/G.729/G.723, etc
- Two(2) 10/100Mbps Fast Ethernet
- PoE(Power over Ethernet) Support
- High Quality Speaker Phone Features
- Powerful Acoustic Echo Canceller Chip Embedded
- Powerful Network Protocols (PPPoE, DHCP, Static Routing, etc)
- Firmware Upgradeable Architecture
- Advanced Voice QoS Mechanism

Hardware Specification

AP-VIC100 IP Video Intercom

RISC
CPU

High-end
DSP

- RISC+DSP Microprocessor Computing Power
- Audio and Voice Interface
 - Internal MIC
 - Internal Speaker
 - 3 x 4 key PAD
- Speaker Phone with Acoustic Echo Canceller
- TFT Color LCD Interface
 - 5 Inch LCD, WQVGA Video Resolution
- Network Interface
 - Two(2) 10/100Mbps Fast Ethernet
- Headset Interface (Audio In/Out)
- FXO PSTN BackUp Interface : Option
- Power Supply
 - Power over Ethernet : Option
 - External Power Supply



Hardware Specification

AP-VIC100 IP Video Intercom

RISC
CPU

High-end
DSP



5 Inch Color LCD
With touch screen

Soft Keys

Navigation Keys


Function Keys

Hardware Specification

AP-VIC100 IP Video Intercom

RISC
CPU

High-end
DSP



AddPac

10/100Mbps Fast Ethernet

www.addpac.com

IP Video Wall PAD AP-VWP100



Product Overview

AP-VWP100 IP Video Wall PAD

- High Performance IP Video Wall PAD Solution
- TFT Color LCD, Touch Screen, Touch Sensor, Internal MIC & Speaker
- High Quality “7 Inch LCD, VGA(640x480) Video Resolution
- SIP VoIP Signaling Stack Embedded (Optional H.323)
- High-performance Video/Voice Codec Support
 - H.264/MPEG4/H.263, G.711, etc
- One(1) 10/100Mbps Fast Ethernet
- High Quality Speaker Phone Features
- PSTN with CID Interface Support (Option)
- Power Acoustic Echo Canceller (Option)
- PoE(Power over Ethernet) or Internal SMPS Power Support (Option)
- Video Camera Sensor (Option)
- Powerful Network Protocols (PPPoE, DHCP, Static Routing, etc)
- Firmware Upgradeable Architecture
- Advanced Voice QoS Mechanism

Hardware Specification

AP-VWP100 IP Video Wall PAD

RISC
CPU

High-end
DSP

- RISC+DSP Microprocessor Computing Power
- Audio and Voice Interface
 - Internal MIC
 - Internal Speaker
- Video Camera Interface (Option)
- TFT Color LCD Interface with Touch Screen
 - 7 Inch LCD, 640 x 480, D1 Video Resolution
- Network Interface
 - One(1) 10/100Mbps Fast Ethernet
- PSTN Interface with CID (Caller ID Detection)
- Powerful Acoustic Echo Canceller (Option)
 - Half Duplex (Default)
 - Full Duplex, Powerful Acoustic Echo Canceller (Option)
- Wall Mount
- Power Supply
 - Power over Ethernet (Option)
 - Internal SMPS Power (Default)

Hardware Specification

AP-VWP100 IP Video Wall PAD

RISC
CPU

High-end
DSP

- **Acoustic Echo Canceller (Option)**
 - Full-duplex operation during double-talk situations
 - One channel AEC, one channel LEC up to 256ms shared
 - Cancels echoes with up to 10dB echo return
 - Advanced noise reduction(up to 20dB)
- **Speaker**
 - Impedance : 8 +/-15%ohm at 1kHz, 1.0 Vrms
 - Sound Pressure : 90 +/- 3dB at 0.1W/10 CM
at 800Hz, 1.0kHz, 1.2kHz, 1.5kHz
 - Resonance Level : 550Hz +/- 20%Hz at Fo Hz, 1.0Vrms
 - Frequency Range : Fo Hz ~20kHz
 - Input Power : Normal : 1.0 W, Max : 2.0W
- **Audio Amplifier**
 - 1-W BTL Output(5V, 0.11 % THD+N)
 - Uncompensated Gains of 2 to 20 (BTL Mode)
 - Thermal and Shot-circuit Protection
 - High Supply Ripple Rejection Ratio
- **PoE(Power over Ethernet), Option**
 - IEEE802.3af compliant
 - Input voltage range 36V to 57V
 - Short-circuit Protection

Hardware Specification

AP-VWP100 IP Video Wall PAD

RISC
CPU

High-end
DSP

- **LCD Controller**
 - One-Chip Solution for amorphous TFT-LCD
 - Support resolution up to 480xRGBx640
 - Built-in 172800 bytes internal RAM
 - 6,8,16, and 18-bit RGB Interface
 - Resize Function (x ½, x ¼)
 - On-Chip Power Management System
- **Video Camera (Option)**
 - High Sensitivity for low-light operation
 - Output support for Raw RGB, RGB, and YCrCb format
 - Image Size : VGA, QVGA, and any size scaling down from CIF to 40x30
 - Support AEC, AGC,AWB, ABF, ABLC
 - Saturation Level, Edge Enhancement Level, De-noise level Auto adjust

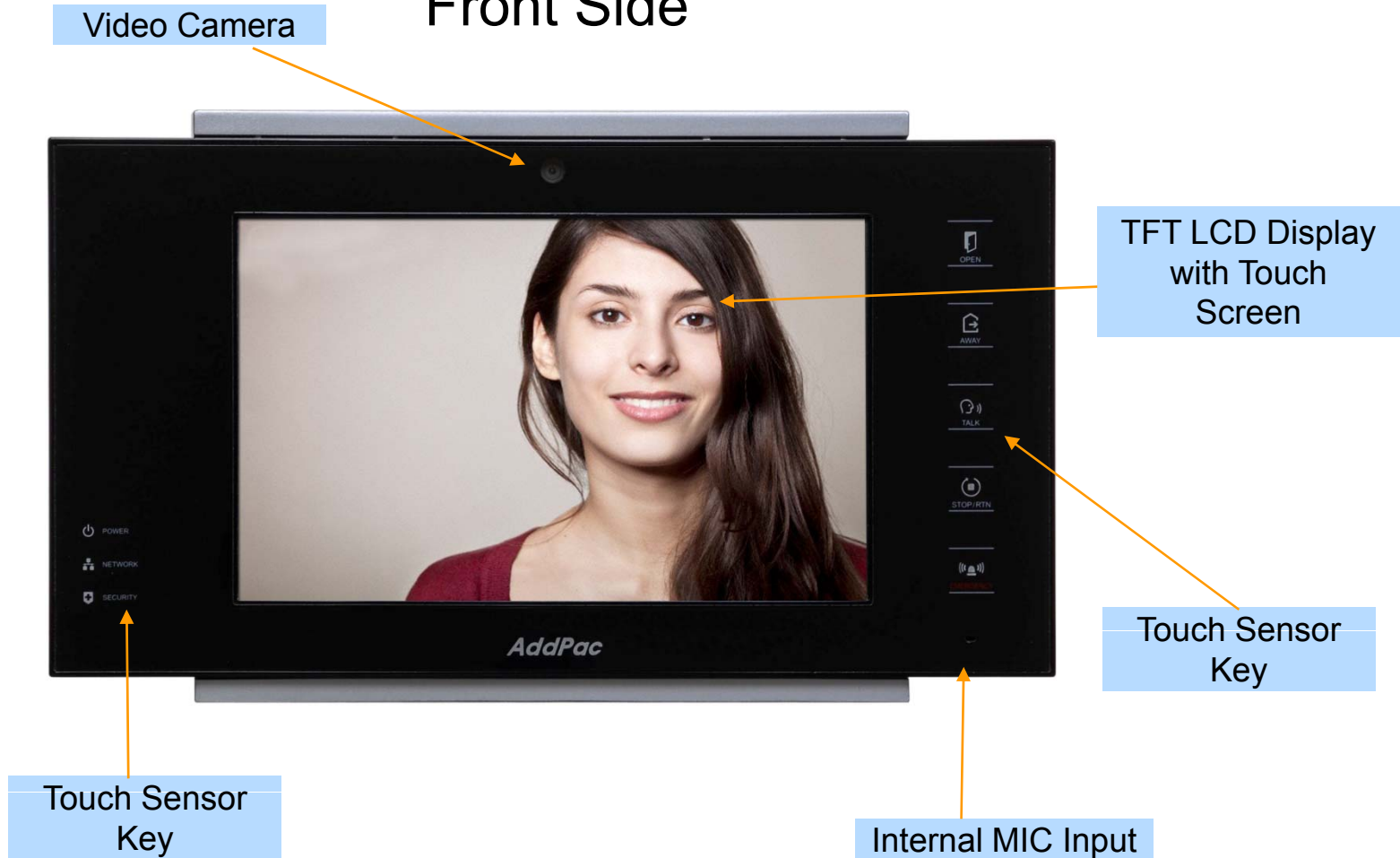
Hardware Specification

AP-VWP100 IP Video Wall PAD

RISC
CPU

High-end
DSP

Front Side



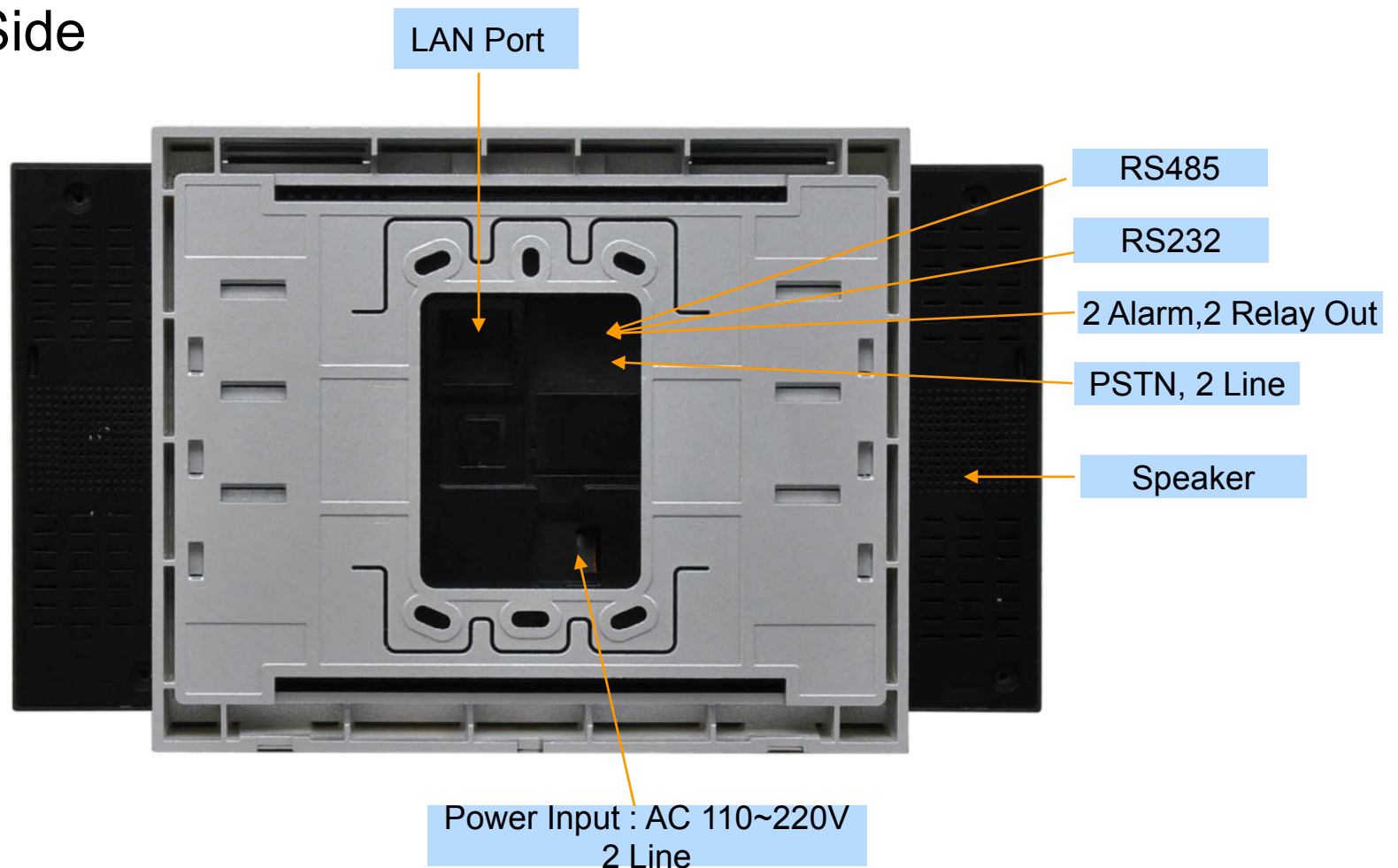
Hardware Specification

AP-VWP100 IP Video Wall PAD

RISC
CPU

High-end
DSP

Back Side



Smart Door Phone Appl.



Contents

- AddPac AP-SAD100 Android Video Door Phone Appl.
 - AP-SAD100 Android Door Phone Appl. Overview
 - AP-SAD100 Network Service Diagram
 - AP-SAD100 SIP Register Diagram
 - AP-SAD100 SIP Video Call Flow Diagram
 - AP-SAD100 UI Design
 - AP-SAD100 Setting and Configuration
- 3'rd Party Video Phone Appl.(ex: Linphone)

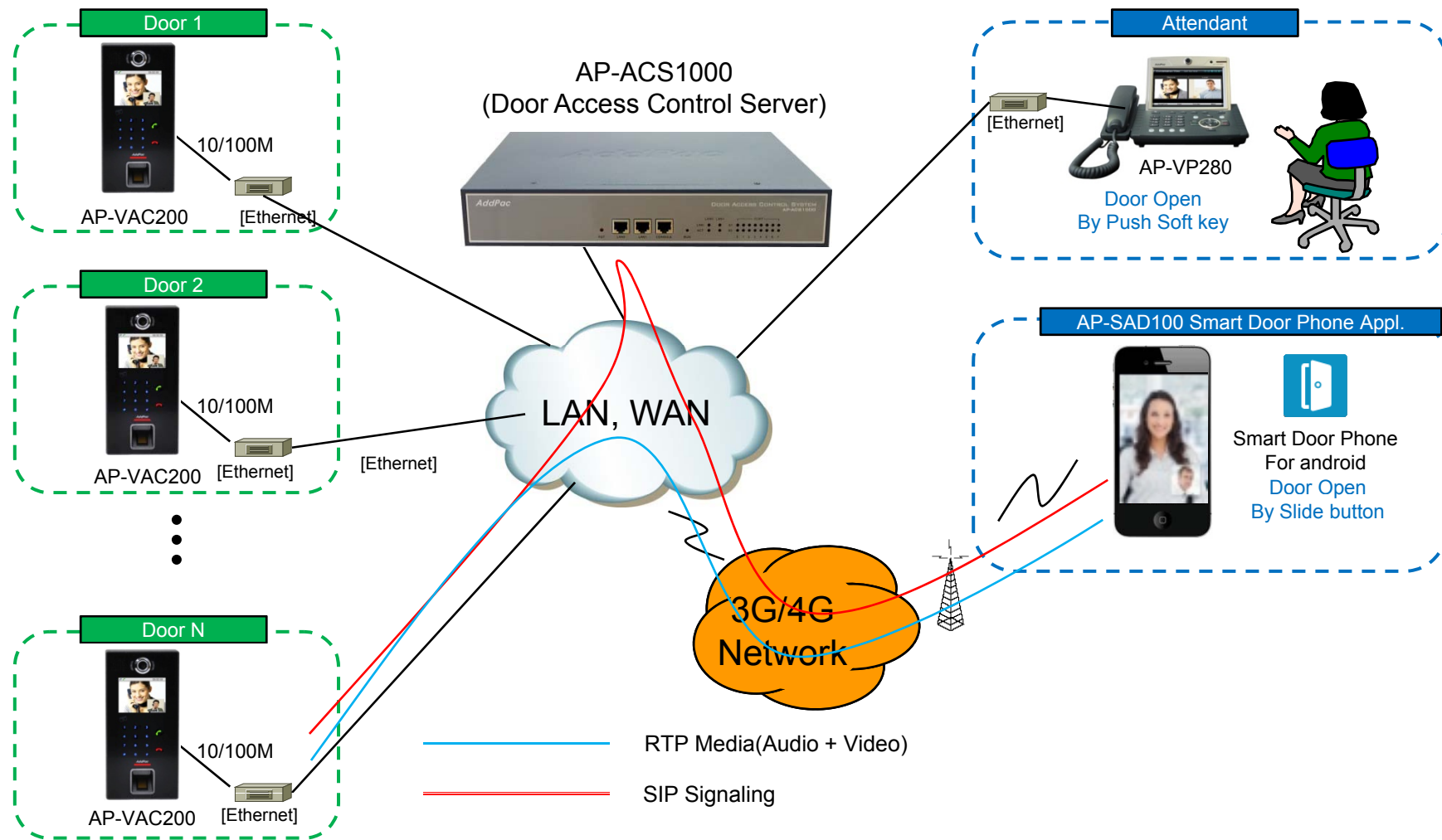
AddPac Smart Door Phone (Android Appl.)



AP-SAD100 Overview

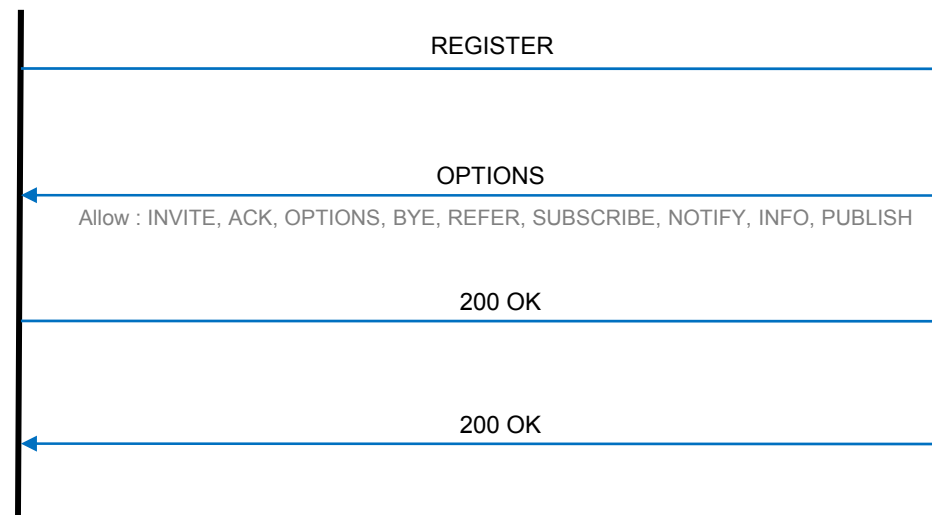
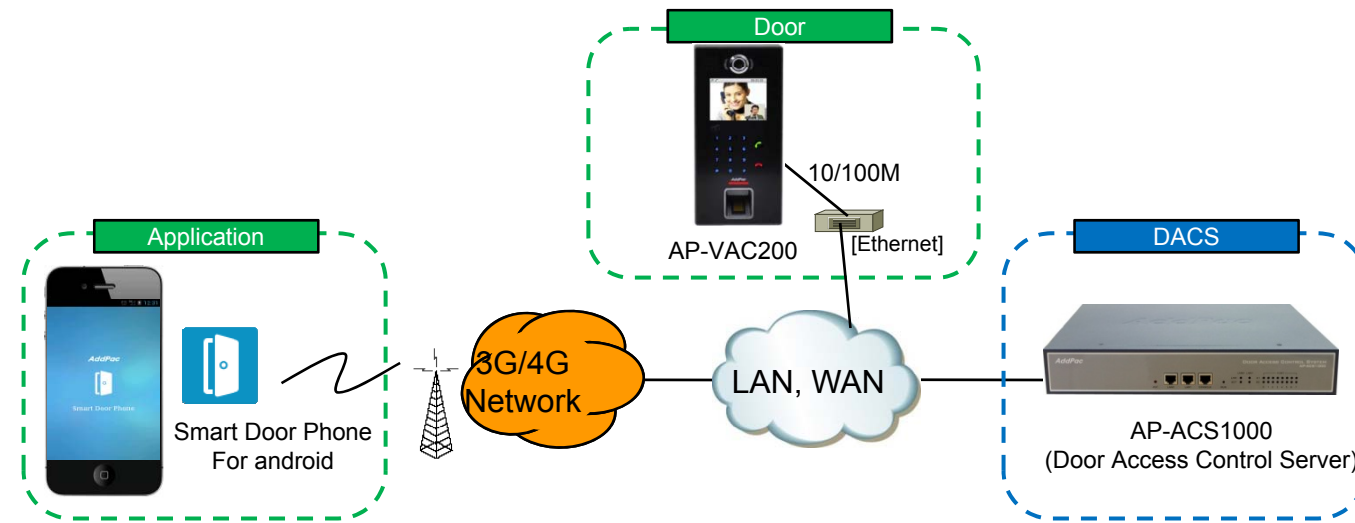
- It supports receiving a video call from door side video door phone by visitor.
- It supports opening the door optionally with password.
- It supports making a video call to door side video door phone to see door side.
- It supports unidirectional video stream from door phone or bidirectional video stream to door phone optionally.
- It supports standard based SIP signaling protocol.
- It supports below voice and video codecs
 - Voice Codec : G.711ulaw/alaw, G.726
 - Video Codec : H.264, H.263. MPEG4

AP-SAD100 Network Service Diagram



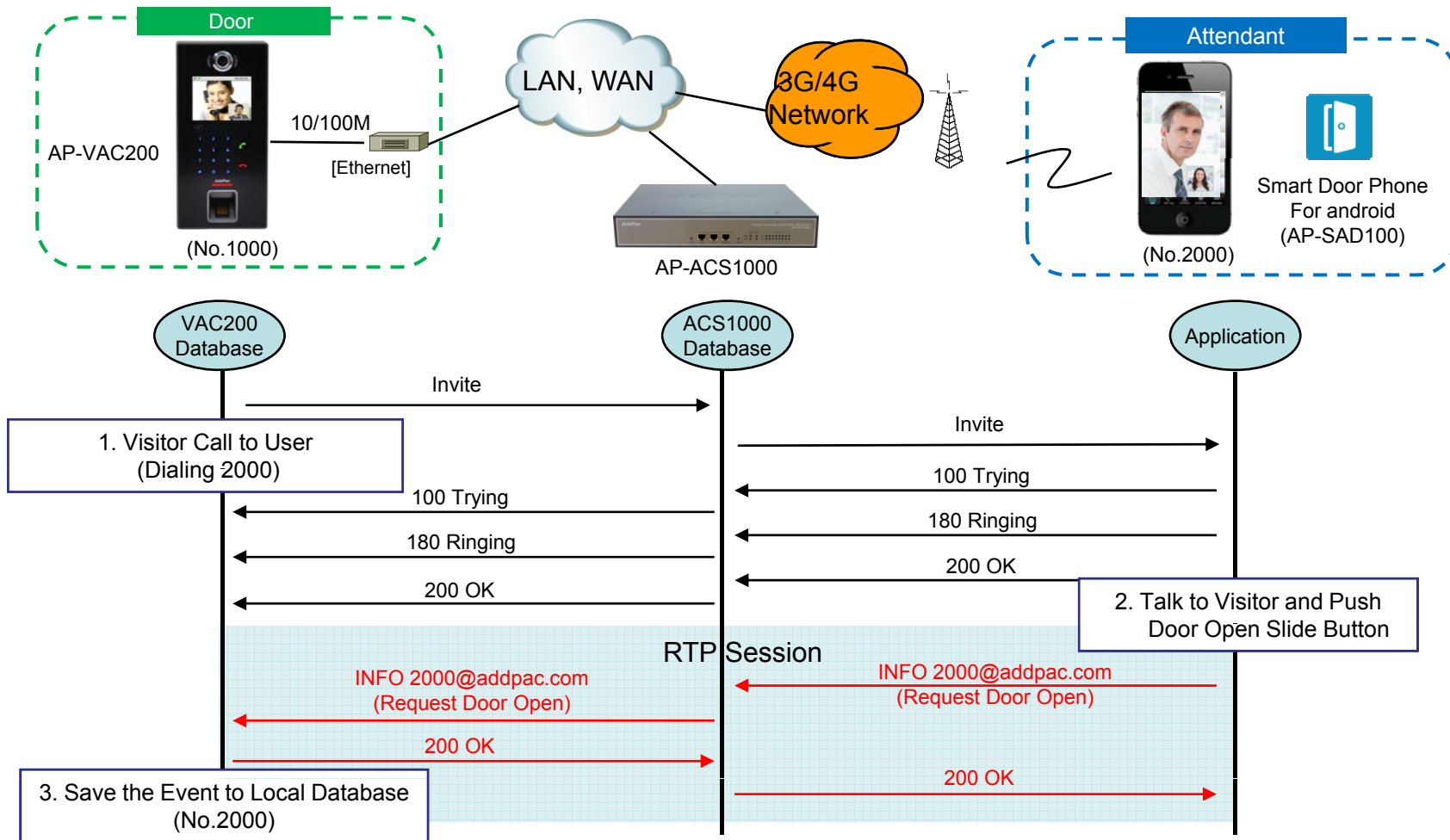
SIP Register

Smart Door Phone Application Register to AP-ACS1000



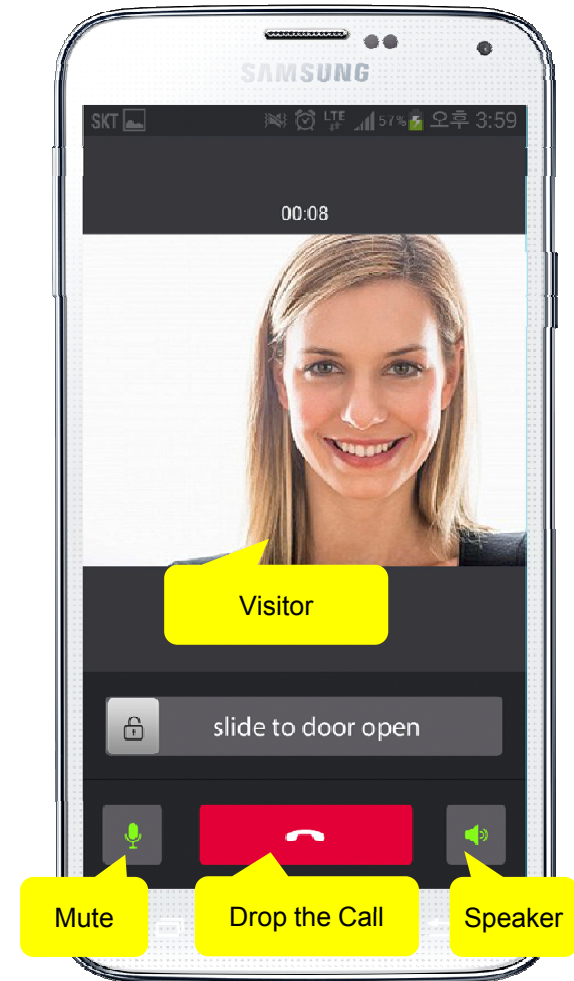
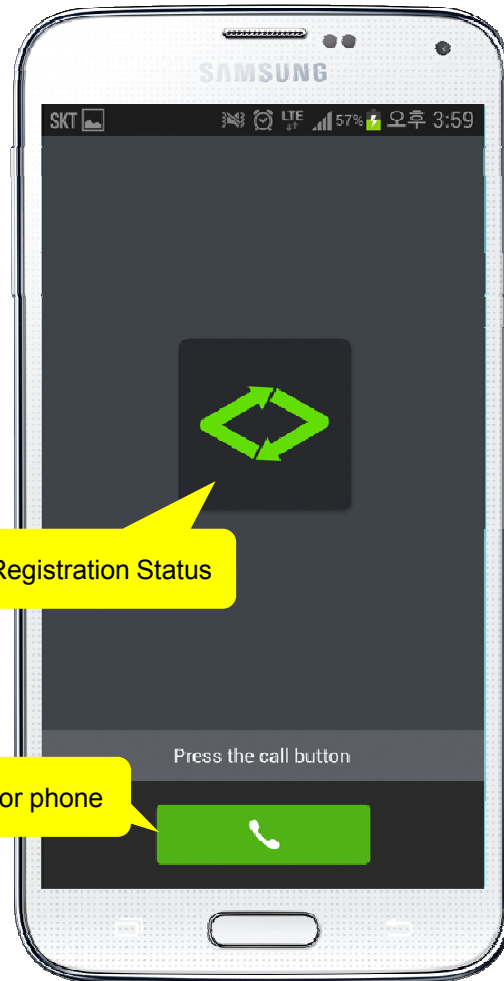
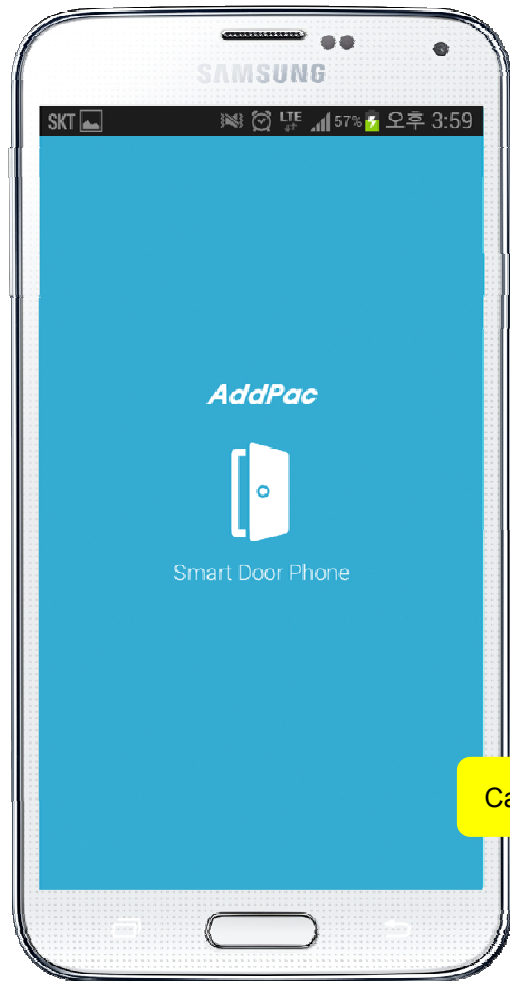
SIP Video Call Flow

Door Open Flow



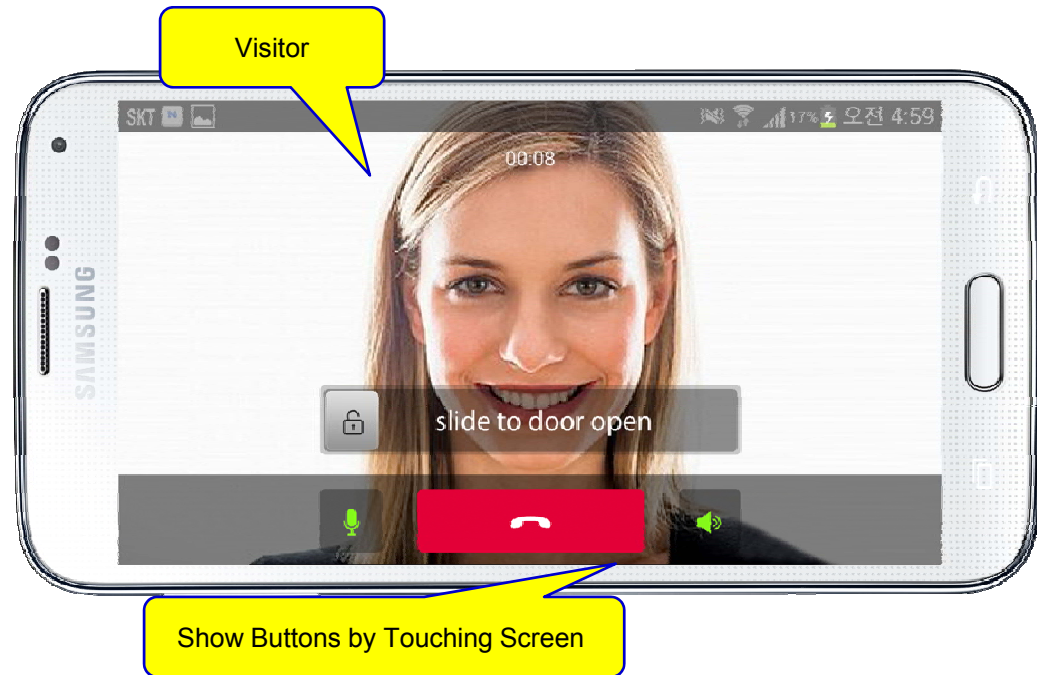
Smart Door Phone App.

Main screen (portrait)



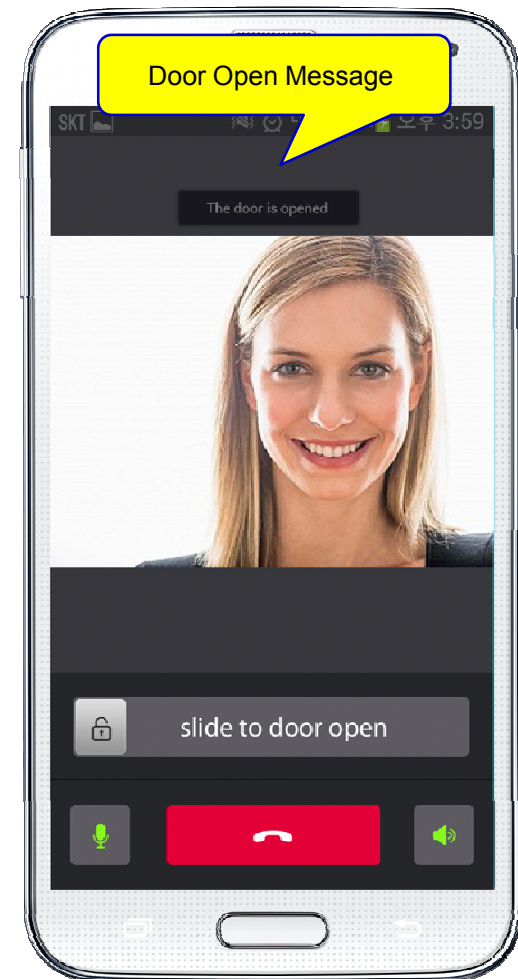
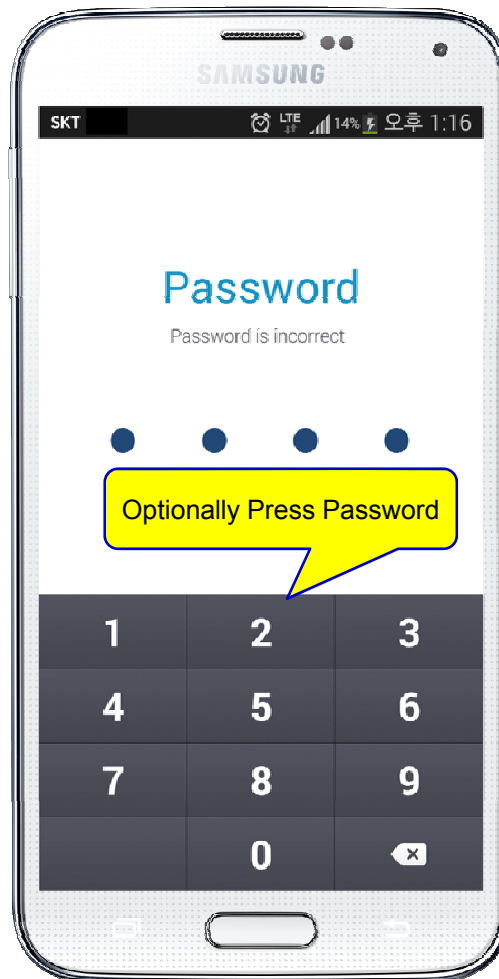
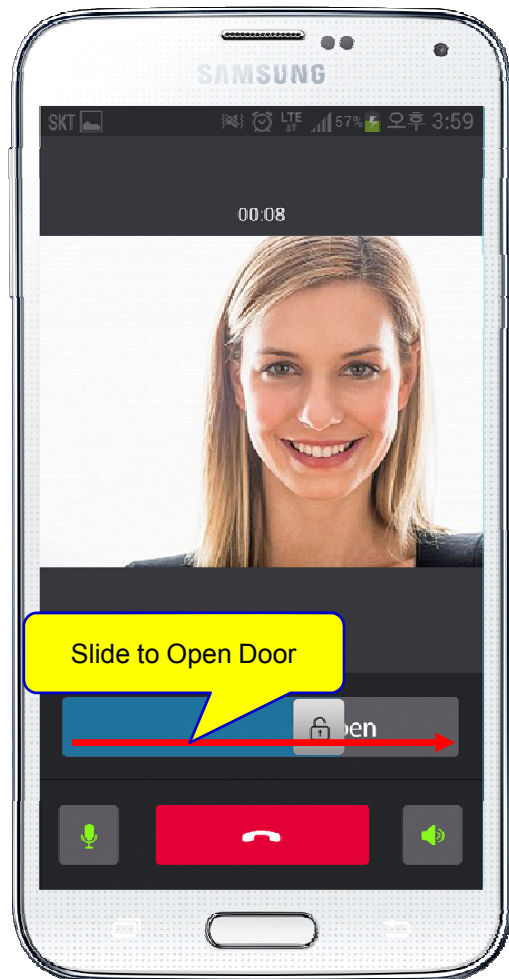
Smart Door Phone App.

Main screen (landscape)



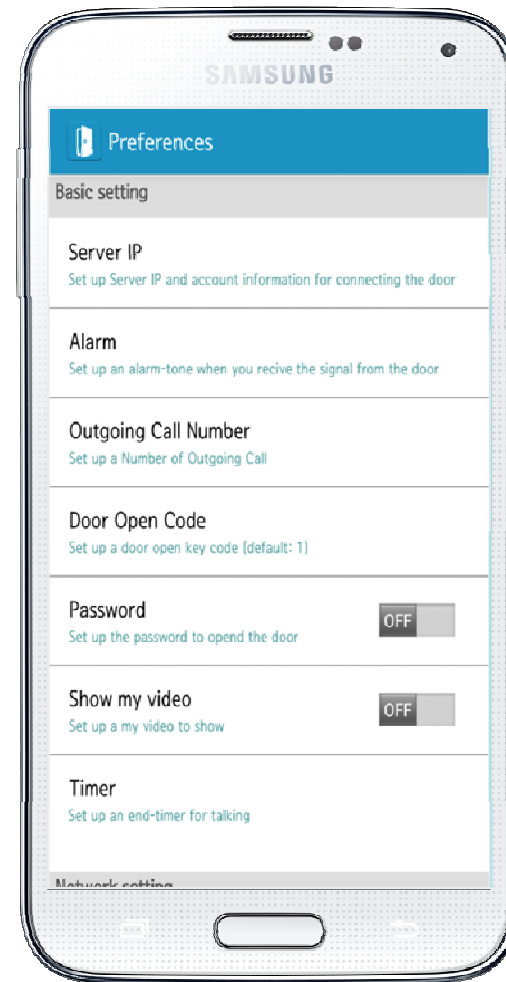
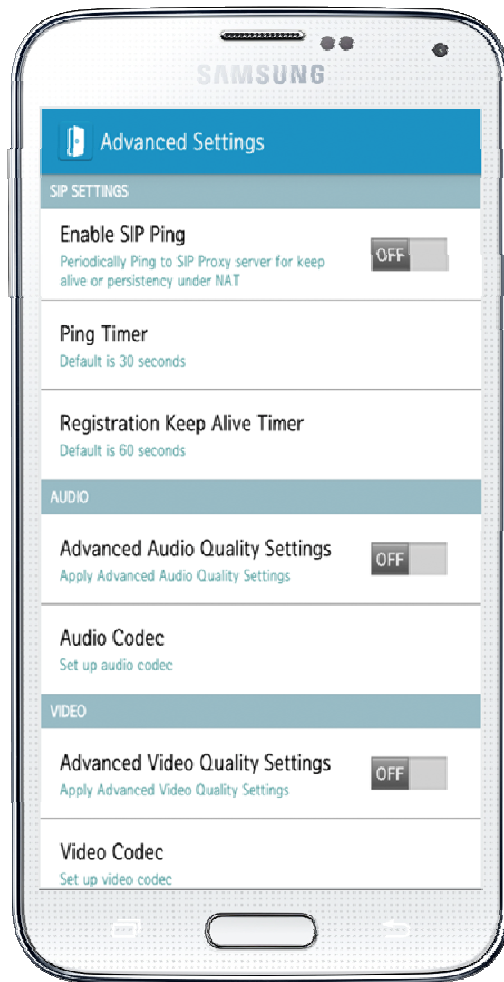
Smart Door Phone App.

Main screen (open the door)



Smart Door Phone App.

Application Settings



3'rd Party Smart Door Phone Appl.



Linphone Smart Phone Appl. Overview

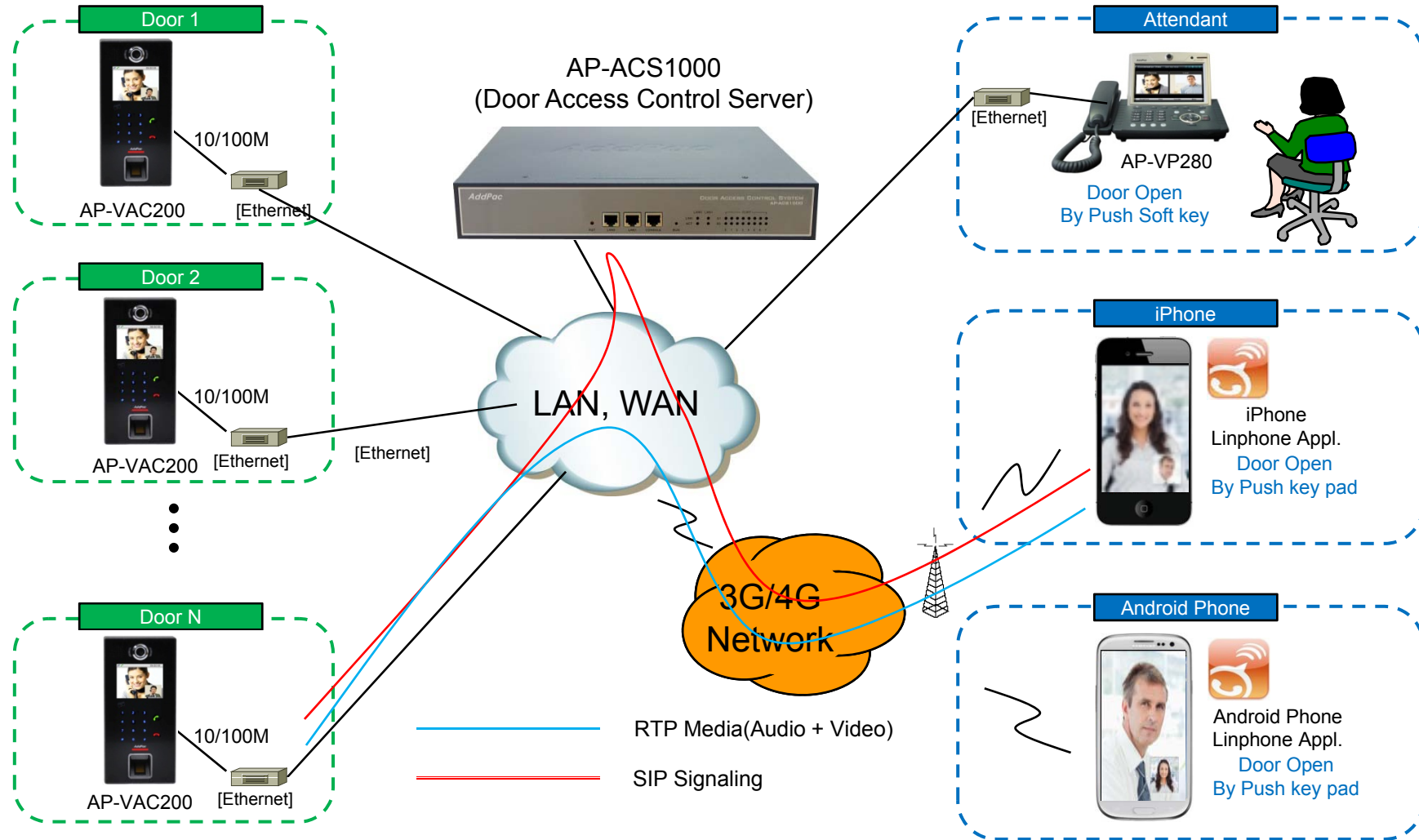
- Open source **video SIP phone** for mobile.
 - Support for Android and iPhone/iPad(with video support)
- SIP user agent compliant with RFC3261
- DTMF (telephone tones) support using SIP INFO or RFC2833
- Support for voice and video codec
 - Voice Codec : G.711ulaw/alaw, G.722, G.729 ...
 - Video Codec : H264, etc



Linphone

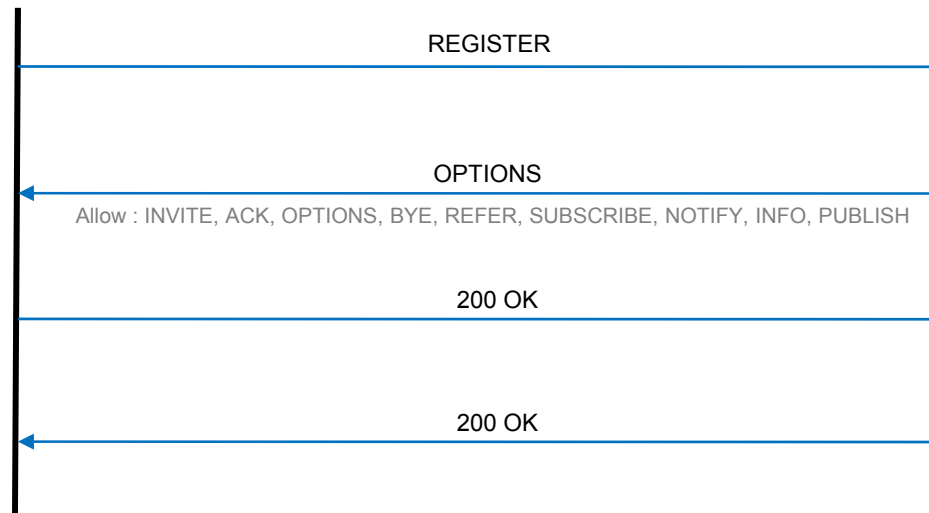
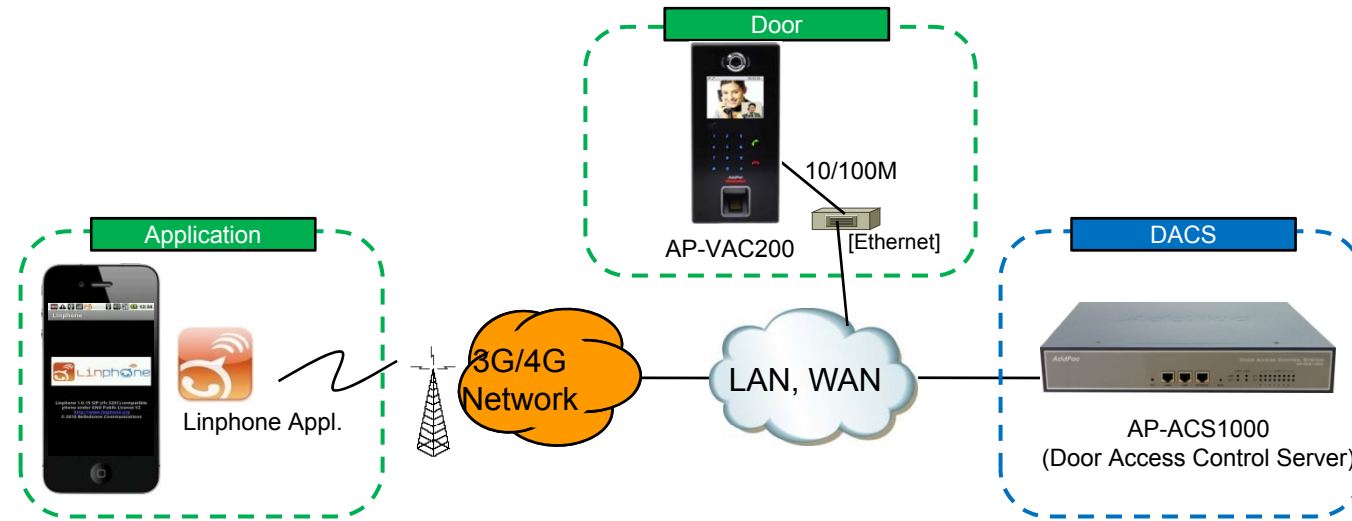


AP-VAC200 Video Service Diagram



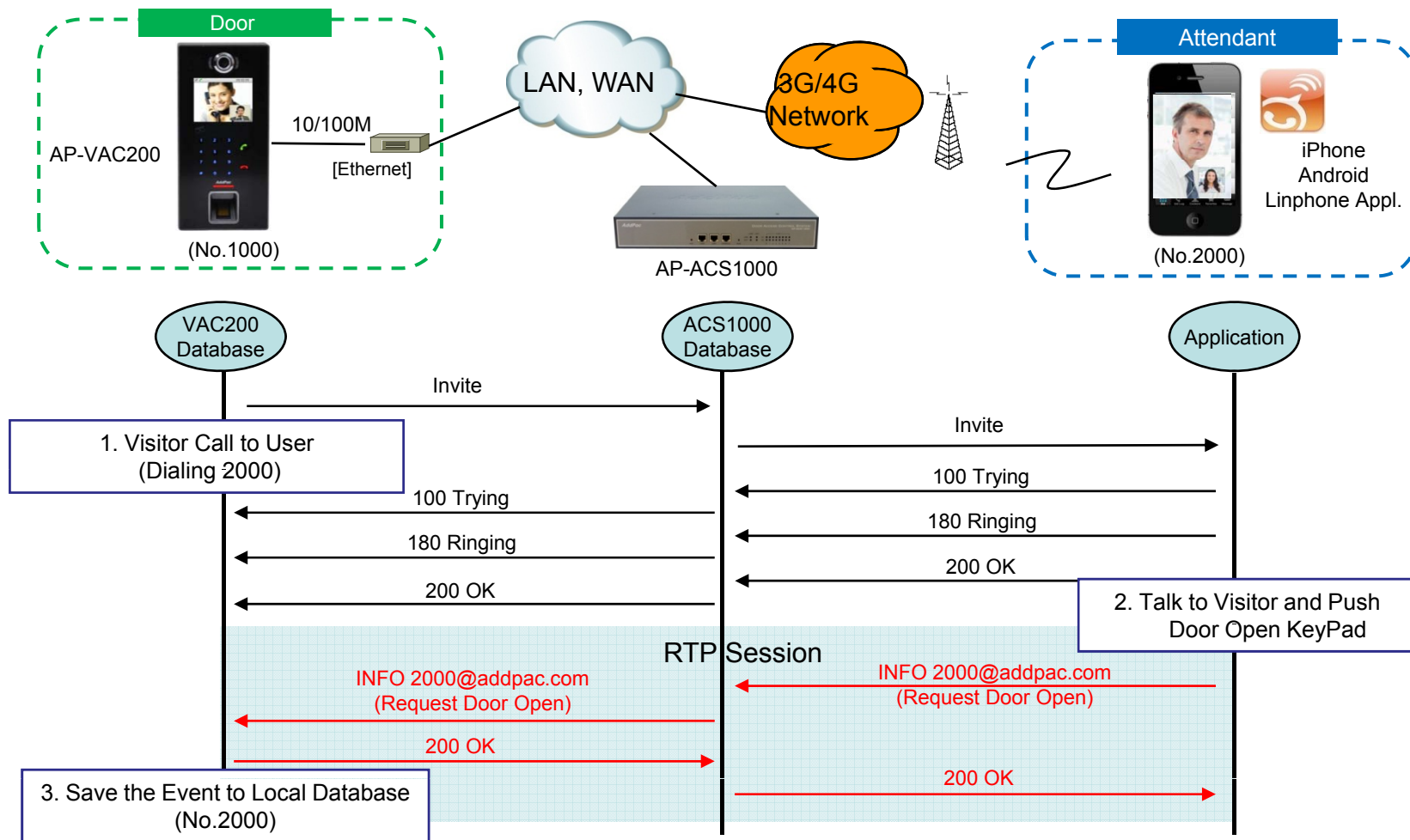
SIP Register

Linphone Application Register to AP-ACS1000



SIP Video Call Flow

Door Open Flow





Thank you!

AddPac Technology Co., Ltd.
Sales and Marketing

Phone +82.2.568.3848 (KOREA)

FAX +82.2.568.3847 (KOREA)

E-mail : sales@addpac.com