

CDMA Gateway Series

AddPac Proprietary Voice Confirmed Call Connection Scheme for CDMA gateway



AddPac

AddPac Technology






2012, Sales and Marketing

Contents

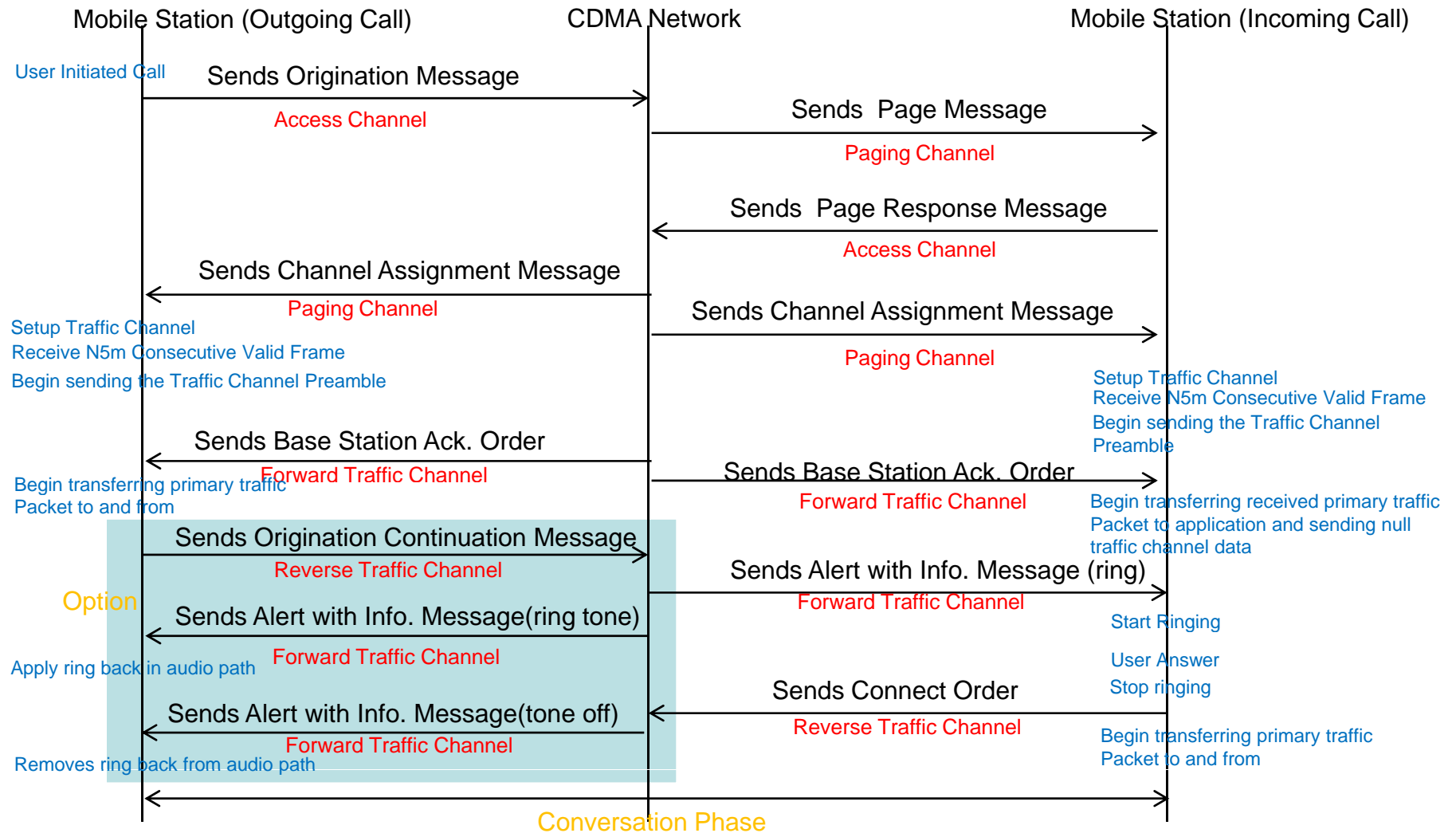
- CDMA Gateway Service Diagram
- AddPac CDMA Gateway Comparison Table
- General CDMA Call Flow Diagram (MS-BS-MS)
 - Option Mode
 - Default Mode
- Voice Confirmed Call Connection Scheme (CDMA gateway-BS-MS)
 - Other Vendor Scheme
 - AddPac Proprietary Scheme



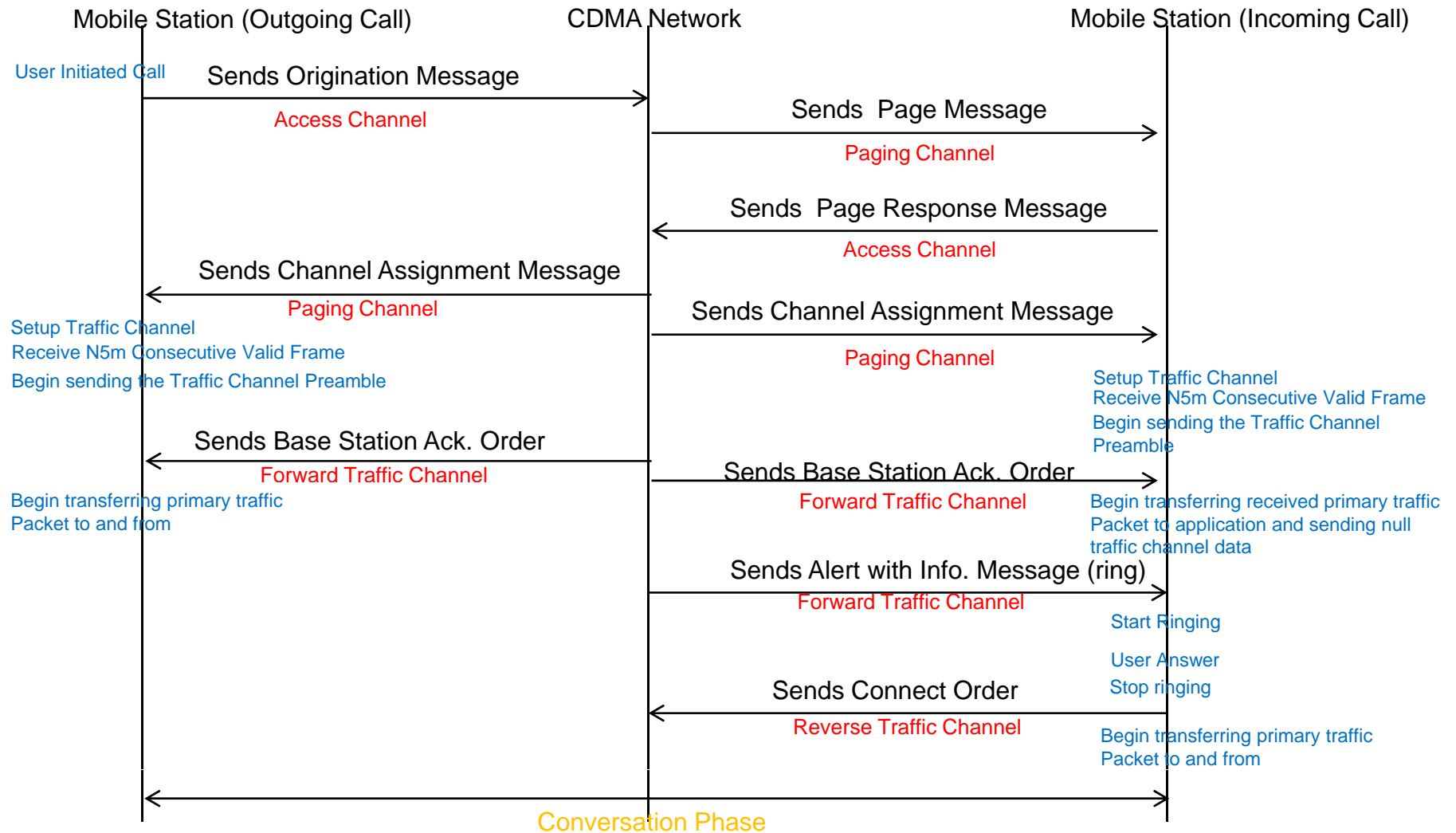
GSM/CDMA Gateway Comparison Table

Model	AP-GS1500	AP-GS2000	AP-GS2500	AP-GS3000	AP-GS3500
					
Available Modules	AP-N1-GSM4 AP-N1-CDMA4 AP-N1-FXS8 AP-N1-FXO8 AP-N1-FXS4O4	AP-N1-GSM4 AP-N1-CDMA4 AP-N1-FXS8 AP-N1-FXO8 AP-N1-FXS4O4 AP-N1-E1	AP-N1-GSM4 AP-N1-CDMA4 AP-N1-FXS8 AP-N1-FXO8 AP-N1-FXS4O4 AP-N1-E1	AP-N1-GSM4 AP-N1-CDMA4 AP-N1-FXS8 AP-N1-FXO8 AP-N1-FXS4O4 AP-N1-E1	AP-N1-GSM4 AP-N1-CDMA4 AP-N1-FXS8 AP-N1-FXO8 AP-N1-FXS4O4 AP-N1-E1
GSM/CDMA Channel	Up to 8 Channel	Up to 12 Channel	Up to 16 Channel	Up to 36 Channel	Up to 36 Channel
GSM/CDMA Antenna	One(1) / 4 Channel GSM/CDMA Module	One(1) / 4 Channel GSM/CDMA Module	One(1) / 4 Channel GSM/CDMA Module	One(1) / 4 Channel GSM/CDMA Module	One(1) / 4 Channel GSM/CDMA Module
Module Slot	Two(2) Module Slots for GSM/CDMA	Three(3) Module Slots for GSM/CDMA	Four(4) Module Slots for GSM/CDMA	Nine(9) Module Slots for GSM/CDMA, E1/T1 Module Slot	Nine(9) Module Slots for GSM/CDMA, E1/T1 Module Slot
LAN Port	2	2	2	2	2
Console	1	1	1	1	1
Power	Single PSU	Single PSU	Single PSU	Single PSU	Dual PSU (module)

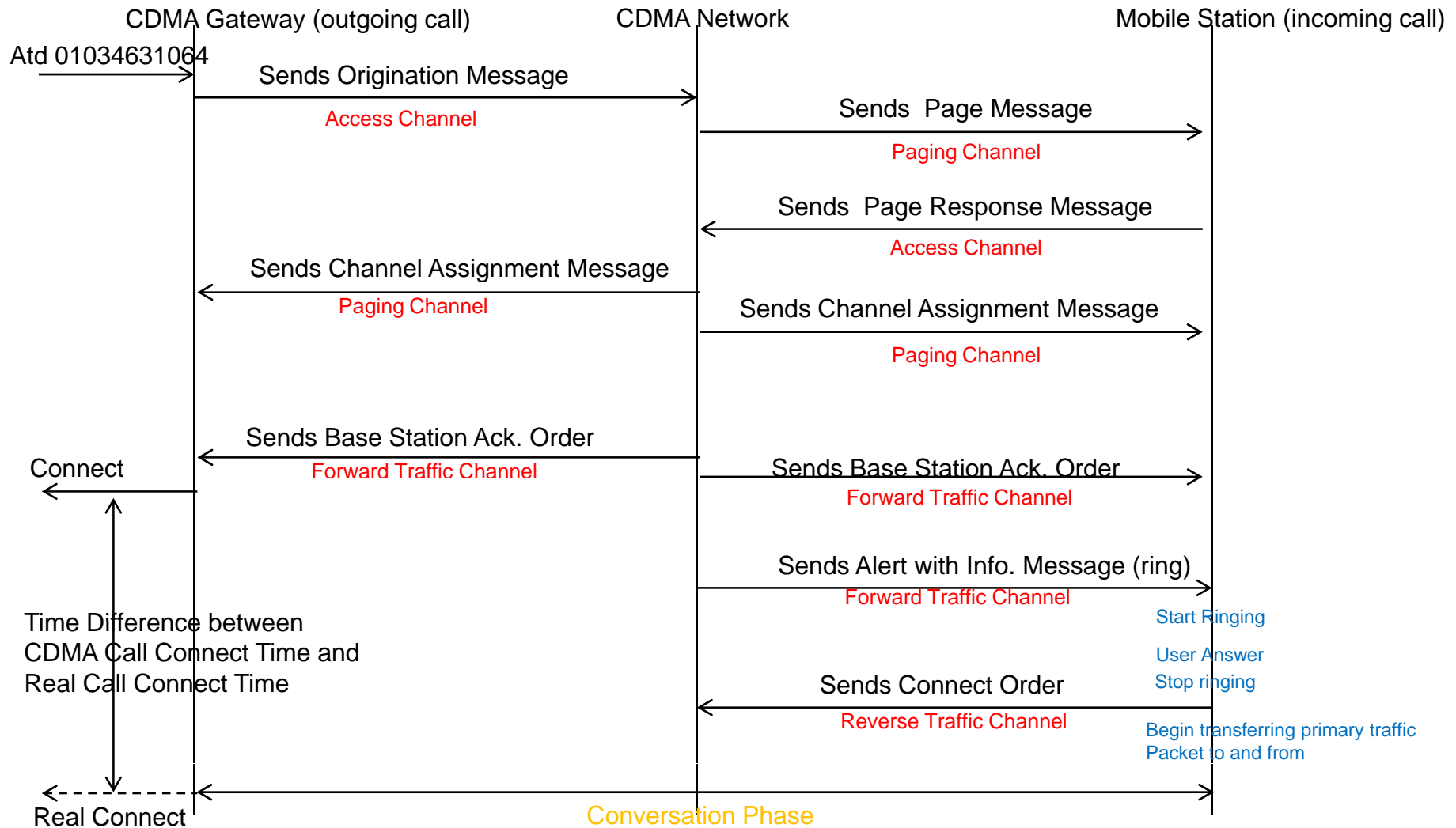
General CDMA Call Flow Diagram (Mobile – BS-Mobile) : option mode



General CDMA Call Flow Diagram (Mobile – BS-Mobile) : default mode



General CDMA Gateway Call Flow Diagram (CDMA Gateway - BS - MS)



CDMA Gateway Series

Thank you!

AddPac Technology Co., Ltd.
Sales and Marketing

Phone +82.2.568.3848 (KOREA)

FAX +82.2.568.3847 (KOREA)

E-mail sales@addpac.com