

AP-VAC20™

IP Video Door Phone

High Performance IP Video Door Phone Solution



Smart Video Controller
for Automatic Video PopUp
Service in PC

AddPac

AddPac Technology

2011, Sales and Marketing

www.addpac.com

Contents

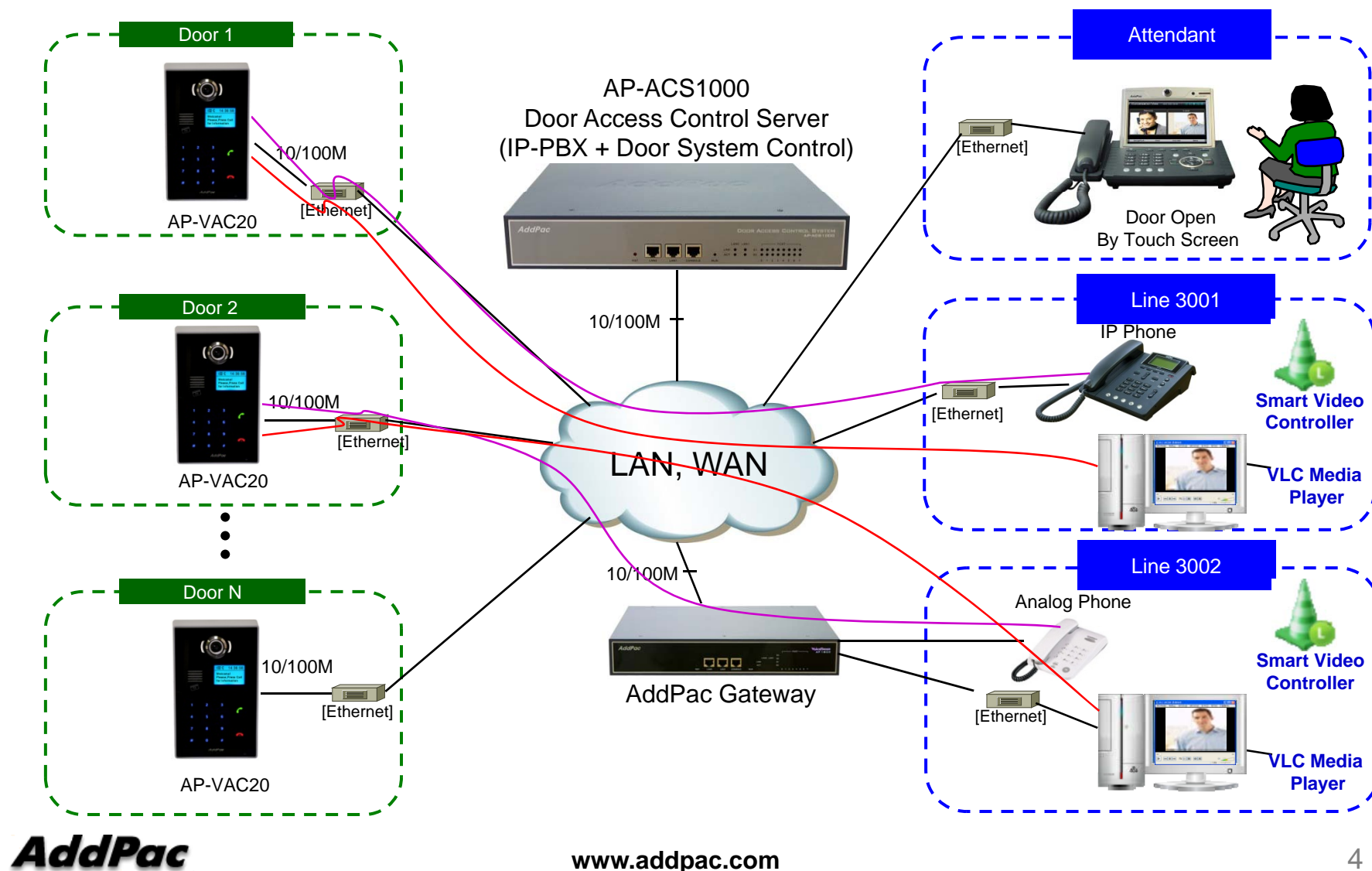
- Overview
- Smart Video Controller Service Diagram
- Smart Video Controller Configuration
 - Configuration
 - Program Setup
- Smart Video Controller Service
 - VAC20 to IP Phone with VLC
 - VAC20 to Analog Phone with VLC
- Smart Video Controller Service Scenario

Overview

- Smart Video Controller Features
 - MS Window based Program : XP, Vista, Window7 support
 - Voice : IP Phone or Analog Phone(Legacy PBX)
 - Video: MS Window Program, PC based Video Decoder & Displayer
 - RTSP(Real Time Streaming Protocol) Protocol Support
 - Video Communication Service for general analog phone, IP phone user
 - I. VAC20 to IP Phone with VLC Player
 - II. VAC20 to Analog Phone with VLC Player



Smart Video Controller Service Diagram



Smart Video Controller Configuration

Smart Web Manager
www.addpac.com

SVC Configuration

No.	Called-Number	IP Address	Port
1	1000	172.17.117.20	19999
2	2000	172.17.117.28	19999
3			
4			
5			
6			
7			
8			
9			
10			
11			

Information

AddPac Technology
Model : VAC50_G2
DACS : 172.17.216.250 (4080)
DACS Registration : Success
SIP : 172.17.250.250(5060)
SIP Registration : Success

Description

Setup VLC IP Address and Port.

[Figure 1]
AP-VAC20 Smart Web

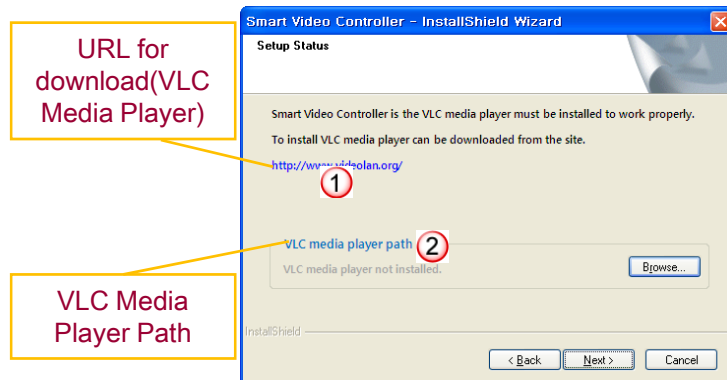
- ① Internal extension (line) number for voice only terminal such as analog phone, IP Phone, etc.
- ② Personal Computer's IP Address
- ③ Port Number (Default .19999)

Smart Video Controller Configuration (Cont.)

Smart Video Controller Program Setup

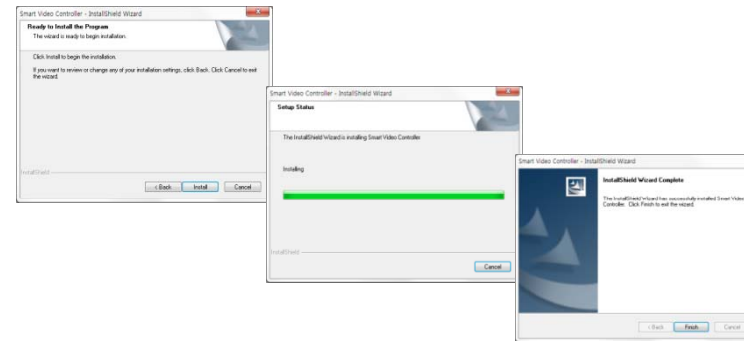
VLC Media Player Program must be pre-installed before Smart Video Controller program setup procedure.

(VLC Player is MS window software that support RTSP based Video Decoder & Display service

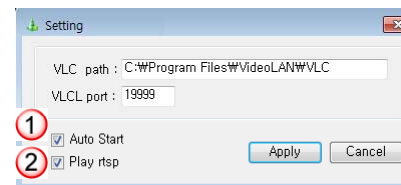


[Figure 1]
VLC Media Player Install Shield

- | | |
|---|----------------------------------|
| 1 | VLC Program Download URL Address |
| 2 | VLC Program Execution File Path |



[Figure 2]
Smart Video Controller Install Progress

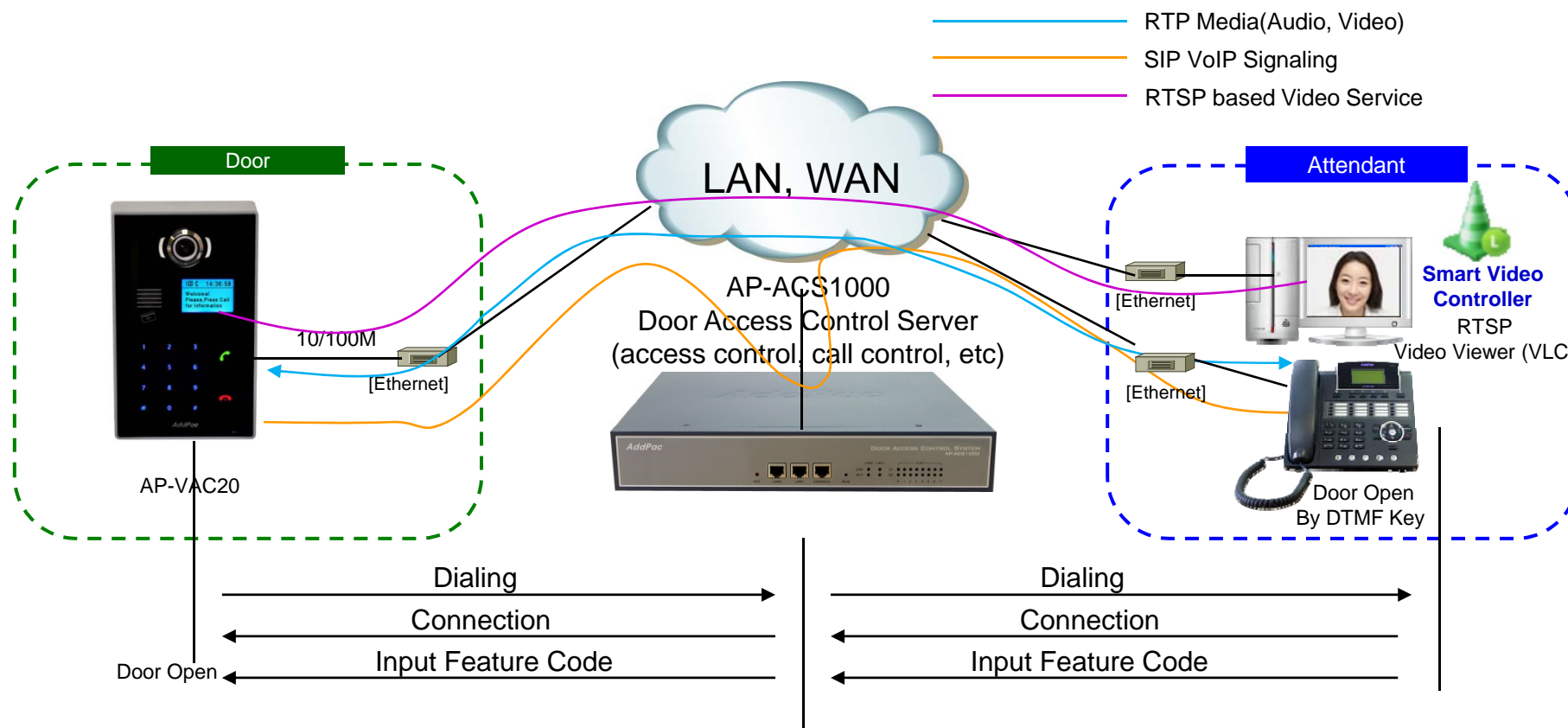


[Figure 3]
Smart Video Controller Setting

- | | |
|---|---------------------------------------|
| 1 | Program Auto Start at PC booting time |
| 2 | Program enable/disable |

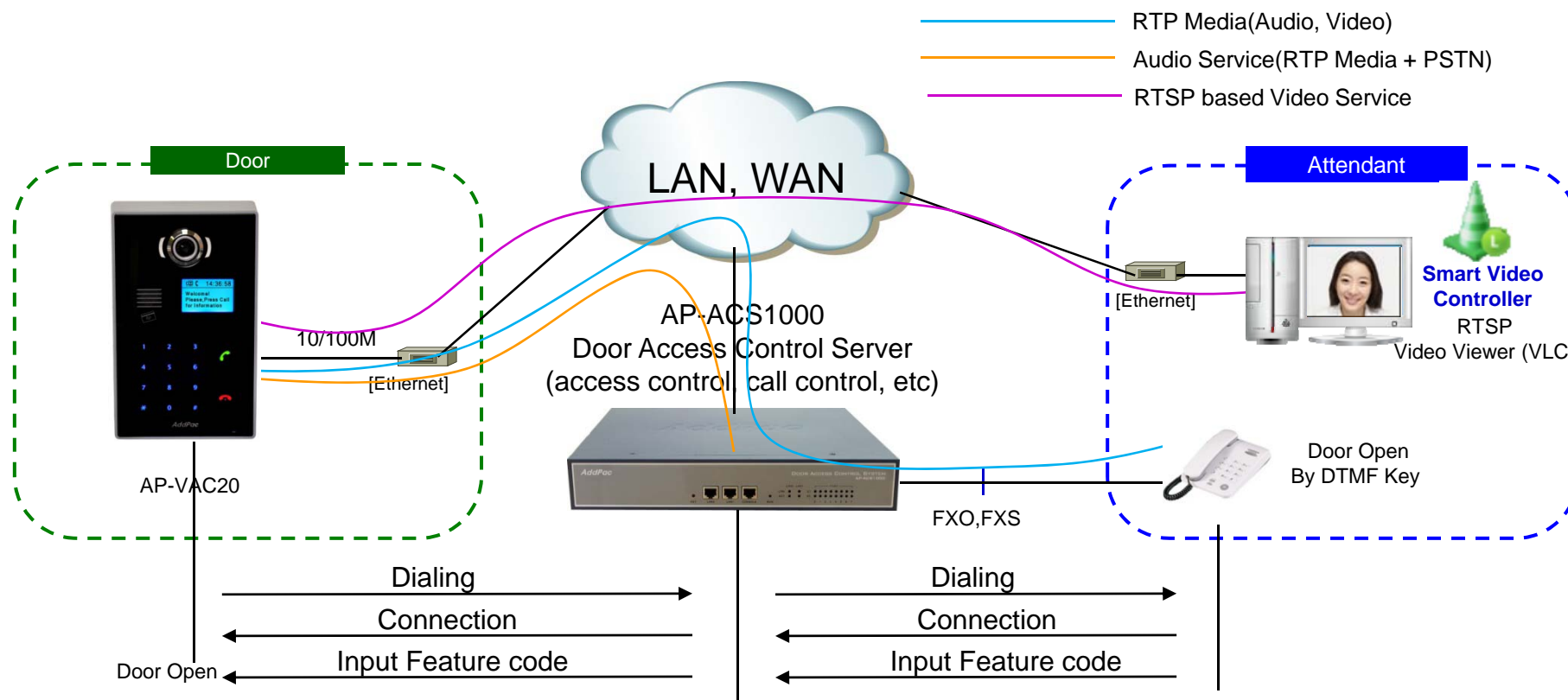
Smart Video Controller Service

: VAC20 to IP Phone with VLC

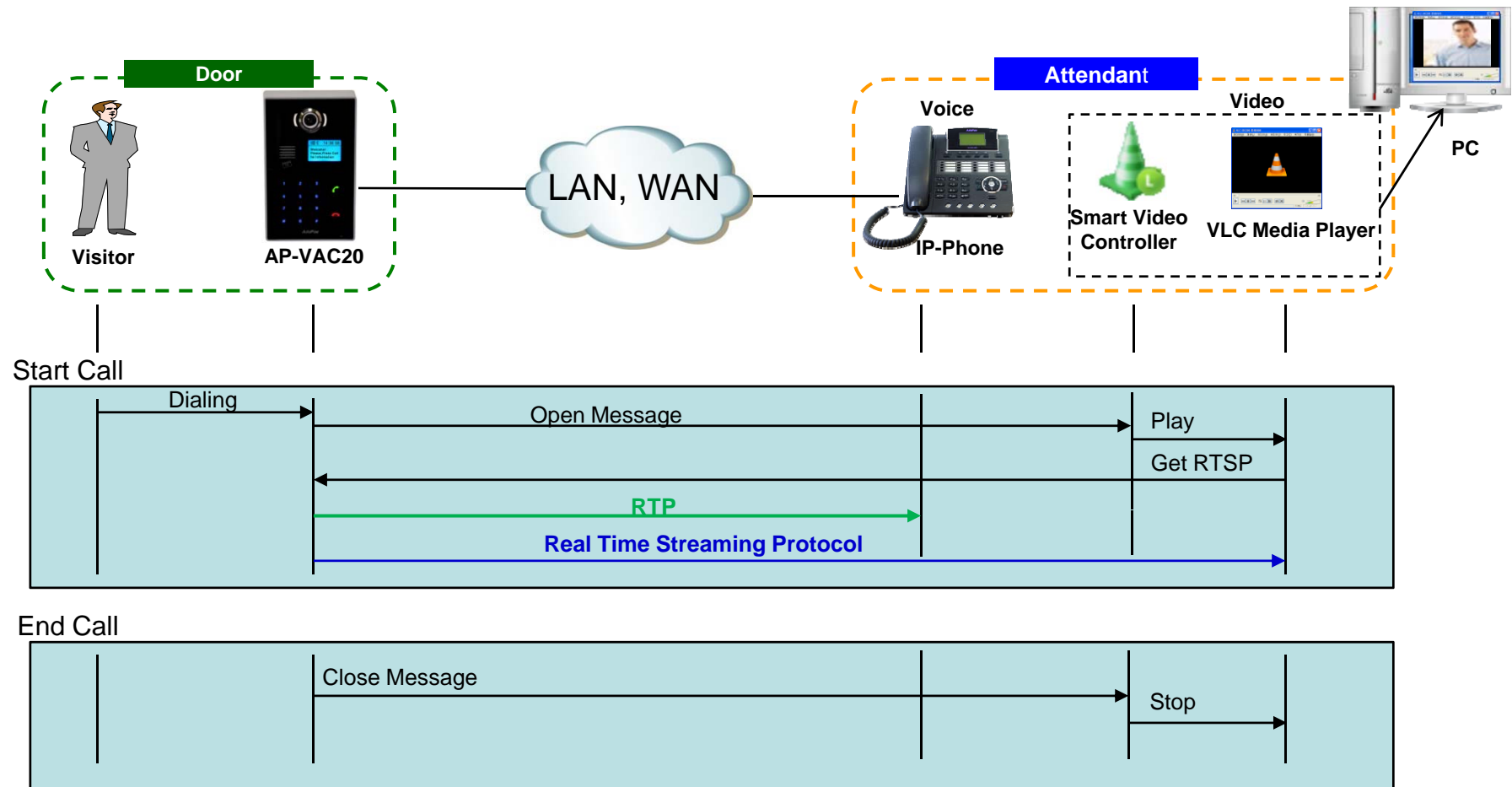


Smart Video Controller Service(Cont.)

: VAC20 to Analog Phone with VLC



Smart Video Controller Service Scenario





Thank you!

AddPac Technology Co., Ltd.
Sales and Marketing

Phone +82.2.568.3848 (KOREA)

FAX +82.2.568.3847 (KOREA)

E-mail sales@addpac.com