



# IPNext190™

## IP-PBX for SMB

High-performance Next Generation IP-PBX Solution

New Models for Voice  
Recording Extension

Preliminary Product Overview

(Without notice, following described technical spec. & Body Color (CASE) can be changed)



IPNext190R

# **AddPac**

**AddPac Technology**

2010, Sales and Marketing

# Contents

- IPNext190R Product Overview
- IPNext190R H/W Specification
- IPNext190R Voice Recording Service
- IPNext190R Network Diagram Example
- Personal Smart Window Interface for Management
- Recorded File Replay Service via IP Phone
- AddPac Voice Recording Solution Comparison
- Signal Flow Diagram for Voice Recording Service

# IPNext190R Product Overview

- Powerful IP-PBX for SMB
- Smart Management and User Friendly Features
- Fault Tolerant and Scalability Architecture
- RTP Proxy Service
- IVR Service
- User Presence Service
- Media Service : Ring back Tone, Music on Hold, Announcement, etc
- Unified Messaging Service : Voice Mail, etc
- **Voice Recording Service**
- Firmware Upgradeable Architecture
- Two(2) Fast Ethernet Interface
- Two(2) VoIP Module Slots for PSTN
- One(1) RS-232C Port for CLI



# IPNext190R H/W Specification




- IPNext190 Embedded Platform
- Voice Interface
  - Four(4) Module Slots for PSTN Interworking
- RISC Microprocessor Computing Power
- Memory Extension (**2G Flash Memory**) for Voice Recording
- Voice Codec
  - G.711, G.726, G.729, G.723.1
- Main Chassis
  - One(1) RS-232C Console (RJ45)
  - Two(2) Fast Ethernet Port
  - Internal Power Supply

# IPNext190R H/W Specification

64bit  
CPU

Audio  
Codec

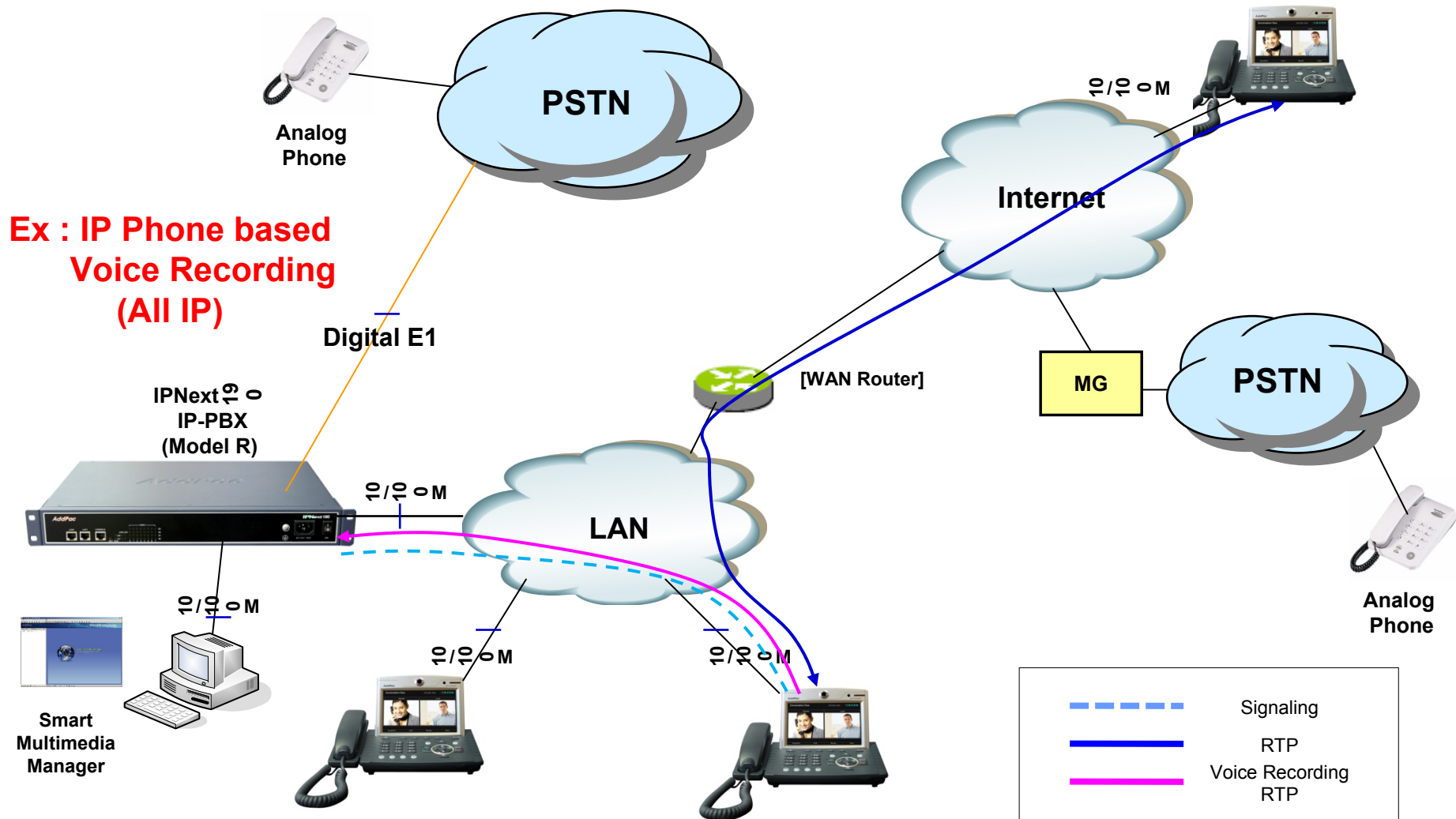
- **VoIP Interface Module**

AP-N1-FXS8	 A blue VoIP interface module with 8 RJ11 ports labeled 0-7, a power button, and a status indicator.	8-Port FXS Voice Processing Module (8 x RJ11)
AP-N1-FXO8	 A blue VoIP interface module with 8 RJ11 ports labeled 0-7, a power button, and a status indicator.	8-Port FXO Voice Processing Module (8 x RJ11)
AP-N1-FXO4S4	 A blue VoIP interface module with 4 RJ11 ports labeled 0-3 on the left and 4 on the right, a power button, and a status indicator.	4-Port FXO and 4-Port FXS Voice Processing Module (8 x RJ11)

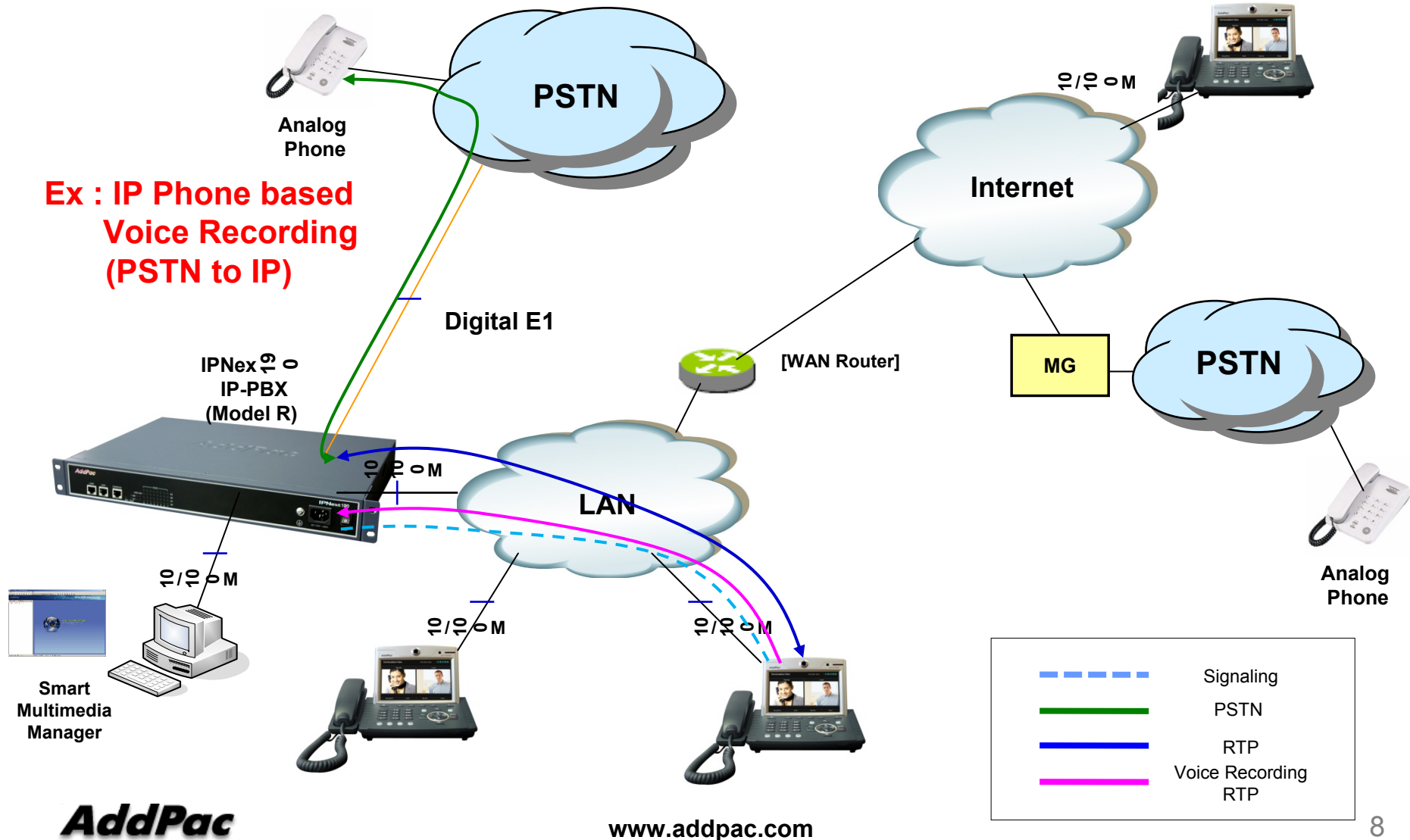
# IPNext190R Voice Recording Service

- IP based Voice Recording Service
  - IP Phone Voice Recording Support
  - Call Manager(RTP Proxy) based Voice Recording Support
- IP Phone Voice Recording Service using Function Key
- Web based Personal Smart Window
  - Monitoring Voice Recording Storage Quota
  - Play Recorded File using IP Phone
  - Browsing Recorded File by Smart Window
  - Recorded Files Backup and Restore

# IPNext190R Network Diagram (ex.)

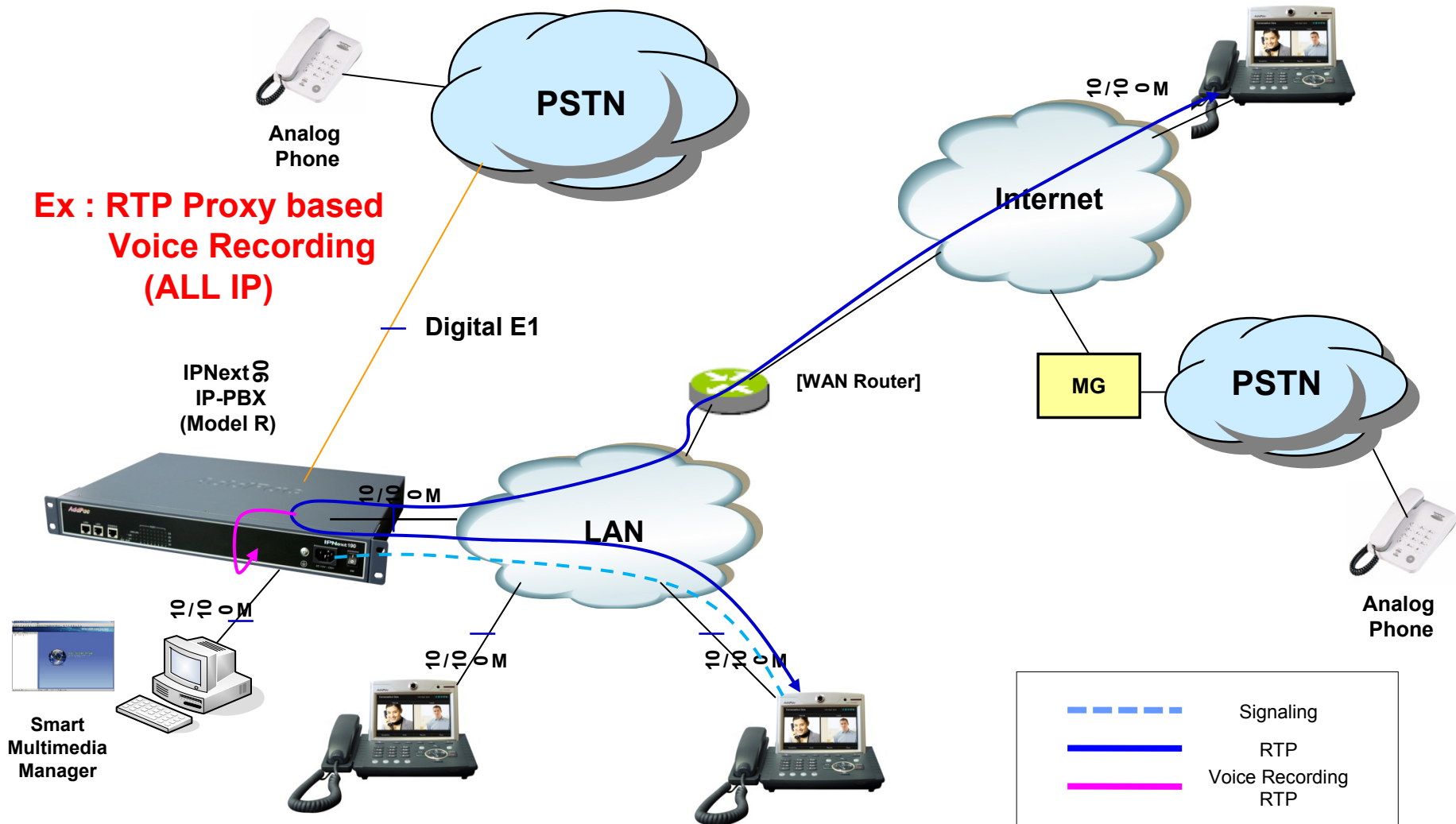


# IPNext190R Network Diagram(ex.)





# IPNext190R Network Diagram(ex.)



# Personal Smart Window Interface



Log in

# Personal Smart Window Interface

The screenshot displays the 'Smart Window' interface with the following components:

- Header:** 'Smart Window' logo and 'www.addpac.com'.
- Left Sidebar:**
  - Service:** Call Transfer, User Search, Speed Dial, Alarm.
  - Personal Information:** User Information.
- Main Content Area:**
  - Call Transfer Setup:**
    - Forward line : 4000 (checkbox)
    - Radio buttons for: The Number to be Transferred (selected), Voice Mail, User Absent Message.
    - Instructions: To enable Call Transfer for the extension number; Choose one of the number to be transferred, voice mail or user absent message.
    - Apply button.
  - Description:** Call Transfer either passes an incoming call to another designated user, leaves a message by e-mail or notifies to the caller by playing a user absent message. This feature can be enabled by setting each number and sets up forward, e-mail and user absent message.
  - Personal Quota:**

RBT	UMS	REC
10%	50%	40%

A red arrow points from the text 'Personal Storage Quota Information (Configured by Smart Multi-Media Manager)' to the 'Personal Quota' table.

Footer: ©AddPac Tehonology 2009. all rights reserved. view page in English

# Personal Smart Window Interface

## Recording File Search Result

Calling Num ▼ 9000 Search

	Calling Number	Called Number	Recording Start Time	Recording End Time	Duration (sec)	Play
<input type="checkbox"/>	9000	5000	2010/03/17 09:50:45	2010/03/17 09:51:45	60	<a href="#">Play</a>
<input checked="" type="checkbox"/>	9000	3000	2010/03/18 09:00:12	2010/03/17 09:00:45	33	<a href="#">Play</a>
<input checked="" type="checkbox"/>	9002	9000	2010/03/18 10:50:12	2010/03/17 10:55:12	300	<a href="#">Play</a>
<input type="checkbox"/>	9005	9000	2010/03/18 15:12:03	2010/03/18 15:12:13	10	<a href="#">Play</a>
<input type="checkbox"/>	9006	9000	2010/03/19 01:10:23	2010/03/19 01:11:10	47	<a href="#">Play</a>

[1] [2] [3] ... [Next]

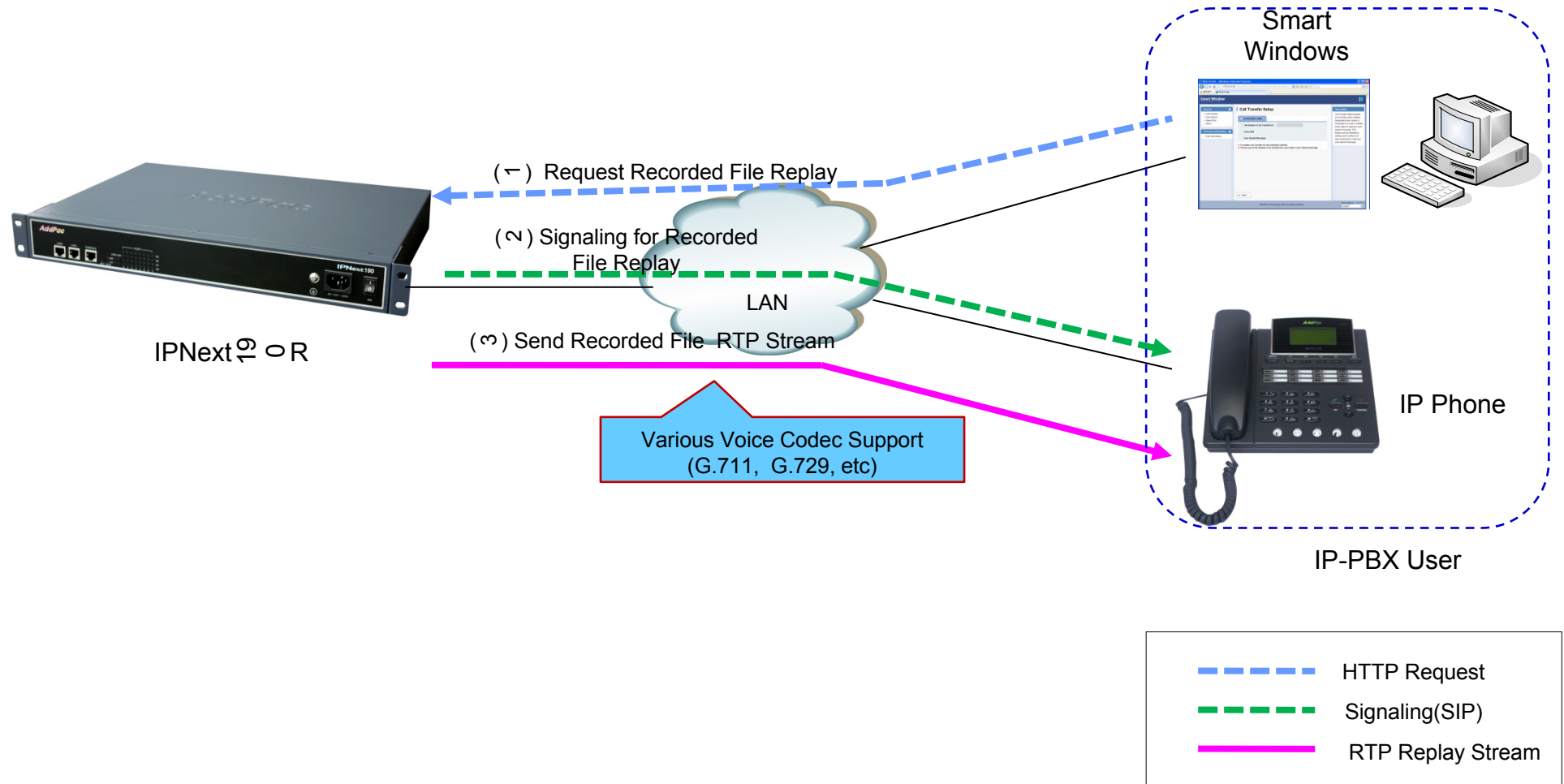
Backup

Powerful Recording Search  
\* calling number  
\* called number  
\* date  
\* call identifier, etc

Recording Play using IP Phone

Recording Backup  
\* selected files from recording server to PC storage

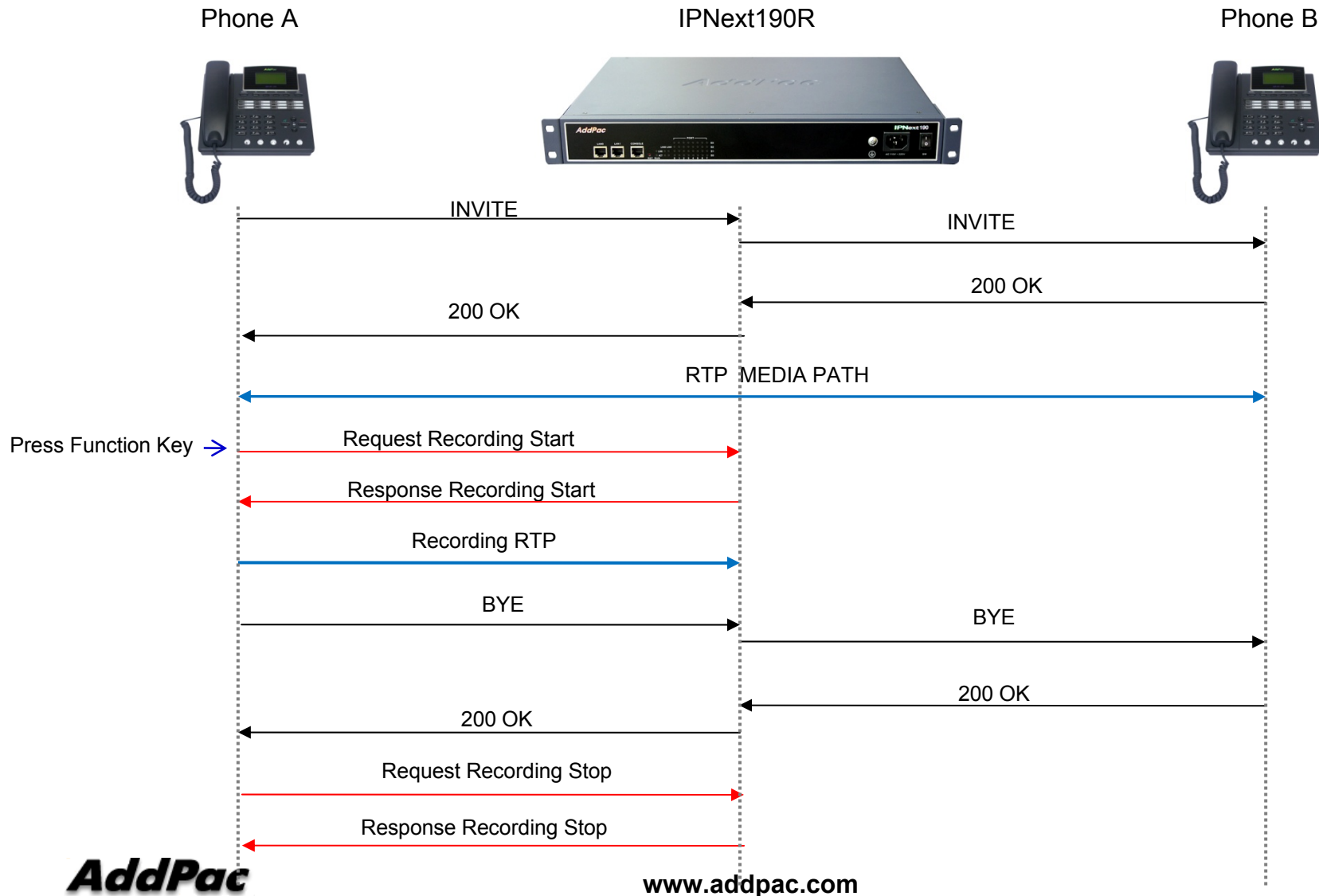
# Recorded File Replay with IP Phone



# AddPac Voice Recording Solution Comparison

Service Category	Service Features	AP-NR500/700 Voice Recording Server Features	IPNext190R Voice Recording Service Features
Performance	Concurrent Capacity	32Ch/64Ch	5Ch~
	Memory	HDD	Flash Memory
Recording Configuration	IP Phone based Personal Voice Recording	O	O
	Call Manager (RTP Proxy) based Voice Recording	O	O
	VoIP Gateway Recording	O	N/A
Replication	RTP Stream Replication	O	O
	Auto Replication	O	X
Voice Codec	G711u,G711a,G729	O	O
	Transcoding(Other Codec)	O	X
Admin/Client Tool	DVoiceR Manager Program Support	O	X
	Web based Personal Smart Window	O	O
	SMM Support	O	O
	Recording Play with IP Phone	O	O

# Signal Flow Diagram for Voice Recording Service





# Thank you!

**AddPac Technology Co., Ltd.**  
Sales and Marketing

Phone +82.2.568.3848 (KOREA)

FAX +82.2.568.3847 (KOREA)

E-mail [sales@addpac.com](mailto:sales@addpac.com)