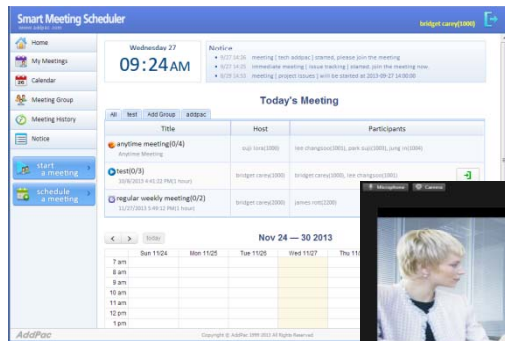


Smart Desktop Meeting Solution



MS-Window based Video Conference



AddPac

AddPac Technology

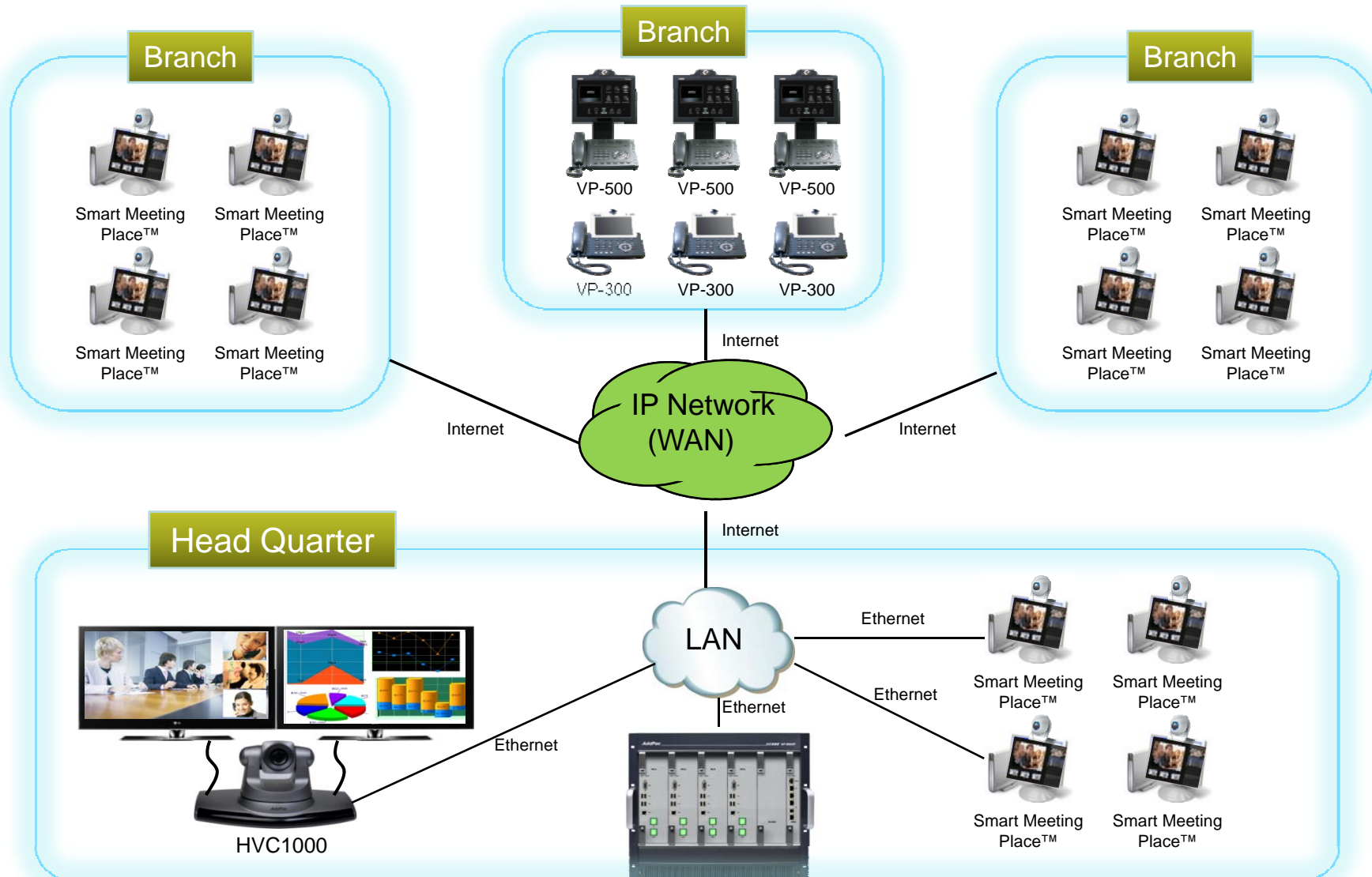
2013, Sales and Marketing

www.addpac.com

Contents

- Smart Desktop Meeting Solution Network Diagram
- Smart Desktop Meeting Solution Advantage
- Smart Desktop Meeting Solution Overview
- Smart Desktop Meeting Solution Application
- Smart Desktop Meeting Solution Components
 - Smart Meeting Schedule
 - Smart Meeting Messenger
 - Smart Meeting Previewer
 - Smart Meeting Place
 - Smart Desktop Meeting Server
- HD Video Conference Devices

Smart Desktop Meeting Solution Network Diagram



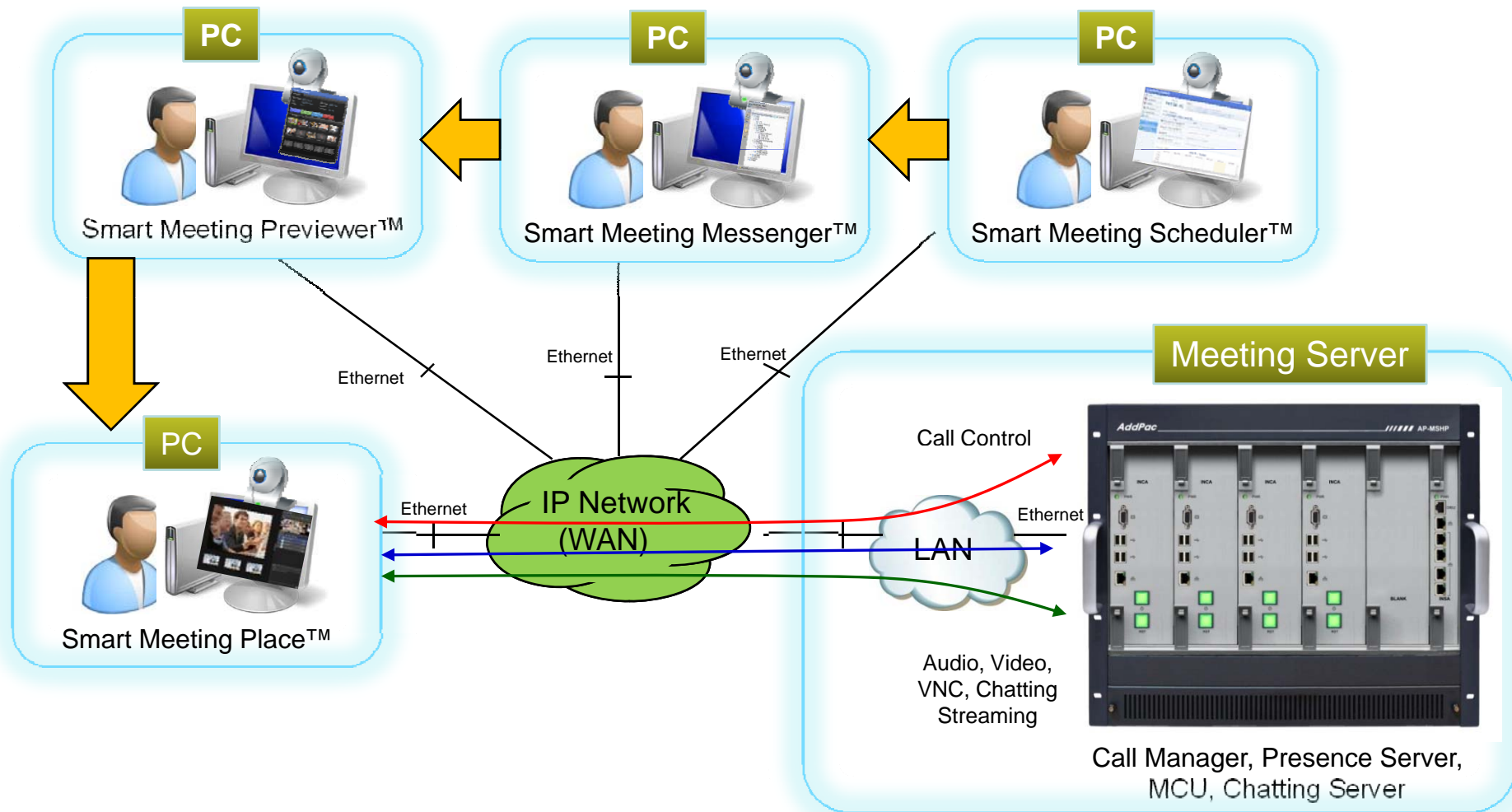
Advantages of AddPac Desktop Meeting Solution

- Provides Full Desktop Meeting Solution by [Smart Meeting Scheduler™](#), [Smart Meeting Messenger™](#), [Smart Meeting Previewer™](#), and [Smart Meeting Place™](#)
- Provides Modular and Reliable Servers such as [Call Manager](#), [Presence Server](#), [MCU \(Multiparty Conference Unit\)](#), and [Meeting Server](#) with Active-Standby Redundancy
- Provides [Video Traffic Optimizer™](#) Technology by MCU with Flexible Window Management
- Provides Preview of Participants before Join to the Meeting by [Smart Meeting Previewer™](#)
- Provides Flexible Meeting and Video Conferencing Solutions for Government, Enterprise, Education, Healthcare Areas with AddPac [HD Hardware Codecs](#), [Video Phones](#), and [IP Phones](#).

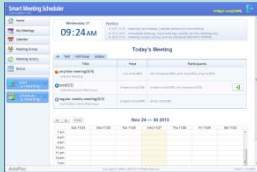


Smart Desktop Meeting Solution Overview

Smart Desktop Meeting Solution Components



Smart Desktop Meeting Solution Components



Smart Meeting Scheduler™

- Web based Easy and Intuitive GUI
- Start a Meeting Immediately
- Schedule a Meeting
- Send Invitation E-mail
- Join to a Meeting
- My Meetings
- Calendar
- Meeting History, Notice



Smart Meeting Messenger™

- Receive a Meeting Invite
- Receive a Meeting Notice
- Start/Preview/Join to a Meeting
- Receive Directory
- Receive Presence
- Edit Phone book



Smart Meeting Previewer™

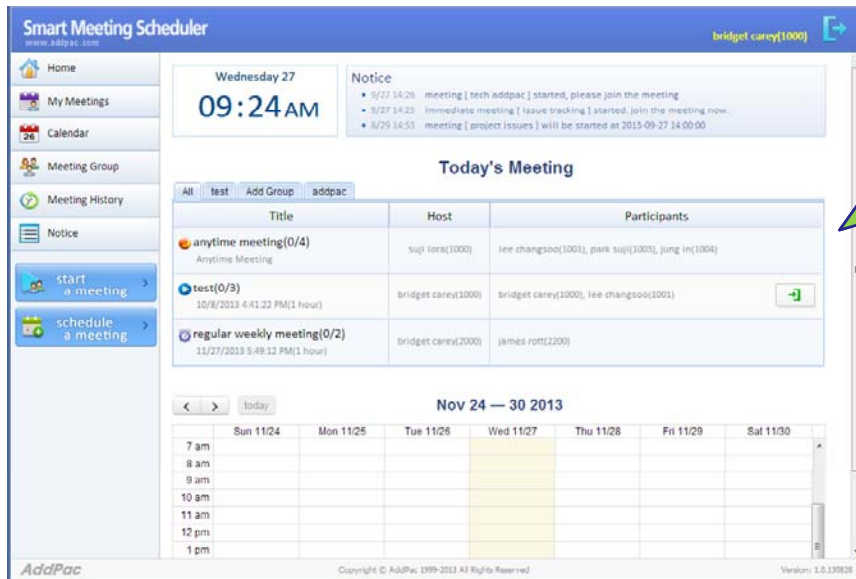
- Preview Current Meeting Room
- Show Thumbnail Video of Joined Participants
- Join to Live Meeting



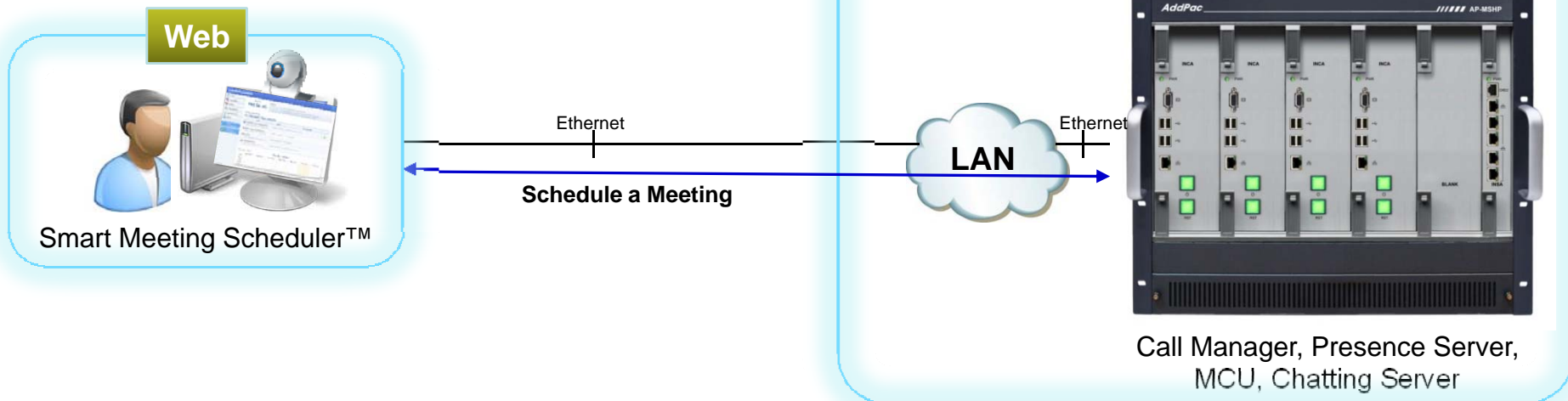
Smart Meeting Place™

- HD Video Conference
- Audio Conference
- Floor, Presenter Control
- Layout Control
- Desktop Share
- Desktop Control
- Chatting

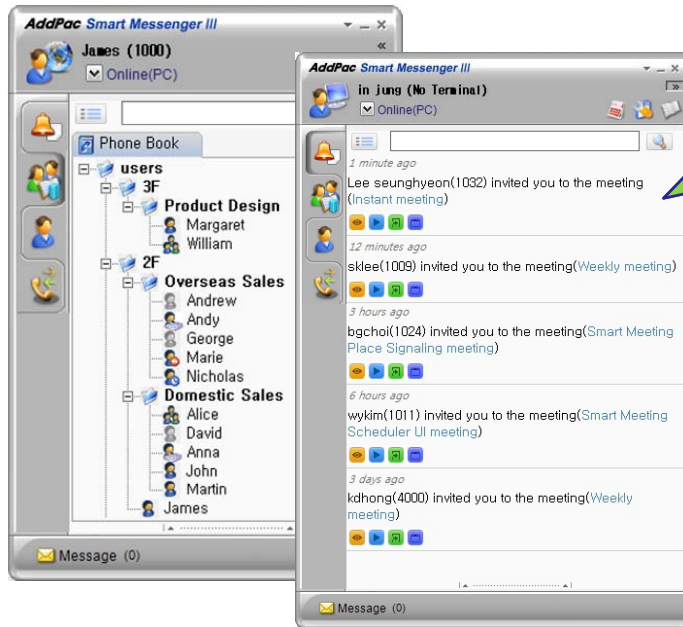
Schedule a Meeting by Smart Meeting Scheduler



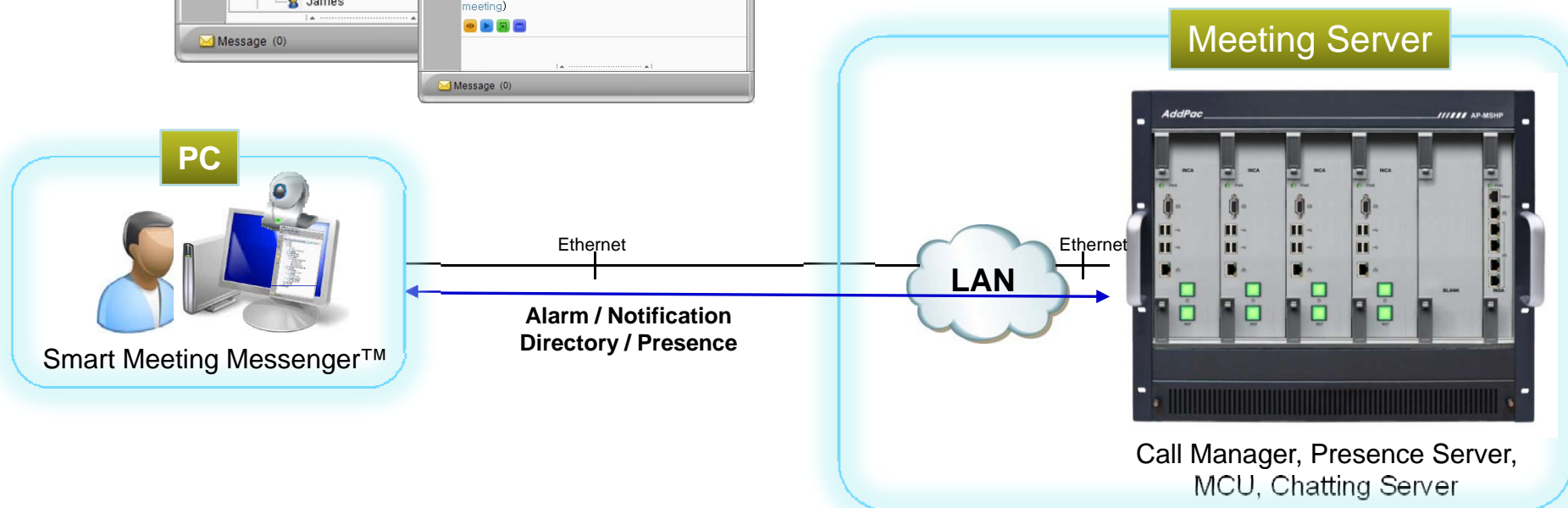
- Web based Easy and Intuitive GUI
- Start a Meeting Immediately
- Schedule a Meeting
- Send Invitation E-mail
- Join to a Meeting
- My Meetings
- Calendar
- Meeting History
- Meeting Notice



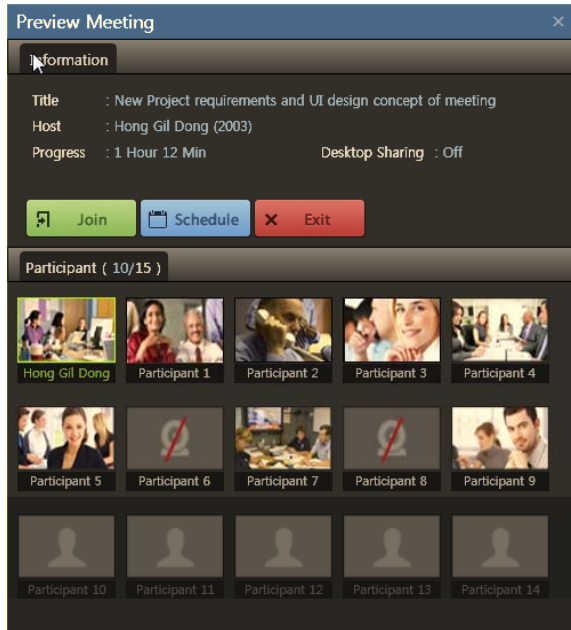
Get a Notification by Smart Meeting Messenger



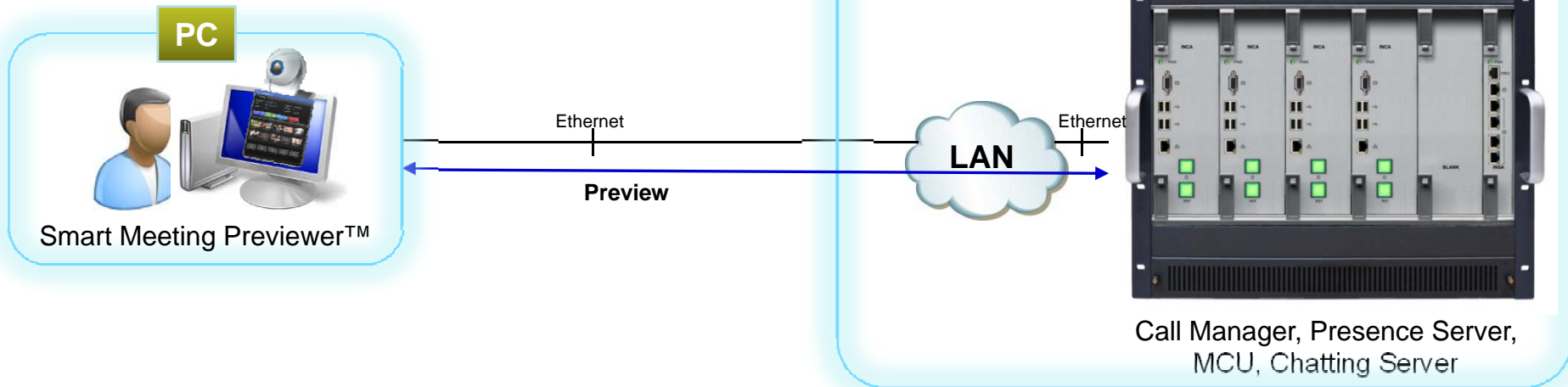
- Receive a Meeting Invite
- Receive a Meeting Notice
- Start/Preview/Join to a Meeting
- Receive Directory
- Receive Presence
- Edit Phone book



Preview Meeting by Smart Meeting Previewer



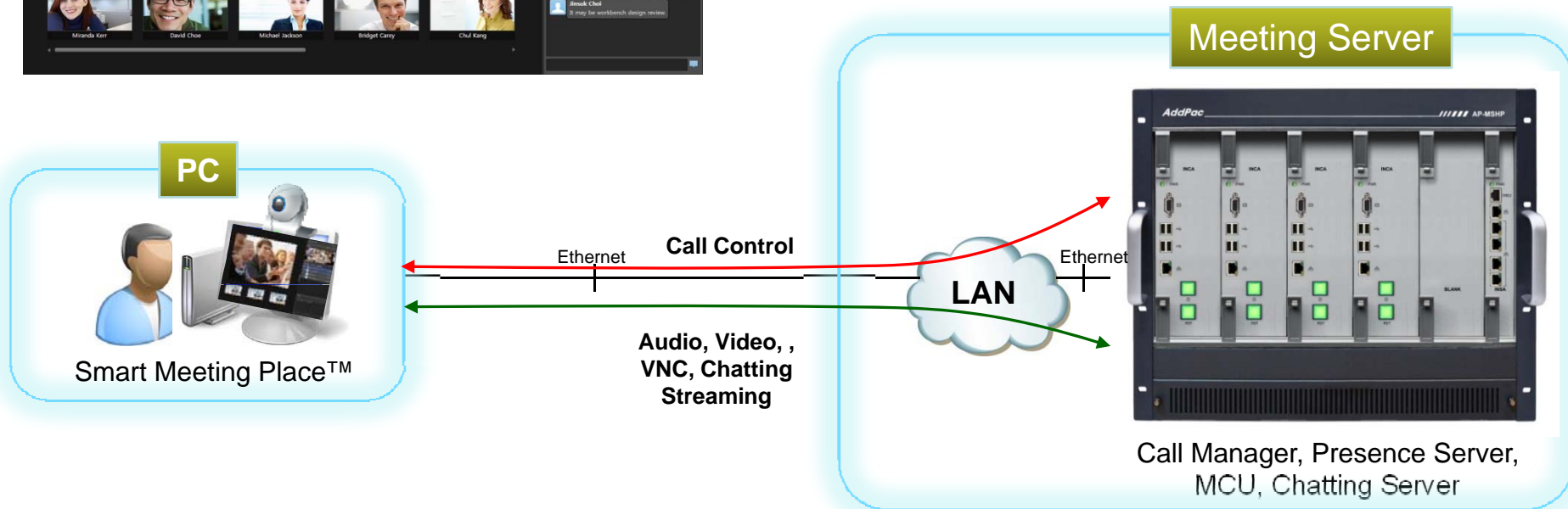
- Preview Current Meeting Room
- Show Thumbnail Video of Joined Participants
- Join to Live Meeting



Join Meeting by Smart Meeting Place

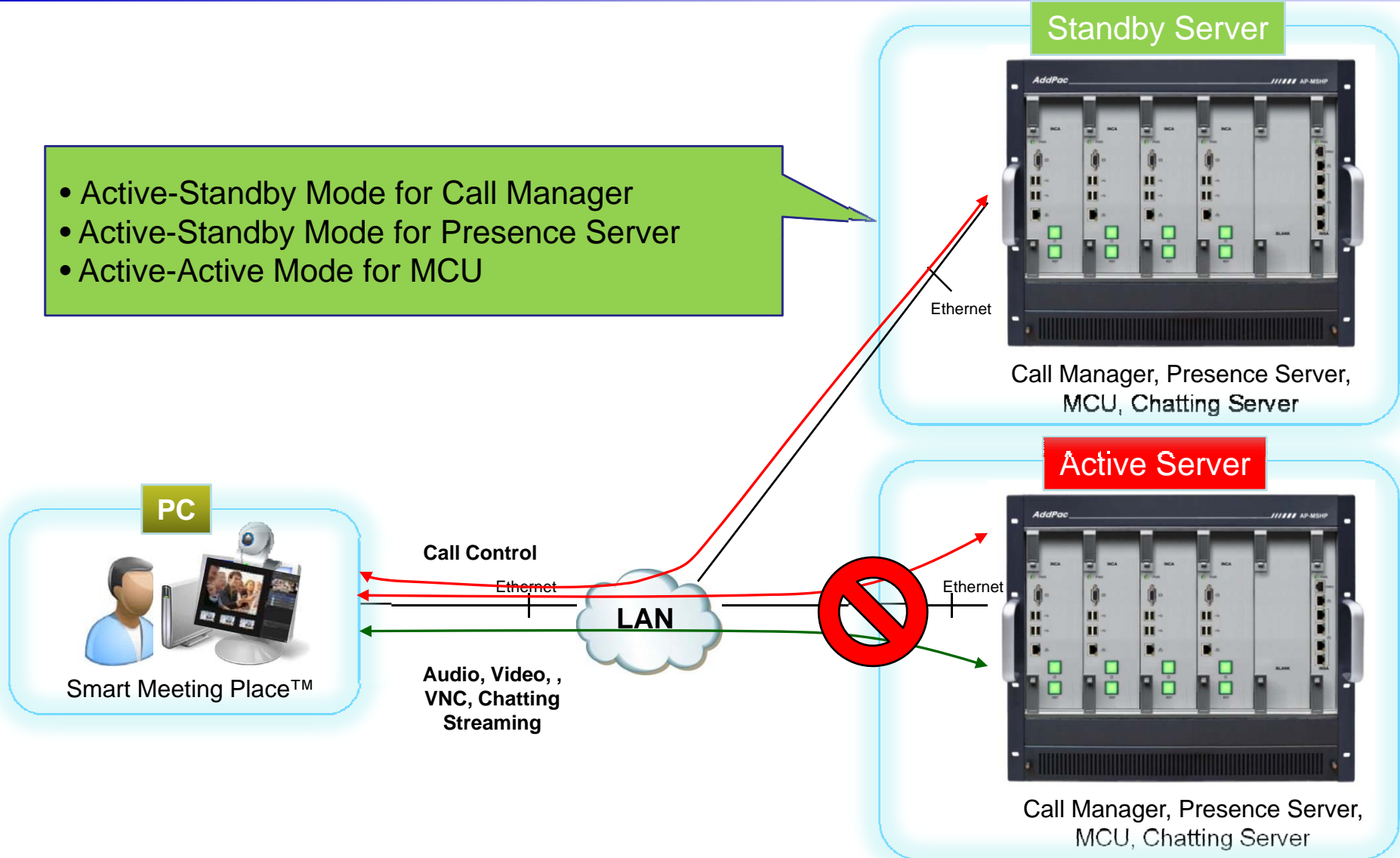


- HD Video Conference
- Audio Conference
- Floor, Presenter Control
- Layout Control
- Desktop Share
- Desktop Control
- Chatting

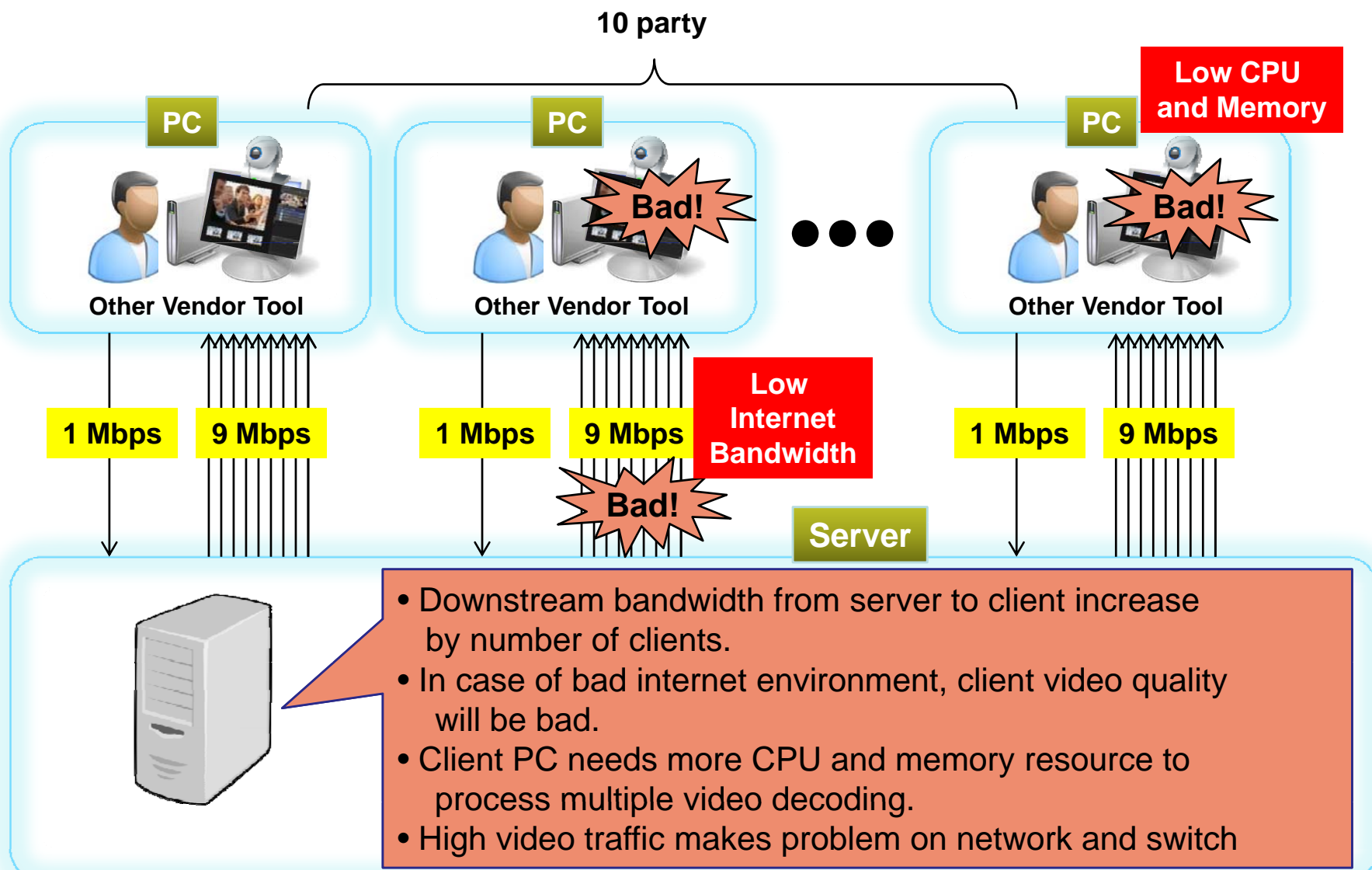


High Availability

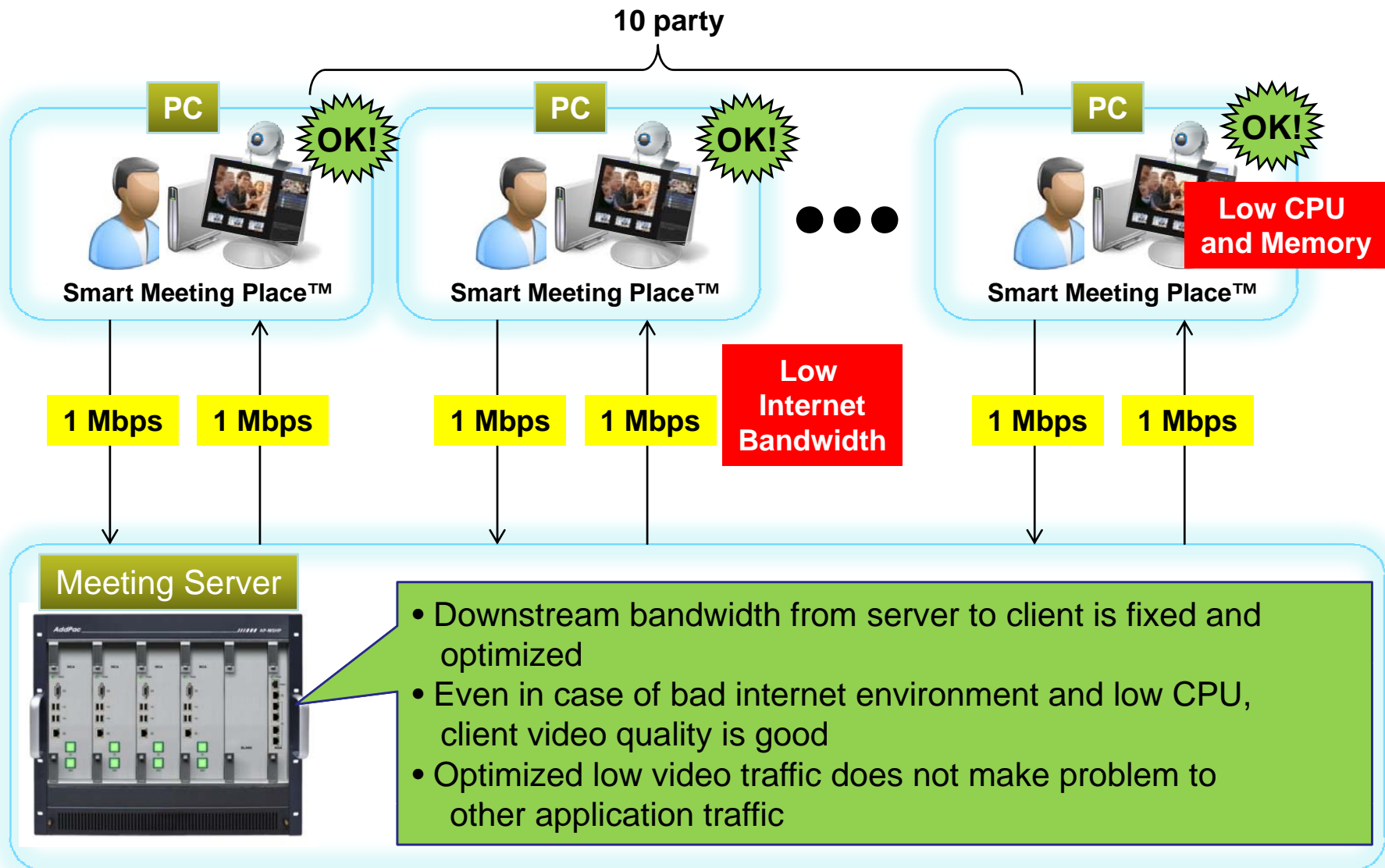
- Active-Standby Mode for Call Manager
- Active-Standby Mode for Presence Server
- Active-Active Mode for MCU



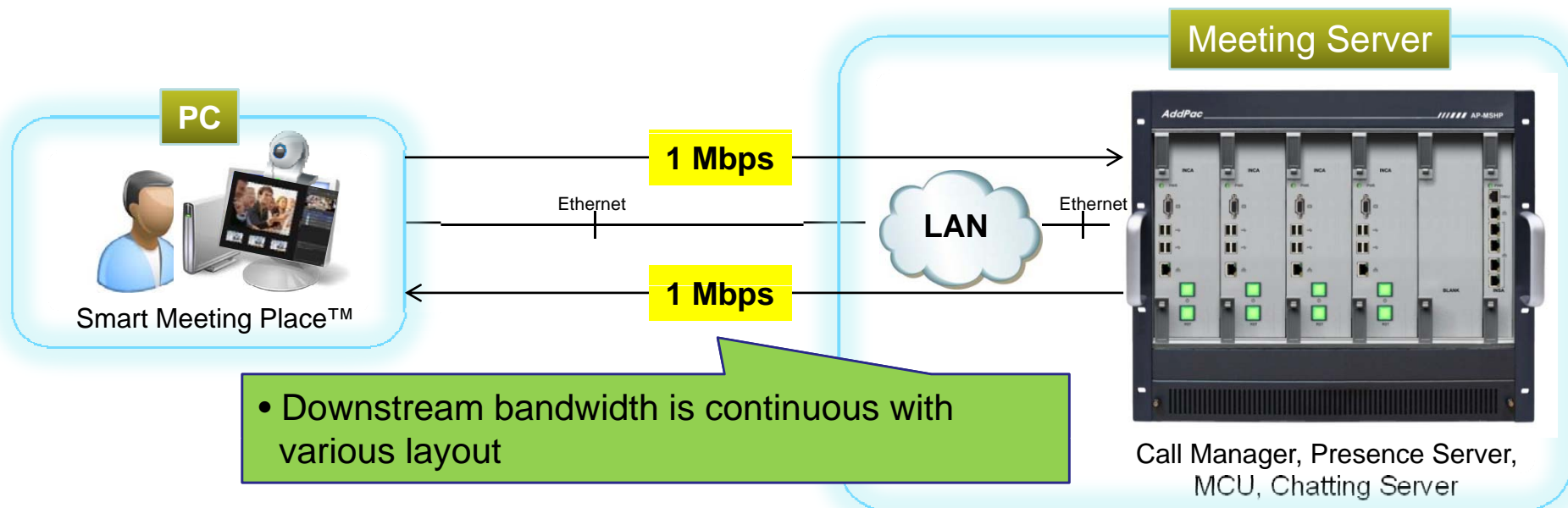
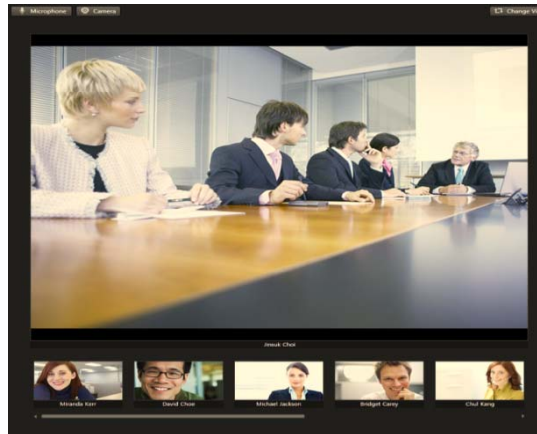
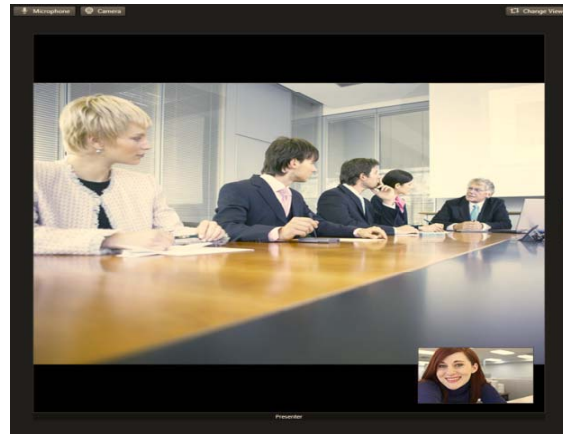
Bandwidth Problem of Other Vendors



AddPac Video Traffic Optimizer™ Technology



Video Traffic Optimizer™ with Flexible Layout





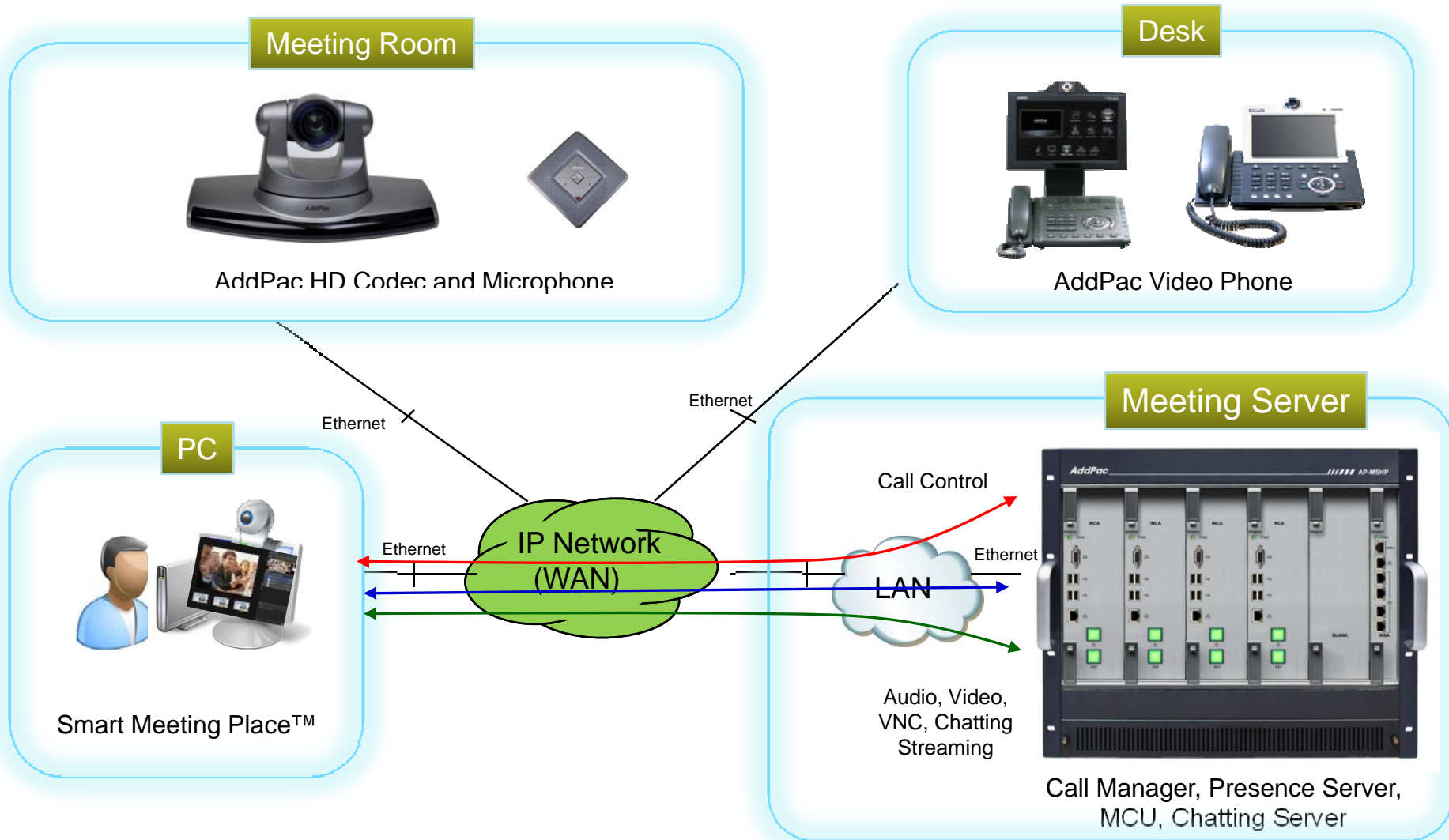
Smart Desktop Meeting Solution Application

Smart Desktop Meeting Solution Applications

- Large Scale HD Video Conference
 - Government and Enterprise Video Conference with [HD Hardware Codecs](#) and [Video Phones](#)
 - Support Standard [H.323](#), [SIP](#) for Interworking to other Vendors
- Education and Training
 - Support [Speech Mode Dual Layout](#) for Teacher and Student differently
 - Support [Audience](#) Mode for Attendees who are Listening only
- Smart Work and Collaboration
 - Support Flexible [Desktop Sharing](#) and Control
 - Useful to Co-Work, Technical Support, Video Consulting
- Healthcare
 - Interworking to HD Codec on Cart with [Dual PTZ Camera Control](#)
- Open Meeting to Anybody (Webinar)
 - Support [Open Meeting](#) with or without password
 - Anonymous attendees join to [webinar](#) by E-Mail or other Link

Smart Desktop Meeting Solution Applications

HD Video Conference



Smart Desktop Meeting Solution Applications

Education and Training

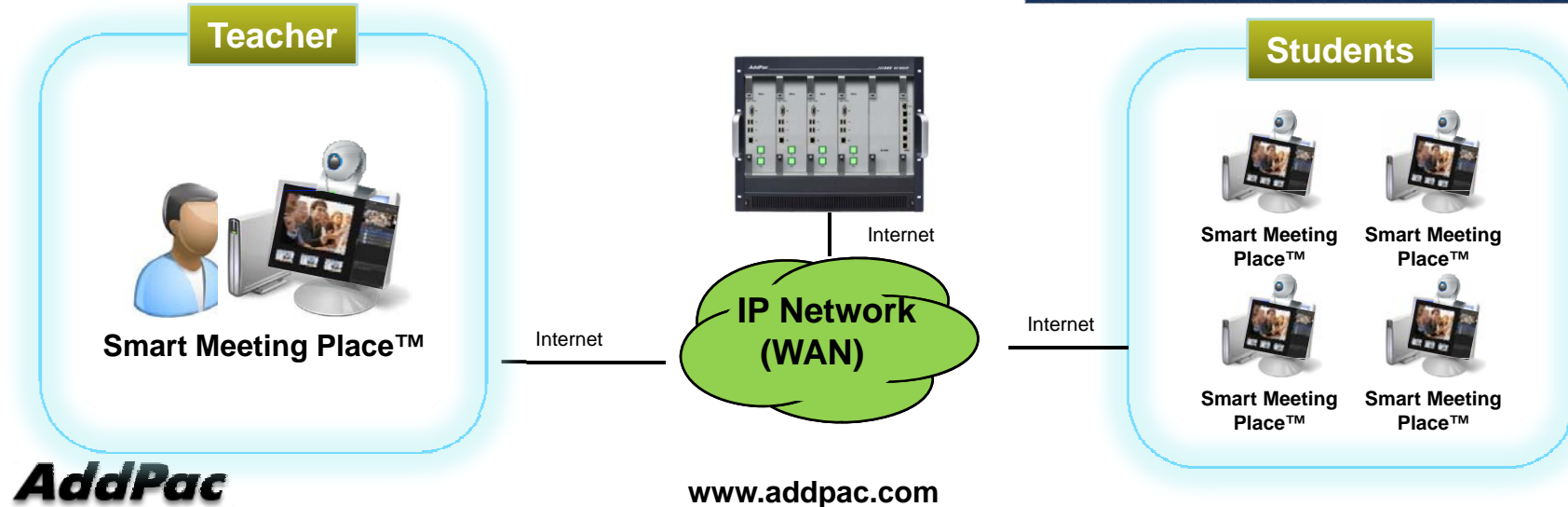
Teacher see students screen



Students see teacher screen



Provides dual layouts for speech mode meeting

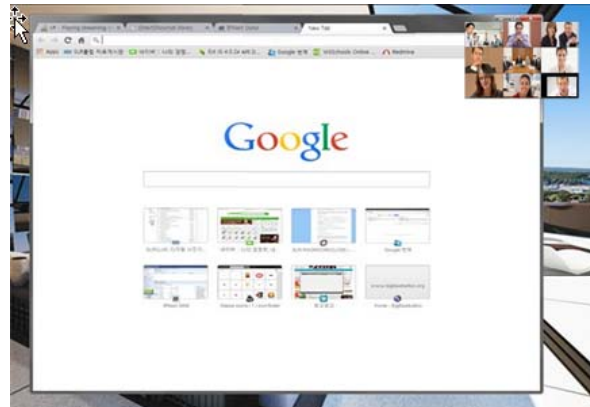


Smart Desktop Meeting Solution Applications

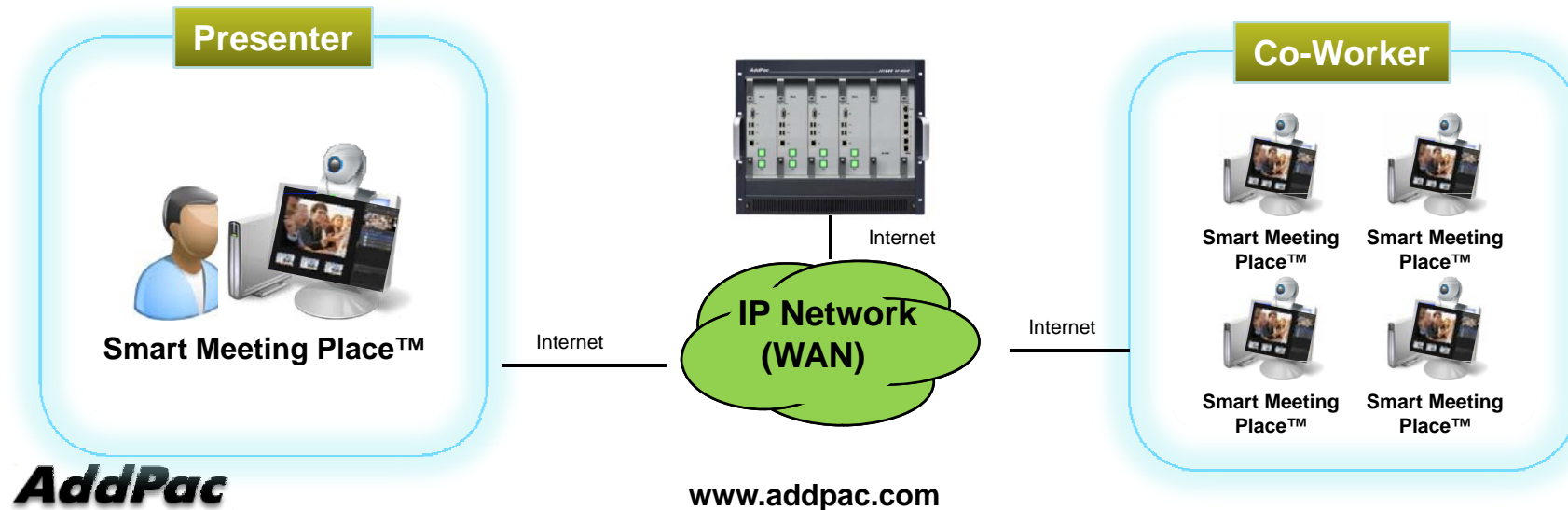
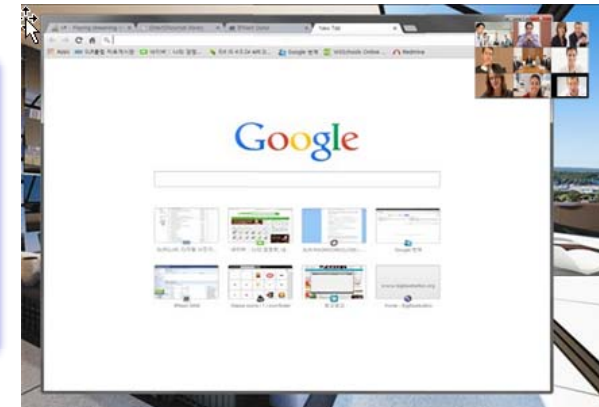
Smart Work and Collaboration

Presenter share his desktop

Co-workers collaborate application



- Co-editing a file
- Co-work any PC application
- Flexible mouse and keyboard control



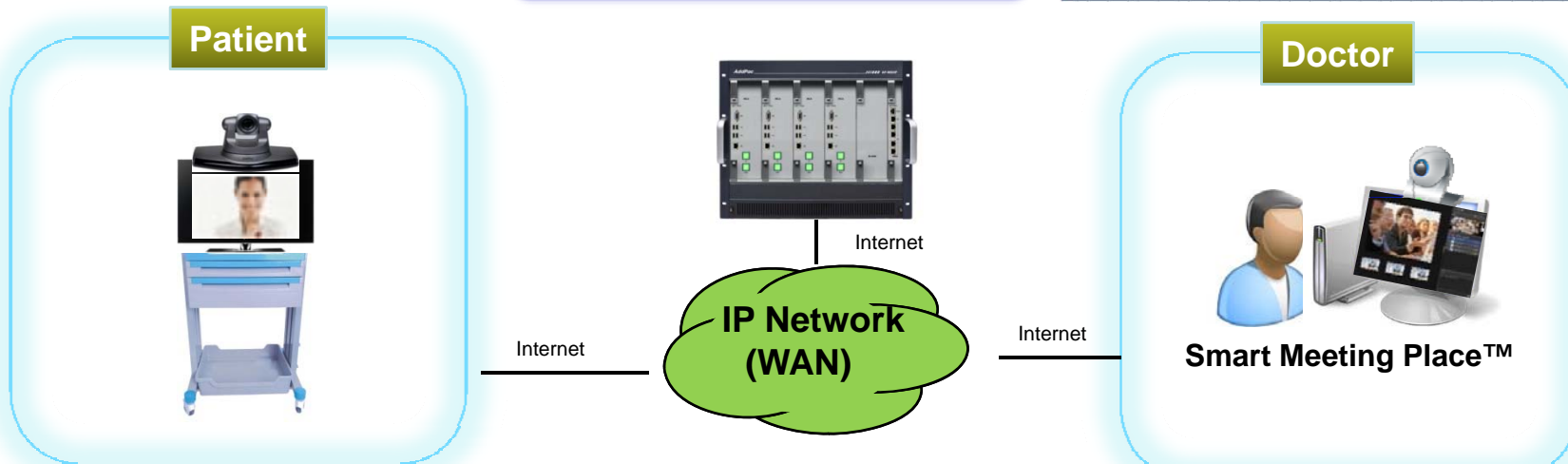
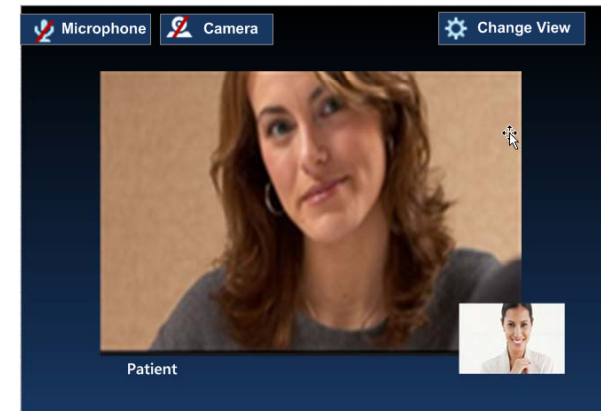
Smart Desktop Meeting Solution Applications Healthcare

Patient seek medical care

Doctor care patient with PTZ camera



- HVC1000 Codec provides HD dual camera with PTZ control
- Patient consult to doctor with face to face



AddPac

www.addpac.com



Smart Desktop Meeting Solution Components



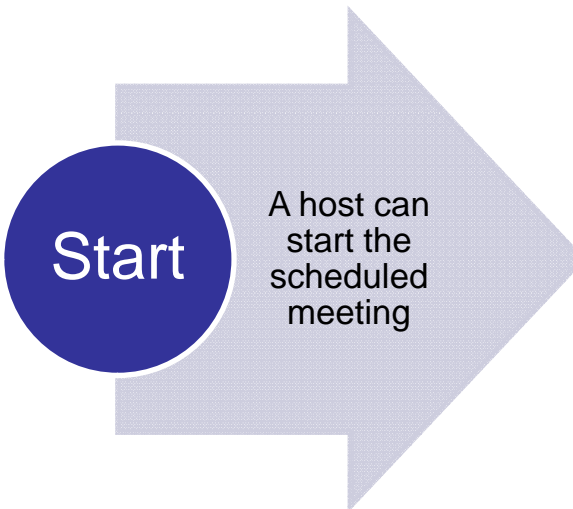
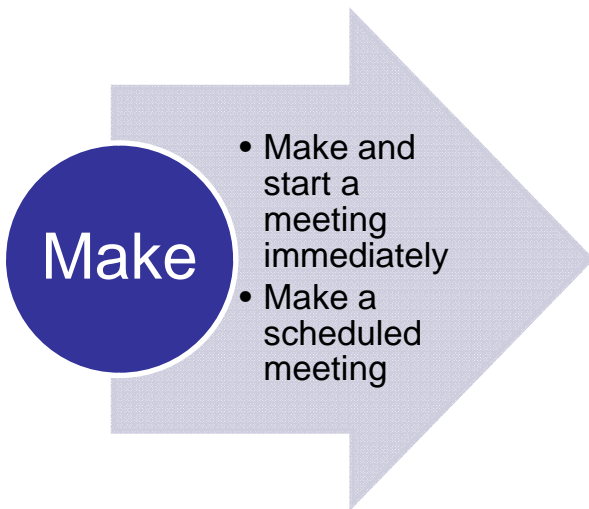
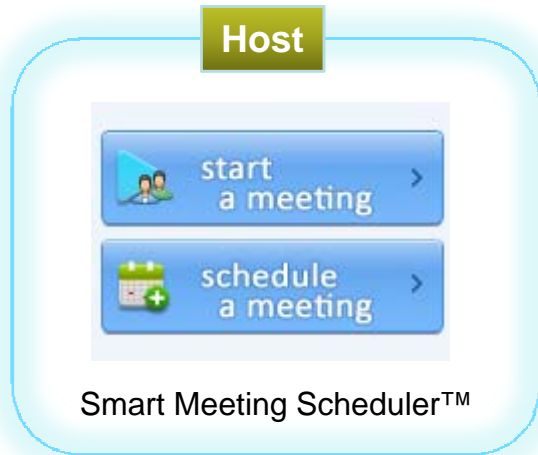
Smart Meeting Scheduler

Smart Meeting Scheduler™

- Making and Starting a Meeting
 - In case of **Immediate** Meeting, host can make and start a meeting at once
 - In case of **Scheduled** Meeting, host can make a meeting with **recursively** or not and then start the meeting later
- Join to the Meeting
 - After start a meeting by host, **attendees** can **join** to the meeting at Smart Meeting Scheduler™
- Support Meeting Board
 - Additionally, we support meeting **board** for uploading meeting **materials** and **comments** by host and attendees
- Support Meeting Template
 - For easy making a meeting, we support meeting **template** as **meeting group**

Smart Meeting Scheduler™

Make/Start/Join Procedure



Smart Meeting Scheduler™

Home Page

The screenshot shows the Smart Meeting Scheduler interface. At the top, the user is identified as 'bridget carey(1000)'. The left sidebar contains navigation options: Home, My Meetings, Calendar, Meeting Group, and Meeting History. The main content area is divided into several sections:

- Notice:** A red-bordered box containing a list of meeting events:
 - 9/27 14:26 meeting [tech addpac] started, please join the meeting
 - 9/27 14:25 immediate meeting [issue tracking] started. join the meeting now.
 - 8/29 14:53 meeting [project issues] will be started at 2013-09-27 14:00:00
- Today's Meeting:** A table listing current meetings with columns for Title, Host, and Participants.

Title	Host	Participants
anytime meeting(0/4) Anytime Meeting	suji lora(1000)	lee changsoo(1001), park suji(1003), jung in(1004)
test(0/3) 10/8/2013 4:41:22 PM(1 hour)	bridget carey(1000)	bridget carey(1000), lee changsoo(1001)
regular weekly meeting(0/2) 11/27/2013 5:49:12 PM(1 hour)	bridget carey(2000)	james rott(2200)
- This week meeting list:** A calendar view for the week of Nov 24 — 30 2013, showing a grid of time slots (7 am to 1 pm) across days (Sun 11/24 to Fri 11/29).

Callouts highlight key features: 'Start a meeting now' points to the sidebar buttons; 'Meeting Notice' points to the notice box; 'Today's meeting list' points to the meeting table; and 'This week meeting list' points to the calendar grid.

Smart Meeting Scheduler™

Start a Meeting Immediately

The screenshot displays the 'Smart Meeting Scheduler' web application interface. The main content area is titled 'Start a meeting now' and includes a yellow callout box stating: 'You can specify some field and start a new meeting immediately. Meeting system will invite message for the participants.' Below this, there are 'Start' and 'Cancel' buttons, with the 'Start' button circled in red and labeled with a yellow circle '3'. The form contains several fields: 'Title *' (filled with 'Carey's Immediate Meeting'), 'Meeting Group' (dropdown menu set to 'addpac week group'), 'Participants' (input field with 'E-Mail or Number' and a '+ Directory' button), 'Agenda', 'Memo', 'Notification', and 'Tag' (filled with 'sales;dubai;hong kong'). A 'click here to view more options' link is at the bottom. On the right side, there is a 'Participants' list with two entries: 'wykim@addpac.com' and 'bongyong jeong 1006', each with a dropdown arrow and a red 'x' icon. A yellow callout box labeled 'Attendees' points to this list. A yellow callout box labeled 'Meeting information and settings' points to the form fields. A yellow circle '2' is placed near the 'Attendees' callout. On the left sidebar, there is a 'start a meeting' button circled in red and labeled with a yellow circle '1', and a 'schedule a meeting' button below it. The sidebar also includes links for Home, My Meetings, Calendar, Meeting Group, Meeting History, and Notice. The footer contains the AddPac logo, copyright information, and the version number 1.0.130828.

Smart Meeting Scheduler™

Making a Scheduled Meeting

The screenshot displays the 'Smart Meeting Scheduler' web application interface. The main content area is titled 'Schedule a meeting' and includes a sub-header: 'You can schedule a one-time meeting that occur repeatedly such as regular weekly meeting on Monday.' A yellow callout box points to this text, stating: 'You can schedule a one-time meeting or a recurring meeting that occur repeatedly such as regular weekly meeting on Monday.'

On the left sidebar, there are navigation options: Home, My Meetings, Calendar, Meeting Group, Meeting History, and Notice. Below these are two buttons: 'start a meeting' and 'schedule a meeting'. A yellow circle with the number '1' is placed over the 'schedule a meeting' button.

The main form contains the following fields and options:

- Title ***: Weekly sales meeting
- Meeting Group**: sales plan group
- Participants**: E-Mail or Number (with a '+' button and a 'Directory' button)
- Anytime Meeting**:
- Start ***: 2013-11-27, 9:29 AM
- Duration ***: 0 hour, 0 min
- Recurrence**: (checked)
- Frequency**: Daily, Weekly, Monthly, End
- Weekly options**: 1, 2, 3, 4, 5, 6, Sun, Mon, Tue, Wen, Thu, Fri, Sat
- Monthly options**: 0 day of the month
- End date**: 2013-11-27

A yellow callout box with the number '2' is placed over the recurrence options. A yellow callout box with the number '3' is placed over the 'Save' button.

At the bottom of the form, there is an 'Agenda' field with a yellow callout box containing the text 'Meeting schedule'. To the right of the form is a 'Participants' list with three entries: 'jung in SWB 1027', 'alan kim 1010', and 'sang lee 1100'. A yellow callout box with the text 'Attendees' is placed over this list.

The footer of the application shows 'AddPac' on the left, 'Copyright © AddPac 1999-2013 All Rights Reserved' in the center, and 'Version: 1.0.130828' on the right.

Smart Meeting Scheduler™

Start / Join to the Meeting

The screenshot displays the 'Smart Meeting Scheduler' web application. The top navigation bar includes the site name, URL (www.addpac.com), and the user's name (bridget carey(1000)). A left sidebar contains navigation links for Home, My Meetings, Calendar, and Meeting Group. The main content area is titled 'My Meetings' and provides instructions on checking meeting schedules. It features filters for '1 Day', '1 Week', and '1 Month', and tabs for 'All', 'test', 'addpac', and 'Marketing'. A table lists several meetings with columns for Title, Host, and Participants. Callouts highlight specific meeting types and actions: 'Anytime Meeting' (orange icon), 'Meeting in Progress' (blue play icon), 'Scheduled Meeting' (calendar icon), 'Join by attendee' (blue plus icon), and 'Start by Host' (blue play icon).

Title	Host	Participants	Action
anytime meeting(0/4) Anytime Meeting	suji lora(1000)	lee changsoo(1001), park suji(1003), j...	Join by attendee
Technical support training(0/6) 11/27/2013 9:41:11 AM(1 hour)	bridget carey(1000)	choi jinseok(1005), choi jinseok SC(1007), meeting_room SWB(1008), seonghyun lee(3333), jung in SWB(1027)	Start by Host
regular weekly meeting(0/2) 12/2/2013 5:49:12 PM(1 hour)	bridget carey(2000)	james rott(2200)	Start by Host
Marketing meeting(0/6) 12/2/2013 6:30:00 PM(1 hour)	bridget carey(1000)	choi jinseok SC(1007), meeting_room SWB(1008), se... lee(3333), jung in SWB(1027), alan kim(1010)	Start by Host
Scheduled Meeting 1(0/5) 12/3/2013 12:00:00 AM(1 hour)	bridget carey(1000)	lee changsoo(1001), park suji(1003)	
regular weekly meeting(0/2) 12/3/2013 5:49:12 PM(1 hour)	bridget carey(2000)	james rott(2200)	

Smart Meeting Scheduler™

Meeting Board

The screenshot displays the 'Smart Meeting Scheduler' Meeting Board interface. A yellow callout box at the top explains the board's purpose: 'This is meeting board to get information about a meeting and write a comment or download a materials. Meeting host can start a meeting at this page and attendees can join to this meeting at here.' The interface is divided into several sections: a left sidebar with navigation options (Home, My Meetings, Calendar, Meeting Group, Meeting History, Notice, start a meeting, schedule a meeting); a central area for meeting details (Meeting Group, Start Time, Duration, Tag, Agenda, Memo, File, Comment & Event); and a right sidebar for attendees. Annotations include a red box around the meeting details and a yellow box around the attendees list.

Meeting information

Meeting Group
Start Time
Duration
Tag

Agenda

1. Training purpose presentation by Choi
2. Oversea training by Lee
3. Discussion

Memo

This is the second training meeting

File

Uploaded File

File Upload

Comments and events

all comments

bridget carey 10/27 09:42
Please download presentation file before start this meeting

bridget carey 10/27 09:43
If anybody has discussion issue, please inform to me ASAP.

Input the comment. Write

Attendees

- bridget carey 1000
- choi jinseok 1005
- choi jinseok SC 1007
- meeting_room SWB 1008
- seonghyun lee 3333
- jung in SWB 1027

Smart Meeting Scheduler™

Calendar View

Smart Meeting Scheduler
www.addpac.com

bridget carey(1000)

Home
My Meetings
Calendar
Meeting Group
Meeting History
Notice

start a meeting >
schedule a meeting >

November 2013

Sun	Mon	Tue	Wed	Thu	Fri	Sat
27	28	29	30	31	1	2
3	4	5	6	7	8	9
10	11	12	13	14	15	16
17	18	19	20	21	22	23
24	25	26	27	28	29	30
1	2	3	4	5	6	7

9:41a Technical support training
5:49p regular weekly meeting

5:49p regular weekly meeting

5:49p regular weekly meeting

5:49p regular weekly meeting

5:49p regular weekly meeting

Click to enter the Meeting Board

AddPac
Copyright © AddPac 1999-2013 All Rights Reserved
Version: 1.0.130828

Smart Meeting Scheduler™

Meeting Group as Meeting Template

Smart Meeting Scheduler
www.addpac.com

bridget carey(1000)

Home
My Meetings
Calendar
Meeting Group
Meeting History
Notice

start a meeting >
schedule a meeting >

Meeting Group
Define meeting participants and a meeting group can be very useful for creating meeting templates.

+ Add

Title	Participants		
Marketing Description	bridget carey(1000), 유 희열(1001)		
addpac week group addpac	wykim@addpac.com, bongyong jeong(1006)		
sales plan group 영업 기획 미팅 그룹	bridget carey(1000), 유 희열(1001)		
test	suji lora(1000), lee changsoo(1001), park suji(1003)		
test group	suji lora(1000), lee changsoo(1001), park suji(1003)		

AddPac
Copyright © AddPac 1999-2013 All Rights Reserved
Version: 1.0.130828

Smart Meeting Scheduler™

Advanced Options - General

The screenshot displays the 'Smart Meeting Scheduler' web application interface. The left sidebar contains navigation links: Home, My Meetings, Calendar, Meeting Group, Meeting History, and Notice. Below these are buttons for 'start a meeting' and 'schedule a meeting'. The main content area is titled 'General' and contains the following settings:

- Conference Mode:** A dropdown menu set to 'Meeting'. A callout box explains: 'Conference Mode - Meeting Mode: All participants see same layout - Speech Mode: Floor see all audience but audience see floor only'.
- Speaker:** A dropdown menu set to 'All Participants'. A callout box explains: 'Speaker Mode - All Participants - Floor + Chair - Floor only'.
- Open Room:** A checkbox that is currently unchecked. A callout box explains: 'Open room option for guests - Password - Max Participants'.
- Room Password:** A text input field with '(4 digits)' next to it.
- Guest Class:** A dropdown menu set to 'Participant'.
- Max Participant:** A text input field.
- Room Number:** A text input field. A callout box explains: 'Room Number : By default, this is assigned automatically but, this can be assigned manually'.
- Close on Chair out:** A checkbox that is currently unchecked.

The interface also shows a user profile 'bridget carey(1000)' in the top right corner and a footer with 'AddPac', 'Copyright © AddPac 1999-2013 All Rights Reserved', and 'Version: 1.0.130828'.

Smart Meeting Scheduler™

Advanced Options - Layout

The screenshot displays the 'Smart Meeting Scheduler' application interface. The main window has a sidebar with navigation options: Home, My Meetings, Calendar, Meeting Group, Meeting History, and Notice. The main content area is divided into three tabs: General, Layout, and Media Class. The 'Layout' tab is active, showing the 'Layout Mode' dropdown set to 'Manual' and a 'Video Layout' preview area. A yellow callout box titled 'Layout Mode' lists three options: 'Auto-Symmetric', 'Auto-Asymmetric', and 'Manual'. A 'Choose an video layout' dialog box is open, displaying a grid of 48 different video layout icons, each labeled with the number of participants it supports (e.g., 2자, 3자, 4자, etc.). The dialog also includes 'OK' and 'Cancel' buttons. The right sidebar shows settings for 'User Class' (set to 'Chair'), 'Dial-out', 'Position', 'Display Name', and 'Media Class' (set to 'Large'). The bottom of the window shows the 'AddPac' logo, copyright information, and the version number '1.0.130828'.

Smart Meeting Scheduler
www.addpac.com

bridget carey(1000)

Home
My Meetings
Calendar
Meeting Group
Meeting History
Notice

start a meeting >
schedule a meeting >

General Layout Media Class

Layout Mode: Manual

Video Layout

Choose an video layout

2자 3자 3자 3자 4자 (2x2) 4자 4자 4자 5자
5자 6자 6자 7자 7자 8자 9자 (3x3) 9자 9자
10자 10자 12자 13자 14자 16자 (4x4) 17자 18자 18자
21자 21자 22자 22자 25자 (5x5) 26자 29자 34자
36자 (6x6) 49자 64자 (8x8)

OK Cancel

Hide Message

User Class: Chair
Dial-out
Position
Display Name
Media Class: Large

jung in SWB 1027
User Class: Chair
Dial-out
Position
Display Name
Media Class: Large

AddPac
Copyright © AddPac 1999-2013 All Rights Reserved
Version: 1.0.130828

Smart Meeting Scheduler™

Advanced Options - Layout

The screenshot displays the 'Smart Meeting Scheduler' interface with the 'Layout' tab selected. The interface includes a sidebar with navigation options like 'Home', 'My Meetings', 'Calendar', 'Meeting Group', 'Meeting History', and 'Notice'. The main content area is divided into sections: 'General', 'Layout', and 'Media Class'. The 'Layout' section contains the following options:

- Layout Mode:** Auto-Symmetric
- Floor Control:**
 - Voice Switching:
 - Floor Position: Dynamic
 - Floor Assign: After Release
 - Floor to Full Screen: Enable
- Participant Name Display:**
 - Participant Name Display:
 - Position: Top Left
 - Size: Large
- Miscellaneous:**
 - Background: [Black Box]
 - Background Line: [Black Box]
 - Border Line: [Black Box]
 - Floor Line: [Green Box]
 - Hide Message:
 - Hide Indicator:

Three yellow callout boxes provide additional details:

- Floor Control:**
 - Floor switching by voice activation
 - Floor Position: Fixed or Dynamic
 - Floor Assign Mode
 - Floor to Full Screen Mode
- Participant Name Display:**
 - Position
 - Size
- Miscellaneous Layout Options:**
 - Background Color and Line
 - Border Line and Color
 - Floor Line and Color
 - Hide Message
 - Hide Indicator

The footer of the interface includes the AddPac logo, copyright information (© AddPac 1999-2013 All Rights Reserved), and the version number (1.0.130828).

Smart Meeting Scheduler™

Advanced Options – Media Class

Smart Meeting Scheduler
www.addpac.com

bridget carey(1000)

Home
My Meetings
Calendar
Meeting Group
Meeting History
Notice

start a meeting
schedule a meeting

General Layout **Media Class**

Codec
Audio: G.711U
Video: H.263

Large
Picture Size: QCIF
Bandwidth: 64K
Frame Rate: 9 fps

Middle
Picture Size: QCIF
Bandwidth: 64K
Frame Rate: 9 fps

Small
Picture Size: QCIF
Bandwidth: 64K
Frame Rate: 9 fps

Position
User Class
Display Name

3333
Chair
Chair
Chair

Large
Large
Large

Codec
- Audio Codec
- Video Codec

Large Size
- Picture Size
- bandwidth
- Frame Rate

Middle Size
- Picture Size
- bandwidth
- Frame Rate

Small Size
- Picture Size
- bandwidth
- Frame Rate

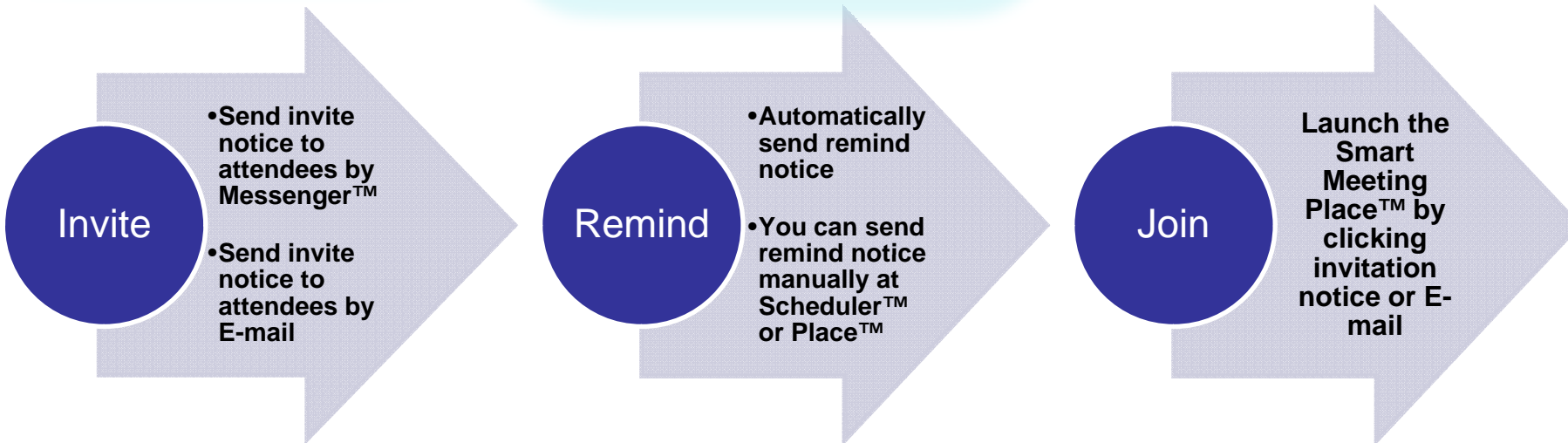
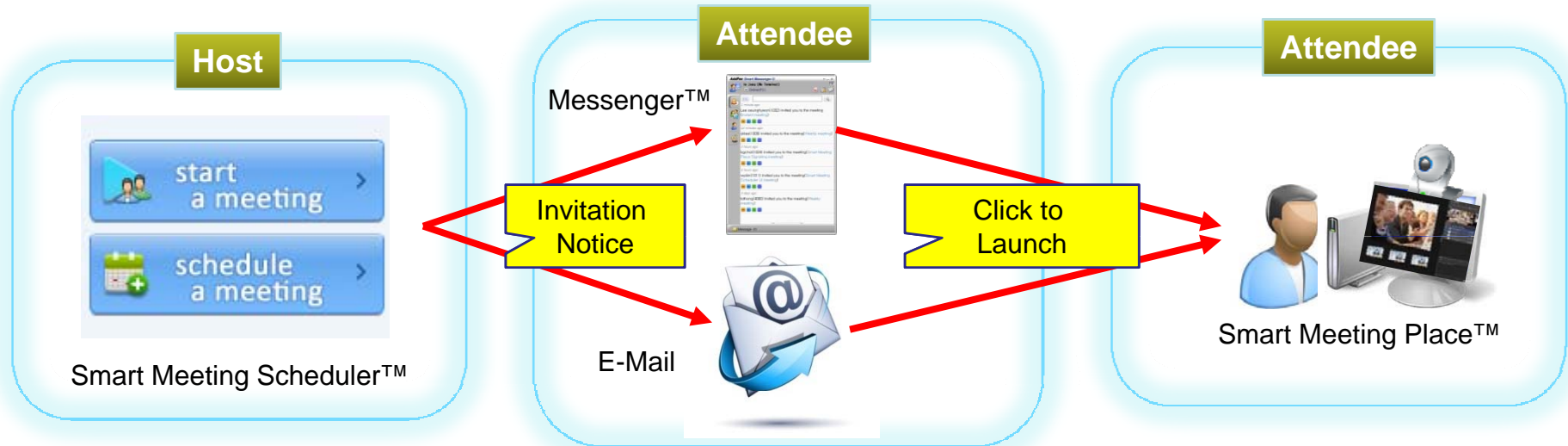
AddPac
Copyright © AddPac 1999-2013 All Rights Reserved
Version: 1.0.130828



Smart Meeting Messenger

Smart Meeting Messenger™

Invite Notification Procedure



Smart Meeting Messenger™

Meeting Notice

Preview

Join / Start

Meeting board

Receive meeting notice about invitation, scheduled meeting, and etc.

AddPac Smart Messenger III

in jung (No Terminal)
Online(PC)

minute ago
Lee seunghyeon(1032) invited you to the meeting (Instant meeting)

minutes ago
sklee(1009) invited you to the meeting(Weekly meeting)

hours ago
bgchoi(1024) invited you to the meeting(Smart Meeting signaling meeting)

6 hours ago
wykim(1011) invited you to the meeting(Smart Meeting Scheduler UI meeting)

3 days ago
kdhong(4000) invited you to the meeting(Weekly meeting)

Message (0)

Smart Meeting Scheduler

Technical support training

Meeting Group: 102770003 9-4-11 AMT
Duration: 1 hour
Title: TFC

Participants: 0/4

Agenda:
1. Training purpose presentation by Chul
2. Device training by Lee
3. Discussion

Comments & Event

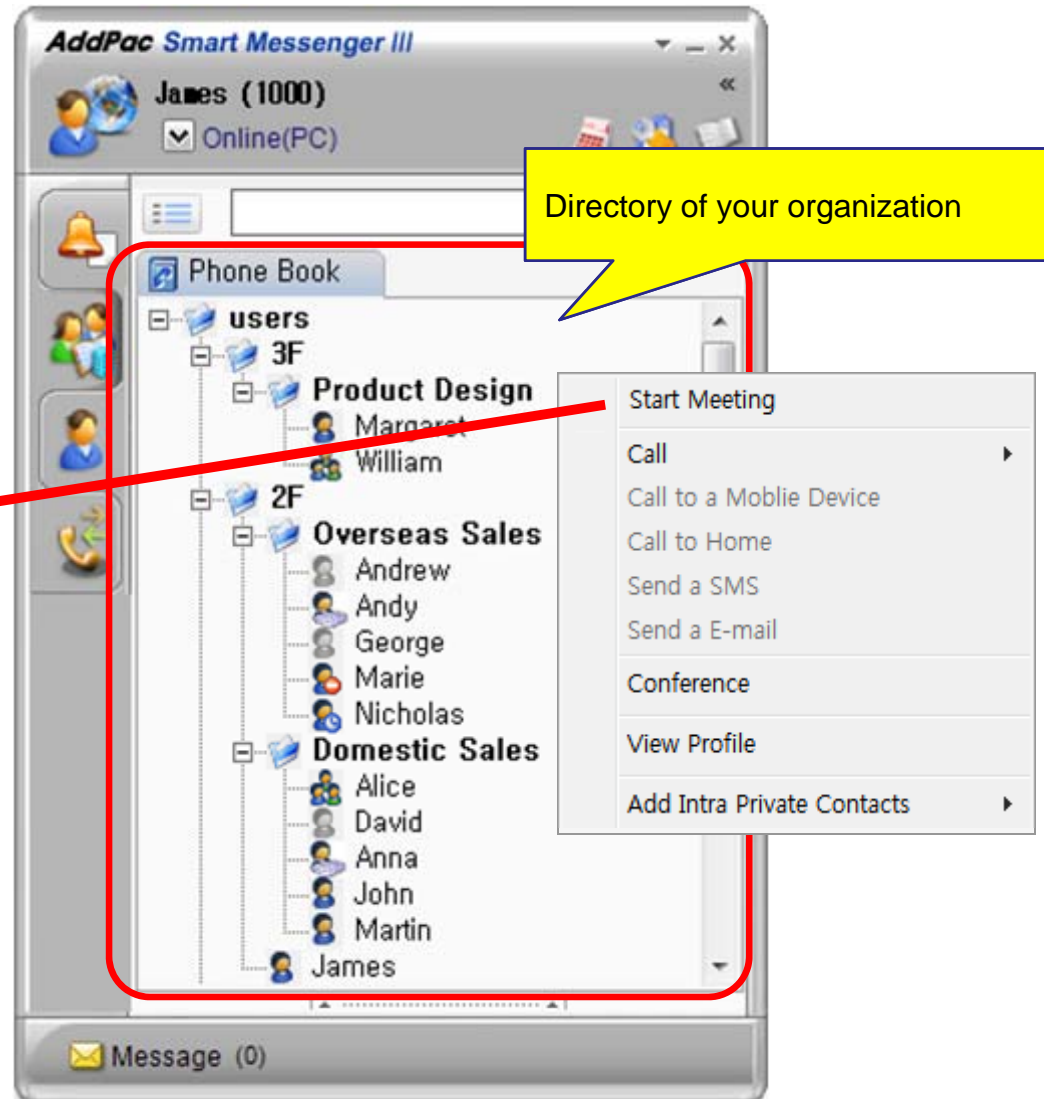
1027-0003 10:07:00
Please download presentation before start this meeting

1027-0003 10:07:00
If any device has discussion book please return to the AUM

Smart Meeting Messenger™

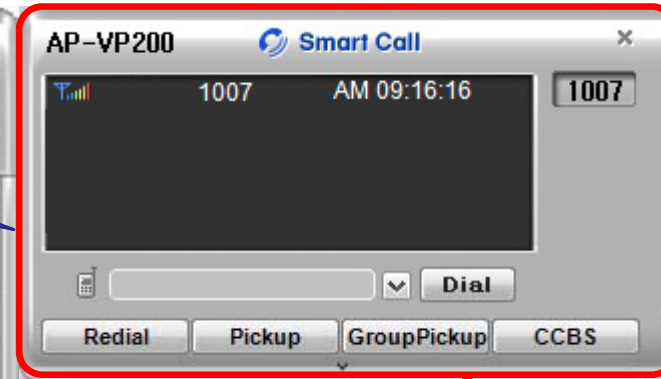
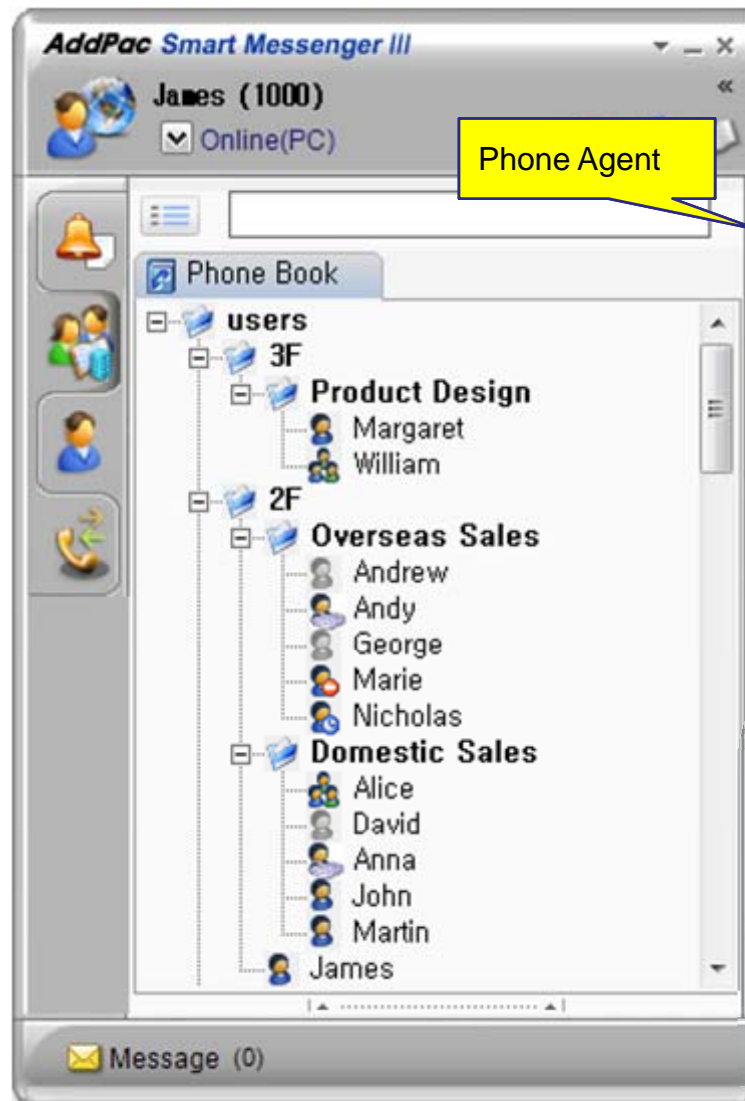
Directory and Click to Start Meeting

Click to Start a Meeting Immediately



The screenshot displays the 'AddPac Smart Messenger III' application window. At the top, it shows the user 'James (1000)' who is 'Online(PC)'. Below this is a 'Phone Book' section containing a hierarchical directory of users. The directory is organized into folders: 'users', '3F', 'Product Design' (with sub-users Margaret and William), '2F', 'Overseas Sales' (with sub-users Andrew, Andy, George, Marie, and Nicholas), and 'Domestic Sales' (with sub-users Alice, David, Anna, John, and Martin). At the bottom of the directory is 'James'. A red box highlights the 'Phone Book' area. A yellow callout bubble points to this area with the text 'Directory of your organization'. A red arrow points from the 'Start Meeting' option in a context menu to the 'Smart Meeting Place™' icon. The context menu is open over the directory and lists the following options: 'Start Meeting', 'Call', 'Call to a Mobile Device', 'Call to Home', 'Send a SMS', 'Send a E-mail', 'Conference', 'View Profile', and 'Add Intra Private Contacts'.

Smart Meeting Messenger™ Phone Agent



If you have AddPac phone, messenger act as phone agent to receive/send a phone call.

AddPac Phone Terminal

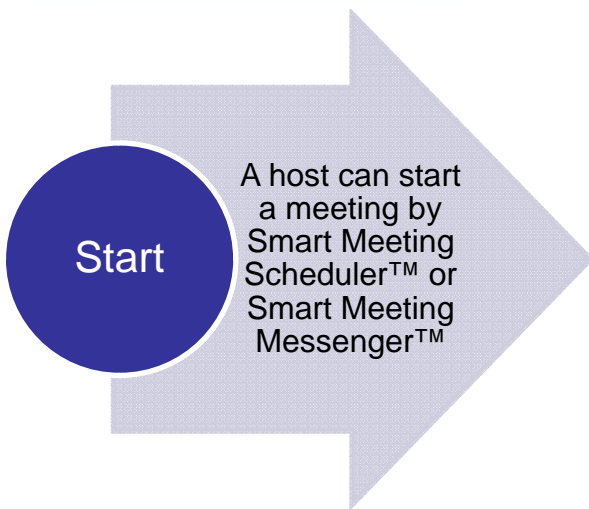




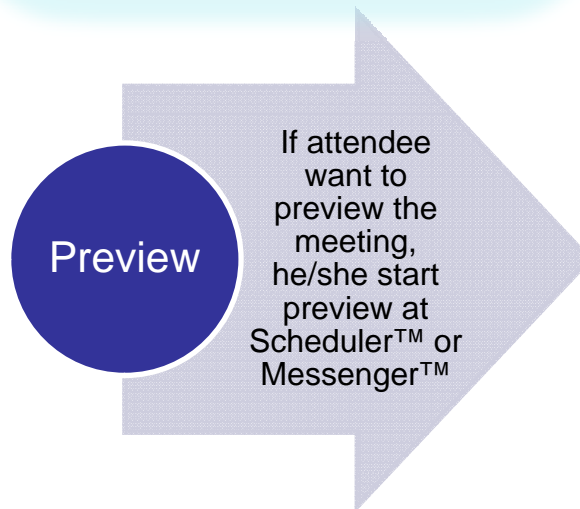
Smart Meeting Previewer

Smart Meeting Previewer™

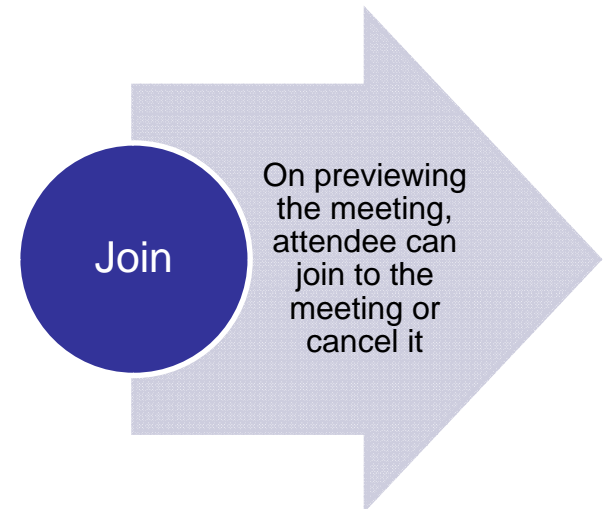
Preview Procedure



A host can start a meeting by Smart Meeting Scheduler™ or Smart Meeting Messenger™

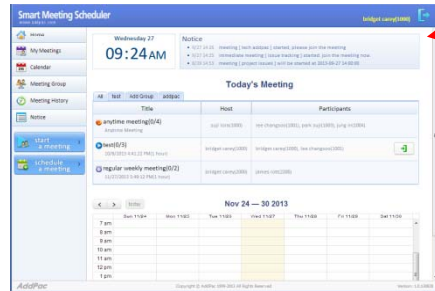


If attendee want to preview the meeting, he/she start preview at Scheduler™ or Messenger™



On previewing the meeting, attendee can join to the meeting or cancel it

Smart Meeting Previewer™



Preview Meeting

Information

Title : New Project requirements and UI design concept of meeting
Host : Hong Gil Dong (2003)
Progress : 1 Hour 12 Min Desktop Sharing : Off

Join Schedule Exit

Participant (10/15)

Participant 5				

Meeting information

Thumbnail video of joined participants

Absent attendees



Smart Meeting Place

Smart Meeting Place™

- Easy Installation, Upgrading, Launching
 - It can be installed, upgraded, and launched by web based Smart Meeting Scheduler™
- Flexible Video Conference
 - It supports Symmetric, Asymmetric layouts and various layout mode with Video Traffic Optimizer™ technology
 - Floor (Speaker) can be fixed or dynamic with proper layout control
- Desktop Share
 - It supports presenter's desktop screen to participants
 - Presenter can be assigned by host or request by himself
- Application Share
 - Any kind of application in desktop such as Web, PowerPoint, Word can be shared by selecting running application
- Remote Desktop Control
 - For collaboration and remote desktop technical support, flexible mouse and keyboard control can be supported

Smart Meeting Place™

Full Screen Video Mode – Invite and Remind

The screenshot displays a video meeting interface. At the top, there are controls for Microphone and Camera, and a 'Change View' button. The main area shows a video feed of a woman with short blonde hair. Overlaid on this is a 'Invite Participants' dialog box with tabs for 'Email', 'Phone', and 'Remind'. The 'Email' tab is active, showing an 'Email address' field with a placeholder '(ex) person1@addpac.com;person2@addpac.com...' and a 'Send Invite' button. A yellow callout bubble points to the dialog box with the text: 'Invite a new participant or remind absent participants by e-mail or phone number'. On the right side, there is a 'Participants' list with buttons for 'Invite', 'Lock', and 'Setting'. A yellow callout bubble points to the 'Invite' button in the list. Below the participants list is a 'Chat' window with a message from 'Jinsuk Choi' saying 'Meeting started.' and a question 'What's the subject of this meeting?' followed by a response 'It may be workbench design review.' At the bottom, there is a row of five video thumbnails for participants: Miranda Kerr, David Choe, Michael Jackson, Bridget Carey, and Chul Kang.

Microphone Camera Change View

Share Desktop Quality Menu

Participants

Invite Lock Setting

Jinsuk Choi

Invite

Michael Jackson

Chat

Everyone

Jinsuk Choi Meeting started.

What's the subject of this meeting?

Jinsuk Choi It may be workbench design review.

Jinsuk Choi

Miranda Kerr David Choe Michael Jackson Bridget Carey Chul Kang

Smart Meeting Place™

Full Screen Video Mode – Panels

The screenshot displays a video conference interface in full-screen video mode. The main area is a large video panel showing a meeting in progress. A yellow callout bubble points to this panel with the text "Video panel".

At the top of the interface, there are controls for "Microphone" and "Camera", and a "Change View" button. The top right corner features a toolbar with "Share Desktop", "Quality", and "Menu" options.

On the right side, there is a "Participants" panel, also highlighted with a yellow callout bubble and labeled "Participants panel". It lists the following participants: jinsuk Choi (highlighted), David choe, Miranda Kerr, and Michael jackson. Each name has a microphone icon and a camera icon next to it.

Below the participants list is a "Chat" panel, highlighted with a yellow callout bubble and labeled "Chatting panel". It shows a chat window for "Everyone" with the following messages:

- Jinsuk Choi: Meeting started.
- Input field: What's the subject of this meeting?
- Jinsuk Choi: It may be workbench design review.

At the bottom of the interface, there is a row of five small video thumbnails for other participants, labeled from left to right: Miranda Kerr, David Choe, Michael Jackson, Bridget Carey, and Chul Kang. The name "Jinsuk Choi" is also displayed below the main video panel.

Smart Meeting Place™

Full Screen Video Mode – Control Panel

- Video on/off
- Participant on/off
- Chatting on/off

- Minimize
- Close Full Screen or Stop Desktop Share
- Quit Program

Share Control Buttons

- Share Desktop
- Assign Control
- Request Control
- Pause / Play
- Sharing Area
- Scale (scale 100%, auto)
- Quality (auto, high, middle, low)
- Menu (all control menu)

- Invite Participant
- Meeting Room Lock/Unlock
- Meeting Room Setting

- Presenter assign/unassign/request)
- Floor assign/unassign/request)
- 1:1 chat

- Mic. mute/unmute
- Camera mute/unmute



Smart Meeting Place™

Full Screen Video Mode - without Control Panel

Change View



Jinsuk Choi



Miranda Kerr



David Choe



Michael Jackson




Bridget Carey



Chul Kang

Smart Meeting Place™


Full Screen Video Mode - Mixed Layout

 Change View



Smart Meeting Place™

Full Screen Video Mode - Floor only Layout

 Change View



Smart Meeting Place™

Full Screen Desktop Share – Presenter Screen

The screenshot shows a Windows desktop environment with a VNC sharing session. The desktop background is dark grey. On the left side, there is a vertical taskbar with various application icons including '루지볼', 'photoWO...', 'Daum', 'UltraVNC Server', 'FileZilla Client', 'UltraVNC Viewer', 'Microsoft LifeCam', '알드라이브', 'MobaXterm Personal ...', 'Mozilla Firefox', 'V3 Lite', 'WeVO Air 11n USB ...', '카카오톡', and 'console.reg'. The taskbar at the bottom contains icons for '실명', 'e', 'chrome', 'internet explorer', 'taskbar', and 'taskbar'. The main window is a Yahoo! browser window with the URL 'www.yahoo.com'. The browser window is titled 'Yahoo' and has a search bar and navigation links. A 'Sharing area' dialog box is open in the foreground, with a red border. It contains the following options: 'Full desktop', 'Select display', 'Rectangular area', and 'Application' (which is selected). Below the options is a table with columns 'Name' and 'Title'. The table contains two entries: 'smp' with title 'Sharing area' and 'chrome' with title 'Yahoo - Google Chrome'. The 'chrome' entry is selected. At the bottom of the dialog are 'Apply' and 'Cancel' buttons. A yellow callout box with a blue border is positioned over the browser window. It contains the text 'Share Area Selection' followed by a list of options: '- Full Desktop', '- Select Display (Dual Screen)', '- Rectangle Area', and '- Application'. The browser window shows the Yahoo! homepage with various news articles and financial data. The news articles include 'Taylor Swift Stuns in Crystal Gown at Winter Whites Gala With Prince William: Pictures', 'Khloe Kardashian Could Be O.J. Simpson's Daughter, Claims His Manager', 'Frankie Muniz Suffers Another Mini-Stroke', and '49ers linebacker Ahmad Brooks on Robert Griffin III: 'He shouldn't be playing''. The financial data section shows 'Quotes Yahoo Finance' with a table of market indices: S&P 500 (1,802.75, up 0.01%), NASDAQ Composite (4,017.75, up 0.58%), and Dow Jones Indust... (16,072.80, up 0.00%). The sports section shows 'Scores Yahoo Sports' with a table of game results: NBA (BKN 101 - 89 TOR, 3:13 4th), NBA (ORL 85 - 73 ATL, 11:45 4th), and NHL (ANH 1 - 0 DAL, 9:26 2nd). The system tray at the bottom right shows the date '오전 11:22 2013-11-27' and various system icons.

Share Area Selection

- Full Desktop
- Select Display (Dual Screen)
- Rectangle Area
- Application

Sharing area

Full desktop
 Select display
 Rectangular area
 Application

Name	Title
smp	Sharing area
chrome	Yahoo - Google Chrome

Apply Cancel

Yahoo! Search My Yahoo Sign In Mail

Home Mail News Sports Finance Weather Games Groups Answers Screen Flickr Mobile More

Friday 44° 37°

Quotes Yahoo Finance

S&P 500	1,802.75	↑	0.01%
NASDAQ Composite	4,017.75	↑	0.58%
Dow Jones Indust...	16,072.80	↑	0.00%

Enter company/ticker

Markets My Portfolio

Scores Yahoo Sports

NBA	BKN 101 - 89 TOR	3:13 4th
NBA	ORL 85 - 73 ATL	11:45 4th
NHL	ANH 1 - 0 DAL	9:26 2nd

Find team

Live Results Coming Up My Teams

Flickr See more popular photos on Explore

Travel Dating More Yahoo Sites

ADVERTISEMENT TransUnion. Try credit monitoring & get your Free Score from the Trusted Source.

Taylor Swift Stuns in Crystal Gown at Winter Whites Gala With Prince William: Pictures Taylor Swift stunned in a crystal gown at the Nov. 26 Winter Whites Gala, where she met Prince William -- see a picture! Us Weekly

Khloe Kardashian Could Be O.J. Simpson's Daughter, Claims His Manager The old rumor that O.J. Simpson is Khloe Kardashian's biological father has reared its ugly head again, as the former professional football player's manager, Norman Huffington Post

Frankie Muniz Suffers Another Mini-Stroke Frankie Muniz has another health scare as he suffers a second mini-stroke within a year. Splash News

Driver offended by "WH0 R8X" license plate A Missouri driver did not appreciate the message she saw on the state issued license plate that she recently received. Odd News

49ers linebacker Ahmad Brooks on Robert Griffin III: 'He shouldn't be playing' San Francisco 49ers linebacker Ahmad Brooks said what we all have been thinking, but few were willing to deliberate. Washington quarterback Robert Griffin III Shutdown Corner

실명 >> KO A 漢 11:22 2013-11-27

Smart Meeting Place™

Full Screen Desktop Share – Panels

The screenshot shows a Windows desktop environment with a Yahoo! browser window open. The desktop has various icons on the left, including a trash can, photoWO..., Daum, UltraVNC Server, FileZilla Client, UltraVNC Viewer, Microsoft LifeCam, 알드라이브, MobaXterm Personal..., Mozilla Firefox, V3 Lite, WeVO Air 11n USB..., 카카오톡, and console.reg. The taskbar at the bottom shows the Start button, several application icons, and the system tray with the date and time (2013-11-27, 11:23).

The Yahoo! browser window displays the homepage with a search bar, navigation links (Home, Mail, News, Sports, Finance, Weather, Games, Groups, Answers, Screen, Flickr, Mobile, More), and a main content area with news articles. A mouse cursor is positioned over the browser window.

Three panels are overlaid on the right side of the desktop, each highlighted with a red border and a yellow callout box:

- Video panel:** Shows a grid of video thumbnails from a meeting.
- Participants panel:** Lists meeting participants with their names and status icons. The list includes jinsuk Choi, David choe, Miranda Kerr, and Michael jackson.
- Chatting panel:** Shows a chat window with a message from jinsuk Choi: "What's the subject of this meeting?" and a response: "It may be workbench design review."

Index	Value	Change	% Change
S&P 500	1,802.75	↑	0.01%
NASDAQ Composite	4,017.75	↑	0.58%
Dow Jones Indust...	16,072.80	↑	0.00%

League	Team 1	Score	Team 2	Score	Time
NBA	BKN	101	TOR	89	3:13 4th
NBA	ORL	85	ATL	73	11:45 4th
NHL	ANH	1	DAL	0	9:26 2nd

Smart Meeting Place™

Full Screen Desktop Share – Video only

The image shows a Windows desktop environment with a Yahoo! browser window open. The browser displays the Yahoo! homepage with various news articles, weather information for Incheon, and financial and sports scores. A red-bordered video panel is overlaid on the right side of the browser window, showing a meeting with four participants. A yellow speech bubble points to this panel with the text "Video panel".

Video panel

Yahoo! News Articles:

- Couple Has An Open Marriage So Complicated, It's Hard To Keep Track**
Michael loves his wife, Kamala. Michael also likes his 27-year-old girlfriend, Rachel. So six months ago, Kamala decided to do whatmost wives would never even
Huffington Post
- Dermatologists Say It's Better Than a Facelift**
Women everywhere are saving thousands of dollars on plastic surgery by reducing the appearance of wrinkles from the comfort of their own home.
LifeCell™ Skin Care Sponsored
- Taylor Swift Stuns in Crystal Gown at Winter Whites Gala With Prince William: Pictures**
Taylor Swift stunned in a crystal gown at the Nov. 26 Winter Whites Gala, where she met Prince William -- see a picture!
Us Weekly
- Khloe Kardashian Could Be O.J. Simpson's Daughter, Claims His Manager**
The old rumor that O.J. Simpson is Khloe Kardashian's biological father has reared its ugly head again, as the former professional football player's manager, Norman
Huffington Post
- Frankie Muniz Suffers Another Mini-Stroke**
Frankie Muniz has another health scare as he suffers a second mini-stroke within a year.
Splash News
- Driver offended by "WH0 R8X" license plate**
A Missouri driver did not appreciate the message she saw on the state issued license plate that she recently received.
Odd News
- 49ers linebacker Ahmad Brooks on Robert Griffin III: 'He shouldn't be playing'**
San Francisco 49ers linebacker Ahmad Brooks said what we all have been thinking, but few were willing to deliberate. Washington quarterback Robert Griffin III
Shutdown Corner

Weather (Incheon): 37°F Light Rain

Quotes Yahoo Finance:

S&P 500	1,802.75	↑	0.01%
NASDAQ Composite	4,017.75	↑	0.58%
Dow Jones Indust...	16,072.80	↑	0.00%

Scores Yahoo Sports:

NBA	BKN 101	TOR 89	3:13 4th
NBA	ORL 85	ATL 73	11:45 4th
NHL	ANH 1	DAL 0	9:26 2nd

System Tray: 11:26 AM, 2013-11-27

Smart Meeting Place™

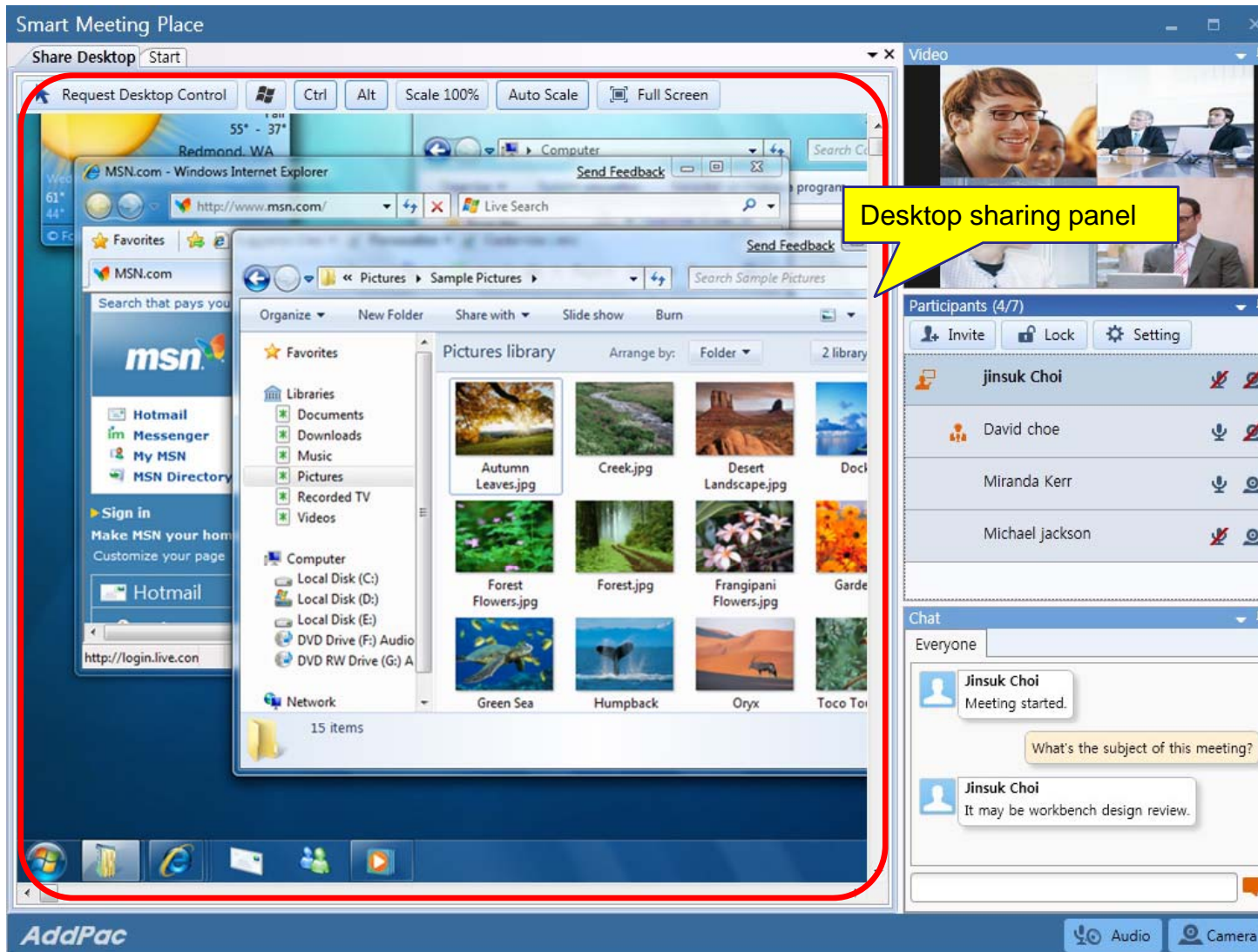
Window Mode - Panels

The screenshot displays the Smart Meeting Place interface in window mode. The main window is titled "Smart Meeting Place" and contains several panels:

- Meeting information area:** Located at the top left, it displays meeting details: Meeting Name: UI Design Seminar, Host: jinsuk Choi, Room Number: 5050, Start Datetime: 2013.08.27 10:00, and Duration: 04:25 (1hour 30min). An "Invite" button is also present.
- Video panel:** Located at the top right, it shows a grid of video feeds for participants.
- Participants panel:** Located below the video panel, it lists participants: jinsuk Choi, David choe, Miranda Kerr, and Michael Jackson, with icons for mute and video off.
- Chatting panel:** Located at the bottom right, it shows a chat window with messages from Jinsuk Choi: "Meeting started." and "It may be workbench design review." A question "What's the subject of this meeting?" is also visible.
- Audio and Video controls:** Located in the bottom left, they include "Audio" (Join voice chatting or configure microphone & speaker) and "Video" (Share video with participants or configure camera).
- Desktop sharing:** Located in the bottom left, it includes a "Share Desktop" button and the text "Start desktop share with people who participates in the meeting."

The interface also features a bottom bar with the "AddPac" logo and "Audio" and "Camera" icons.


Smart Meeting Place™ Window Mode – Desktop Share





Smart Meeting Server





Smart Meeting Server






HD&Full HD Video Conference Device

HD & Full HD Video Conference Devices

Product		AP-HVC1000	AP-HVC700	AP-HVC600	AP-HVC500
					
Camera Sensor		CMOS	CCD	CMOS	CCD
Optical Zoom		x10	x18	x10	x18
Video Resolution		Full HD : 720P, 1080i	HD : 720P(1280x720)	Full HD : 720P, 1080i	HD :720P(1280x720)
Channel One(1)	Video Input	Built-in Full HD Camera	Built-in HD Camera	Built-In Full HD Camera, Composite, HD-SDI, RGB, HDMI	Built-In HD Camera, Composite, HD-SDI, RGB, HDMI
	Video Output	Composite, Component, HDMI	Composite, Component, HDMI	Composite, Component, HDMI	Composite, Component, HDMI
	Audio Input	Stereo RCA Type	Stereo RCA Type	Stereo RCA Type	Stereo RCA Type
	Audio Output	RCA Type Audio (L,R)	RCA Type Audio (L,R)	RCA Type Audio (L,R)	RCA Type Audio (L,R)
PTZ Control		N/A	N/A	Support	Support
Channel Two(2)	Video Input	Composite RCA, HD-SDI, RGB, HDMI	Composite RCA, HD-SDI, RGB, HDMI	N/A	N/A
	Video Output	Composite, Component, HDMI	Composite, Component, HDMI		
	Audio Input	Stereo RCA Type	Stereo RCA Type		
	Audio Output	RCA Type Audio (L,R)	RCA Type Audio (L,R)		
	PTZ Control	Support	Support		
LAN		One(1) 10/100M Ethernet	One(1) 10/100M Ethernet	One(1) 10/100M Ethernet	One(1) 10/100M Ethernet
Power		External Power Adaptor	External Power Adaptor	External Power Adaptor	External Power Adaptor

HD & Full HD Video Conference Devices

Product	AP-HVC200	AP-HVC300
		
Sensor	CCD	CMOS
Optical Zoom	x18	x10
Video Resolution	HD 720P(1280x720)	Full HD 720P, 1080i
Video Output	HDMI Component, RCA	HDMI, Component, RCA
Audio Out	Stereo Left, Right RCA Out	Stereo Left, Right RCA Out
Audio In	MIC/Audio In, 3.5mm Audio Input	MIC/Audio In, 3.5mm Audio Input
LAN	One(1) 10/100M Ethernet	One(1) 10/100M Ethernet
Power	External Power Adaptor	External Power Adaptor



SD Video Conference




SD Video Conference Devices

Product		AP-SVC700	AP-SVC500	AP-SVC200
				
Camera Sensor		CCD	CCD	CCD
Optical Zoom		x27	x27	x27
Codec Video Resolution		SD (D1, VGA)	SD(D1, VGA)	SD(D1, VGA)
Display Video Resolution		HD	HD	HD
Channel One(1)	Video Input	Built-in SD Camera	Built-In SD Camera or Composite	Built-In SD Camera
	Video Output	Composite, Component, HDMI	Composite, Component, HDMI	Composite, Component, HDMI
	Audio Input	Stereo RCA Type	Stereo RCA Type	Stereo RCA Type
	Audio Output	RCA Type Audio (L,R)	RCA Type Audio (L,R)	RCA Type Audio (L,R)
	External PTZ Control	N/A	Support	N/A
Channel Two(2)	Video Input	Composite RCA, RGB, HDMI	N/A	N/A
	Video Output	Composite, Component, HDMI		
	Audio Input	Stereo RCA Type		
	Audio Output	RCA Type Audio (L,R)		
	External PTZ Control	Support		
LAN		One(1) 10/100M Ethernet	One(1) 10/100M Ethernet	One(1) 10/100M Ethernet
Power		External Power Adaptor	External Power Adaptor	External Power Adaptor



Full HD Video Conference Codec





Full HD Video Conference Codecs


Product		AP-HCC2000	AP-HCC1000	AP-HVC500
				
Video Resolution		720P, 1080i(60), 1080p(30)	720P, 1080i(60), 1080p(30)	720P, 1080i(60), 1080p(30)
Channel One(1)	Video Input	Composite RCA, HD-SDI, HDMI	Composite RCA, HD-SDI, HDMI	Composite RCA, HD-SDI, RGB, HDMI
	Video Output	Composite RCA, Component, HDMI	Composite RCA, Component, HDMI	Composite RCA, Component, HDMI
	Audio Input	Stereo RCA Type	Stereo RCA Type	Stereo RCA Type
	Audio Output	RCA Type Audio (L,R)	RCA Type Audio (L,R)	RCA Type Audio (L,R)
	PTZ Control	Support, RS232C	Support, RS232C	Support
Channel Two(2)	Video Input	Composite RCA, HD-SDI, RGB, HDMI	Composite RCA, HD-SDI, RGB, HDMI	N/A
	Video Output	Composite RCA, Component, HDMI	Composite RCA, Component, HDMI	
	Audio Input	Stereo RCA Type	Stereo RCA Type	
	Audio Output	RCA Type Audio (L,R)	RCA Type Audio (L,R)	
	PTZ Control	Support, RS232C	Support, RS232C	
Video MCU		4-Party Video MCU	N/A	N/A
LAN		One(1) 10/100/1000M Gigabit Ethernet	One(1) 10/100/1000M Gigabit Ethernet	One(1) 10/100/1000M Gigabit Ethernet
Power		External Power Adaptor	External Power Adaptor	External Power Adaptor



HD Video Conference Cameras

HD Cameras for Video Conference

Product	AP-HDC50	AP-HDC100	AP-HDC200	AP-HDC300	AP-HDC350
					
Sensor	CCD	CMOS	CCD	CMOS	CMOS
Optical Zoom	x18	x10	x18	x10	x20
Video Resolution	HD 720P(1280x720)	Full HD 720P, 1080i	HD 720P(1280x720)	Full HD 720P, 1080i	Full HD 720P, 1080i, 1080p
Video Output	HDMI, HD-SDI, Component, RCA	HDMI, HD-SDI, Component, RCA	HDMI, HD-SDI, Component, RCA	HDMI, HD-SDI, Component, RCA	HDMI, HD-SDI, Component, RCA
PTZ Control	Support	Support	Support	Support	Support
PTZ Control Interface	RS232/RS485	RS232/RS485	RS232/RS485	RS232/RS485	RS232/RS485
Power	External Power Adaptor	External Power Adaptor	External Power Adaptor	External Power Adaptor	External Power Adaptor



AP-MP100

Acoustic Echo Canceller MIC

Main Features

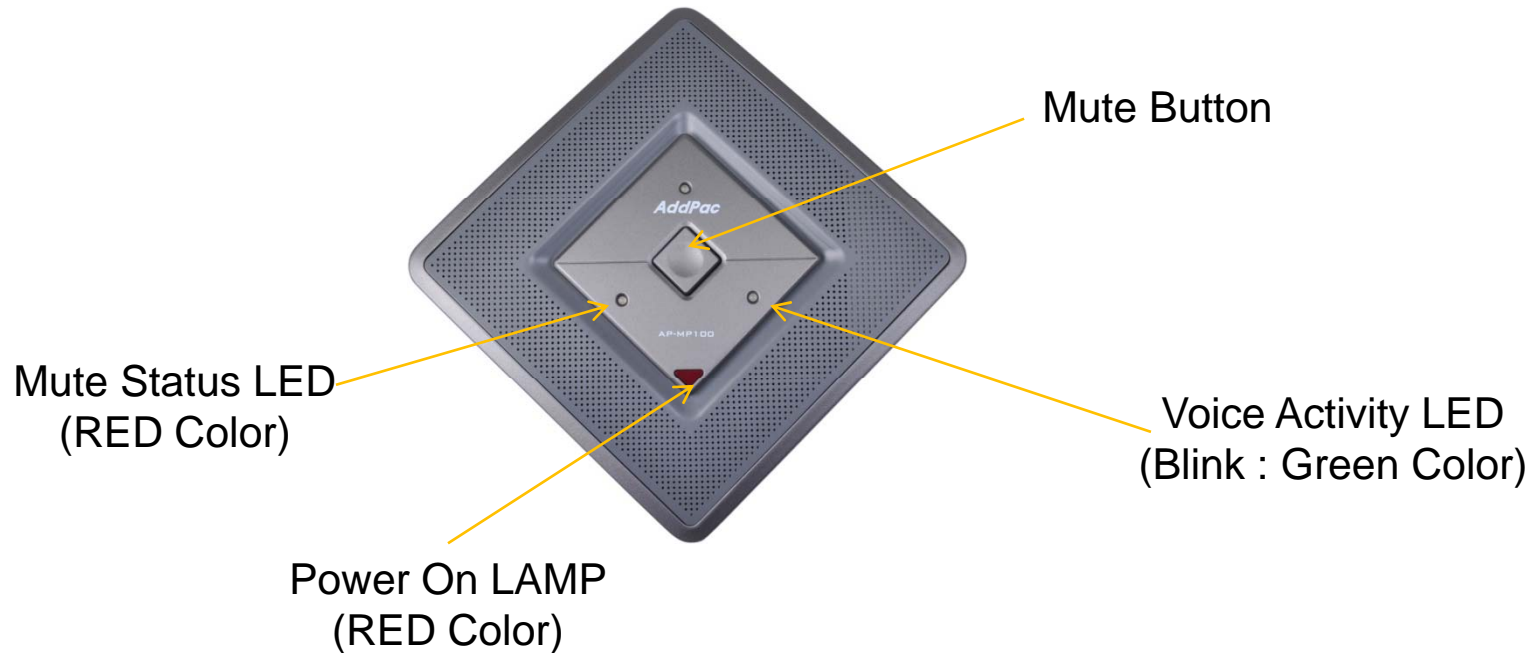
- Acoustic Echo Canceller Micro Phone Solution for Video Conference
- Wide band(16bits, 16kHz sampling) operation
- Support CNG(comport noise generation) to generate white noise
- Support double talk
- Noise reduction algorithm
- Support HDMI speaker mode & analog speaker mode
- S/W upgrade by y-modem protocol via RS232C
- Support CLI(Command Line Interface) to configure AEC parameters
- Voice Activity Detection
- Mute button
- Status LED (Mute, Active)
- Compact Design & Die Casting
- Power On/Off Switch

Hardware Specification

- DSP based Acoustic Echo Canceller Hardware Architecture
- Status LED (Mute, Active)
- Audio Mute Key Support
- RS232C based Firmware Upgrade Architecture
- Compact Design & Die Casting
- Power On/Off Switch
- MIC Interface
 - Power Input
 - Audio Output



Hardware Specification





Thank you!

AddPac Technology Co., Ltd.
Sales and Marketing

Phone +82.2.568.3848 (KOREA)

FAX +82.2.568.3847 (KOREA)

E-mail sales@addpac.com