

AP-HIC350

Full HD IP Camera

High-performance Network DVR Solution



Preliminary Product Overview

(Without notice, following described technical spec. can be changed)

AddPac

AddPac Technology

Sales and Marketing

www.addpac.com

Contents

- Product Overview
- Product Highlight
- Hardware Specification
- Software Service
- NVR Server Interworking
- RTSP Message Flow Diagram
- IP Camera Interworking Diagram
- Network DVR Components
- Application Service
- Ordering Information



Product Overview

AP-HIC350 Full HD IP Camera

- High-End Programmable DSP Hardware Architecture
- High-Performance HD IP Camera Features
- High Quality H.264 High Profile Video Encoder Support
- Speed PAN/TILT Camera Service Features
- Optical 20 x Zoom Camera
- Up to 1920 x 1080 Resolution
- RTSP Streaming Service Protocol Support
- Powerful Management and User Friendly Features
- Fault Tolerant and Scalability Architecture
- Firmware Upgradeable Architecture
- Network Interface
 - One(1) 10/100M Fast Ethernet Interface
- MIC In Interface for Audio Recording
- Audio Out Interface for Broadcasting, Announcement
- CVBS Interface for External Video Monitoring

Product Highlights

AP-HIC350 Full HD IP Camera

**Next Generation
Full HD IP Camera**

**Embedded System for
Stability**

**High-End Programmable DSP
Hardware Architecture**

**Up to Full HD(1920x1080)
Video Resolution**

**High Quality H.264 Video
Encoder Features**

**Firmware Upgradeable
Architecture**

**Speed PAN/TILT Dome Camera
Service Features**

**APOS™ Technology
Multimedia Network Protocol**

Optical 20 x Zoom Video Camera

**MIC In, Audio Out Interface for
Audio Recording ,Broadcasting Service**

**One(1) 10/100Mbps
Fast Ethernet Interface,
IO Interface (2 Alarm, 1 Relay)**

**RTSP Streaming
Protocol Support for NVR Service**

AddPac

www.addpac.com

Hardware Specification

AP-HIC350 Full HD IP Camera

High-End
RISC+
VP

- RISC + Video Processor Computing Power
- Main Chassis
 - Network Interface
 - One(1) 10/100 Fast Ethernet
 - One(1)-Port RS232C Port for CLI, Debug
 - Audio Interface
 - One(1) Audio 3.5mm Stereo Input Channel
 - Two(2) Audio RCA Output Channel (Left, Right)
 - Two-Way
 - CVBS Video Out Interface
 - I/O Interface
 - 2 Alarm Input, 1 Relay
 - Speed PAN/TILT Features
 - PAN : 360 Degree Endless
 - TILT : 90+ Degree



Hardware Specification

AP-HIC350 Full HD IP Camera

High-End
RISC+
VP

- Camera Specification
 - High-end 1/2.8-type “Exmor” CMOS Camera Sensor
 - 3.27 Mega Pixels
 - HD : 1080p/29.97, 1080p/25, 1080i/59.94, 1080i/50, 720p/59.94, 720p/50, etc
 - Auto Focus 20 x Optical Zoom, 12 x Digital Zoom
 - Auto ICR Function
 - Noise Reduction

Hardware Specification

AP-HIC350 Full HD IP Camera



Front Side

Hardware Specification

AP-HIC350 Full HD IP Camera

Back Side





AddPac

RS232C Interface
www.addpac.com

Software Service

AP-HIC350 Full HD IP Camera

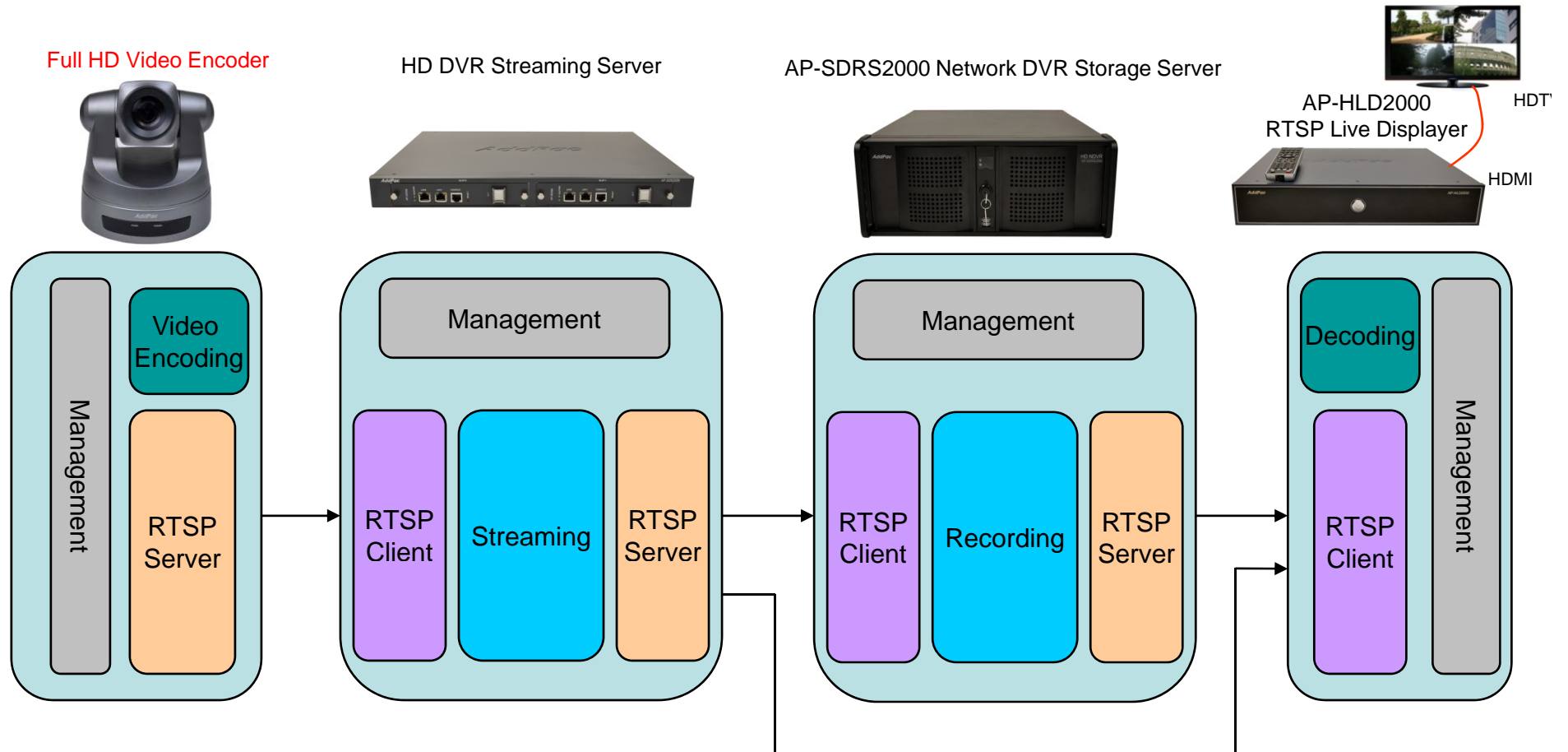
- Built-in AddPac APOS Internetworking Software
 - Scalability, Functionality, and Stability Features
 - Advanced Standalone DVR Recording & Streaming Features
 - QoS Control Features
- Firmware Upgradeable Architecture
- Industry Standard Network Protocol Features
- Highly User Friendly Management Features
 - Smart DVR Manager



NVR Storage Server Protocol Block Diagram

AP-HIC350 Full HD IP Camera

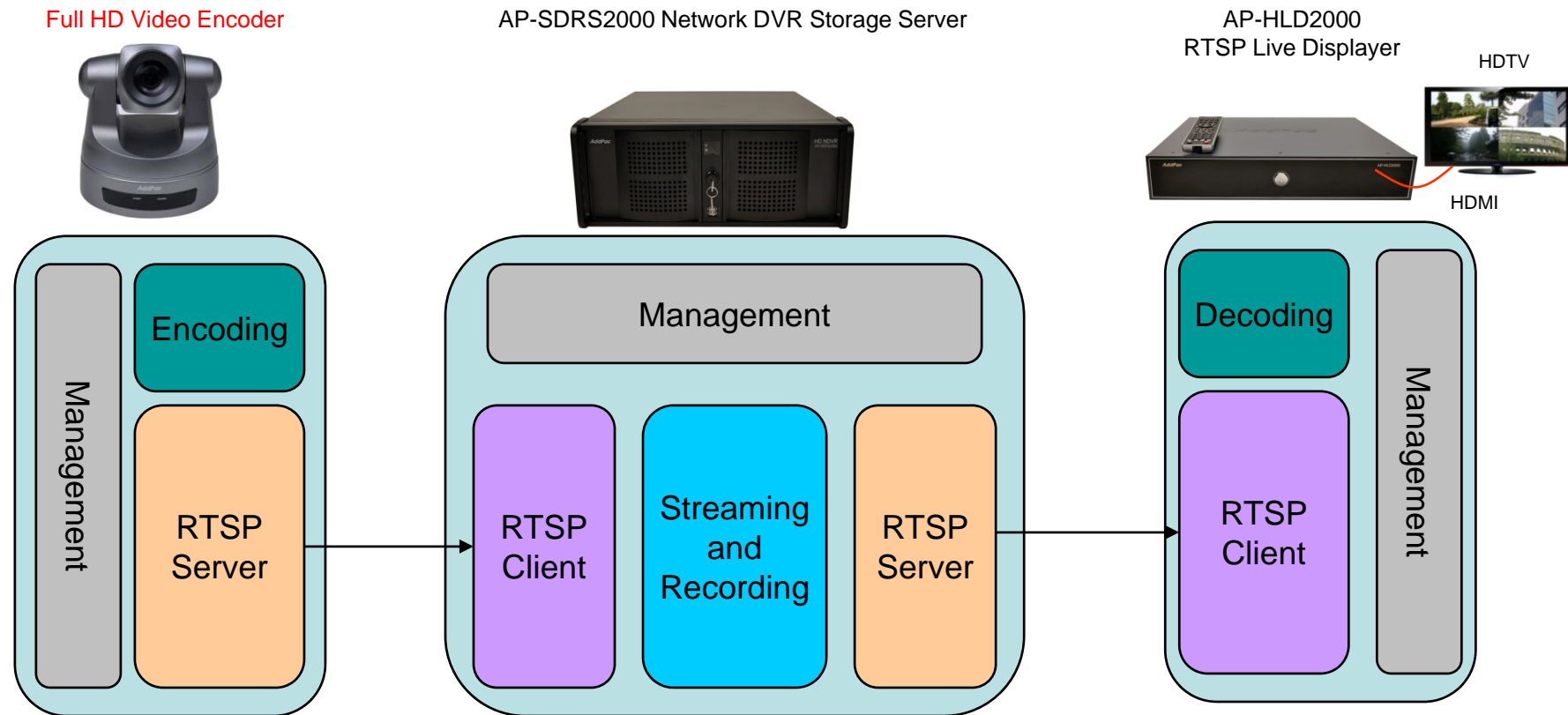
Medium & Large Scale Network DVR Solution



NVR Storage Server Protocol Block Diagram

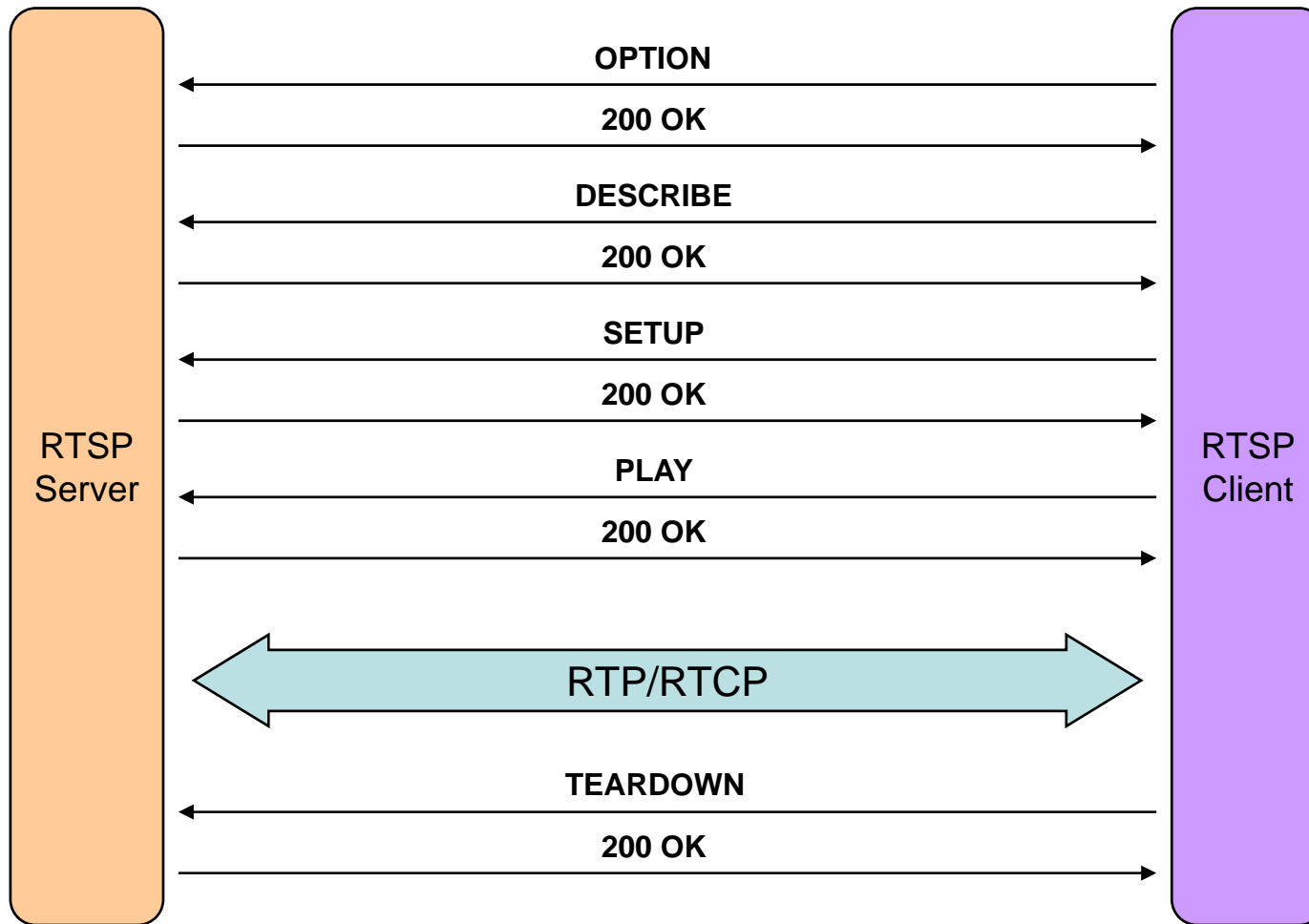
AP-HIC350 Full HD IP Camera

Small Scale Network DVR Solution (All in One)



Basic RTSP Message Flow

AP-HIC350 HD IP Camera

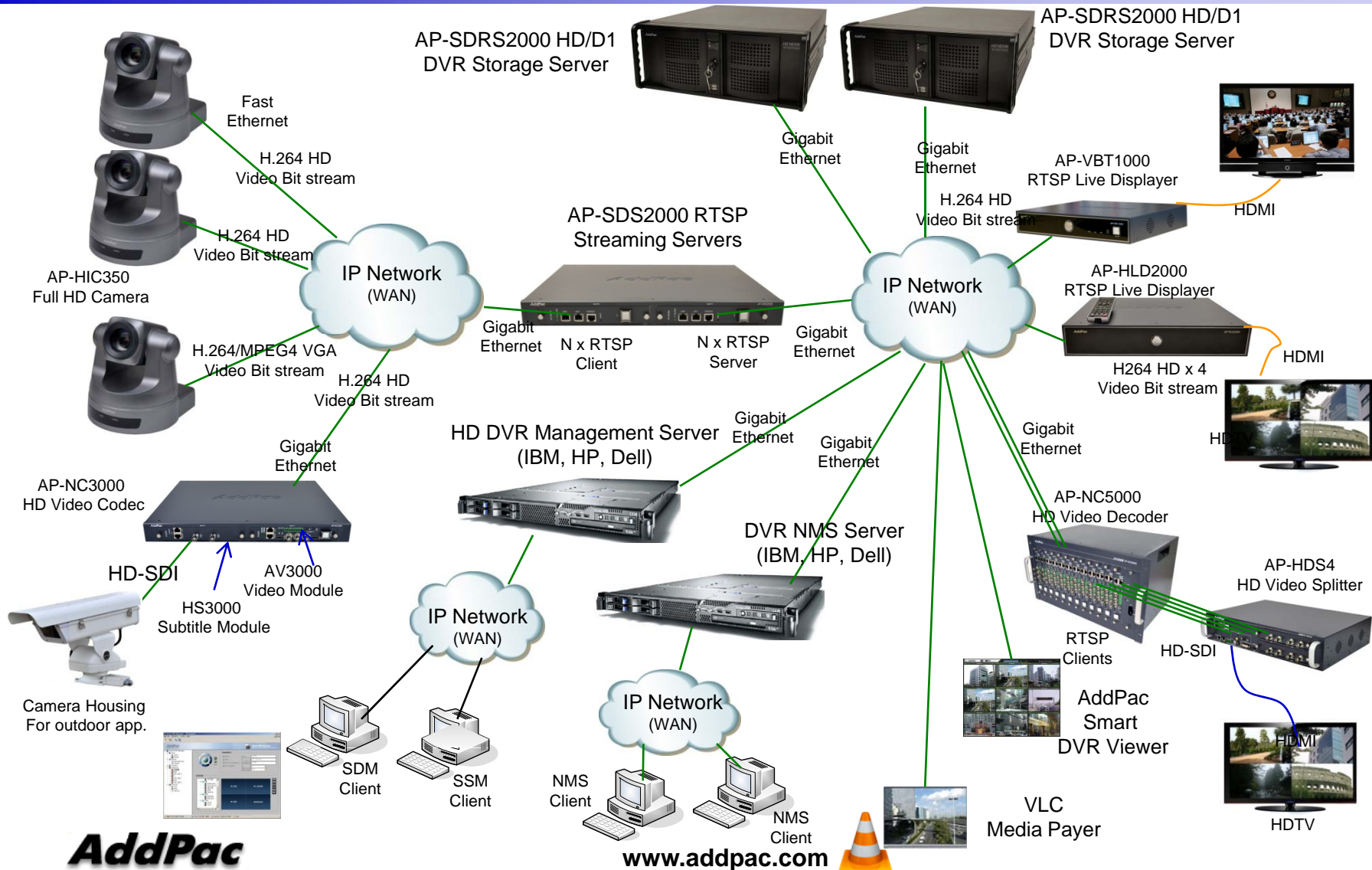




IP Camera Interworking

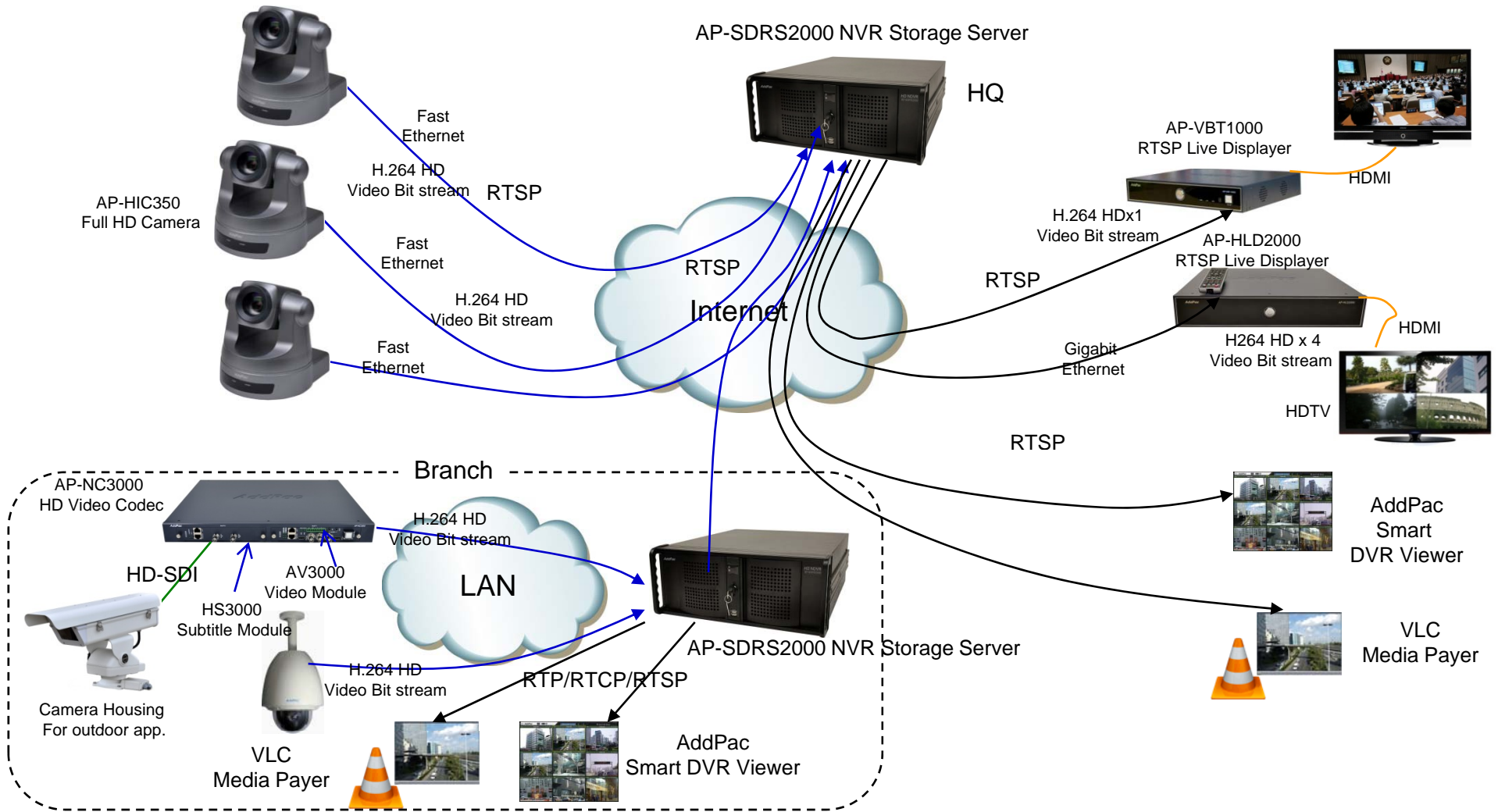
IP Camera Interworking Diagram (Large Scale)

AP-HIC350 HD IP Camera



IP Camera Interworking Diagram (Small Scale)

AP-HIC350 Full HD IP Camera





HD NVR Storage Solution Component Features



AP-SDRS2000 HD NVR Storage Server

Product Overview

AP-SDRS2000 HD NVR Storage Server

- High-Performance HD/D1 Network DVR Features
- Linux Operating System (Option : Window Version)
- H.264 Video Codec BP/MP/HP
- Full HD, HD, D1 Video Resolution Support
- HD Video Recording and Streaming Service
- Smart DVR Viewer Support (MS-Window S/W)
- Smart DVR Manager Support (MS-Window S/W)
- File Back Manager Support (MS-Window S/W)
- Powerful Management and User Friendly Features
- High-performance Audio and Video Service
- Firmware Upgradeable Architecture
- Up to 4 x 3.5Inch Hard Disk (SATA Type, 2Tera Byte Support)
- One(1) DVD Writer for Video File Backup
- One(1) 10/100/1000Mbps Gigabit Ethernet Interface
- USB Interface Support (Front Side, Back Side)

Hardware Specification

AP-SDRS2000 HD NVR Storage Server

High End
Processor


- High Performance Computing Power
- Main Chassis
 - Network Interface
 - One(1) 10/100/1000Mbps Fast Ethernet
 - Video Output Interface
 - HDMI, DVI, RGB Video Output
 - USB 2.0 Interfaces for Mouse, Keyboard, etc
 - One(1) DVD Writer for Video File Backup
 - Up to Four(4) Hard Disk

Hardware Specification

AP-SDRS2000 HD NVR Storage Server

High End
Processor

AP-SDRS2000 Front Side




Hardware Specification

AP-SDRS2000 HD NVR Storage Server

High End Processor

AP-SDRS2000 Back Side



HD NVR Storage Server Features

- Encoder / Decoder Interface
 - UDP/RTP
 - RTSP (Real Time Streaming Protocol)
- Recording
 - Manual Recording
 - Schedule Based Recording
 - Recording Monitoring
 - Recording Media File Maintenance
- Management
 - Web Based Management
 - Smart DVR Manager (SDM)
 - SNMP (Simple Network Management Protocol)



Smart DVR Manager

Smart DVR Manager Features

- System Management
 - User, Group Management
 - Camera Management
 - Schedule Management
- Recording
 - Recording Start/Stop
 - Recording Media File Searching and Maintenance
 - File Download and Excel Exporting
- Monitoring
 - System Resource Monitoring (CPU, Memory, HDD and etc)
 - Live Session Monitoring
 - Media File Play Session Monitoring

Smart DVR Manager : Main Layout

The screenshot displays the Smart DVR Manager interface. The left sidebar shows a tree view of the system structure for IP 172.16.14.113, including sections for User, Server, Management, Diagnostic, Record, Stream, Camera, Relay, and Session. The main area is divided into several sections:

- Camera Searching:** A search bar at the top left of the main area.
- System User configuration:** A section containing a 'Server Port' field set to 8020.
- Client Session:** A section with two tables: 'Viewer List' (showing 10 User Licensed) and 'Manager List' (showing 5 User Licensed).
- Camera List:** A table listing cameras, with '3층창문_HD' and '옥상_HD' visible.
- Session Monitoring:** A section for monitoring live, play, record, and sequence sessions.
- Login User Monitoring:** A table listing active users and their IP addresses.

User	IP
root	172.16.1.14
root	172.16.1.14
root	172.16.34.2

At the bottom of the interface, the status bar shows the date and time (2010-03-12 오후 3:42:59), the server address and port (172.16.14.113 : 8020), the version (Version 2.1.3723), the current user (root), and the number of viewers and managers (Viewer : 0 Manager : 3).

Smart DVR Manager : Recording File Searching

The screenshot displays the Smart DVR Manager web interface. On the left is a navigation tree for IP address 172.16.14.113, with the 'Record' option selected. The main area shows a 'Record History' table with 3 results. A search bar at the top right contains the text 'Recording File Download' and 'Excel Exporting'. A yellow box labeled 'Recording Media Searching Result' points to the table. The status bar at the bottom shows 'Total 3 results found.' and system information.

CameraNa...	StartTime	EndTime	Duration	URL	Camera Gr...	User ID	Description	Video Size	FPS
옥상_HD	2010-03-1...	2010-03-1...	00:00:00	file/1001v...	/	root	no contents	1280X720	30
옥상_HD	2010-03-1...	2010-03-1...	00:00:10	file/1001v...	/	root	no contents	1280X720	30
옥상_HD	2010-03-1...	2010-03-1...	00:00:39	file/1001v...	/	root	no contents	1280X720	30

2010-03-12 오후 3:44:48 | 172.16.14.113 : 8020 | Version 2.1.3723 | root | Group : 0 Camera : 2 (Active : 2) Seq : 0

Smart DVR Manager : Advanced Recording Searching

Advanced Searching Menu

Advanced Searching

Advanced Searching Rules

Selected Searching Rule Clear

Searching Rule All Clear

CameraNa...	StartTime	EndTime	Duration	URL
목상_HD	2010-03-1...	2010-03-1...	00:00:00	file/100
목상_HD	2010-03-1...	2010-03-1...	00:00:10	file/100
목상_HD	2010-03-1...	2010-03-1...	00:00:39	file/100

Total 3 results found.

2010-03-12 오후 3:44:48 | 172.16.14.113 : 8020 | Version 2.1.3723 | root | Group : 0 Camera : 2 (Active : 2) Seq : 0

Smart DVR Manager : System Monitoring

The screenshot displays the Smart DVR Manager interface for a Stream Server. The main window is titled "Smart DVR Manager - [Stream Server]" and includes a menu bar with "File", "Tool", "Configuration", and "Help". The interface is divided into several sections:

- System Monitor:** This section is highlighted with a blue dashed box and contains four monitoring graphs:
 - CPU Usage:** A gauge showing 0% usage.
 - CPU History:** A line graph showing CPU usage over time.
 - Memory Usage:** A gauge showing 24 MB usage.
 - Memory History:** A line graph showing memory usage over time.
- Disk Monitoring:** This section is highlighted with a yellow box and shows a table of memory usage and a disk usage bar chart.

Memory	Value
Total	964608 KB
Used	25300 KB

IP: 172.16.14.113

HDD: 178.48 GB (46.82 GB used)
- File Manager:** A tree view on the left side of the interface showing the directory structure for the server, including folders for "User", "Server", "Camera", "Relay", "Session", and "Map".

The status bar at the bottom of the window displays the date and time "2010-03-12 오후 3:48:09", the IP address "172.16.14.113 : 8020", the version "Version 2.1.3723", and the current user "root".

Smart DVR Manager : Schedule

User Defined Schedule Lists

Delete Schedule

Weekly and Daily Time Schedule

Add Schedule

Week	0	1	2	3	4	5	6	7	8	9	10	11	12	13	14	15	16	17	18	19	20	21	22	23
Mon																								
Tue																								
Wed																								
Thu																								
Fri																								
Sat																								
Sun																								
Holiday																								

User define Special Day

Special Day	Duration
2010-03-19	00:00-00:00
2010-03-28	00:00-00:00

Set Special Day using calendar

2010-03-12 오후 3:54:03 | 172.16.14.113 : 8020 | Version 2.1.3723 | root | Viewer : 0 Manager : 3



Smart DVR Media Manager

Smart DVR Media Manager Features

- Recording History Searching
- Recording History Management
- Recording File Upload / Download
- Play Recording Media File
- Schedule Backup
- Event History

Smart DVR Media Manager : Main Layout

***Searching and Download/Upload Function about selected Window : Camera Search, Update, File Searching, Download/Upload, Delete, Replay, etc**

Recorded File Searching at Server using Group and Camera Tree

카메라 이름	IP 주소	그룹	설명	녹화시간	진행시간	파일 이름	파일 크기
3층청문_HD	172.16.23.97	/	(null)	2010-03-12 15:4...	00:00:09	2010031206474...	8,890 KB
3층청문_HD	172.16.23.97	/	(null)	2010-03-12 11:4...	00:00:00	2010031202450...	214,637 KB
3층청문_HD	172.16.23.97	/	(null)	2010-03-12 10:0...	00:24:17	2010031201065...	1,424,769 KB
3층청문_HD	172.16.23.97	/	(null)	2010-03-12 10:0...	00:00:00	2010031201025...	90,190 KB
3층청문_HD	172.16.23.97	/	(null)	2010-03-11 17:3...	00:00:00	2010031108373...	286,144 KB

Recorded File Display at Server

Recorded File Searching at Local PC using Group and Camera Tree

카메라 이름	IP 주소	그룹	설명	녹화 시간	진행시간	파일 이름	파일 크기
--------	-------	----	----	-------	------	-------	-------

Recorded File Display at Local PC

2010-03-12 오후 5:21:49 version 1.0.3723 172.16.14.113 : 8020 root Scheduler waiting

Smart DVR Media Manager : Recorded File Upload / Download

The screenshot displays the 'Smart DVR Media Manager' interface. A 'Download' window is open, showing a list of files to be downloaded from a remote database. The window includes a table with columns for file name, recording duration, file size, backup time, and status. Below the table, there are progress bars for file transfer and conversion, along with checkboxes for options like file conversion and deletion after download.

파일 이름	총 시간	파일 크기	녹화시간	상태
20100312064746.pma	00:00:09	8,890 KB	2010-03-12 15:4...	Done
20100312024507.pma	00:00:00	214,637 KB	2010-03-12 11:4...	Downlo...

Recorded File List for File Backup
: File Name, Recording Duration Time, File Size, File Backup Status

Display the File Transfer Progress Status for Backup (Server to Local PC)

Display File Conversion Progress Status : PMA to AVI format (Option), etc

Smart DVR Media Manager : Media Replay

The screenshot displays the AddPac Smart DVR Media Manager software interface. The main window shows a list of recorded files with columns for camera name, IP address, group, description, recording time, playback time, file name, and file size. A yellow callout box points to the VLC media player window, which is playing a recorded file. The VLC window title is "rtsp://172.16.14.113:554/file/1001/video1/20100311054337.pma - VLC 미디어 플레이어". The video content shows a street scene with cars and buildings, with Korean text "경인선 도화-3 (전환중)" overlaid. The VLC interface includes playback controls and a progress bar.

Recorded File Replay
- Recorded File Replay at Server or Local PC using media Player

카메라 이름	IP 주소	그룹	설명	녹화시간	진행시간	파일 이름	파일 크기
옥상_HD	172.17.120.99	/	(null)	2010-03-11 14:4...	00:00:39	2010031105433...	39,052 KB
옥상_HD	172.17.120.99	/	(null)	2010-03-11 14:2...	00:00:10	2010031105252...	10,298 KB
옥상_HD	172.17.120.99	/	(null)	2010-03-11 14:0...	00:00:00	2010031105015...	436 Byte

Smart DVR Media Manager : Media File Attribute

The screenshot shows the 'Smart DVR Manager' interface with a 'Record File Attribute' dialog box open. The dialog displays the following attributes:

속성 이름	값
Record ID	3
Comment	No Comment
Camera GUID	745430054867
Camera Name	육상_HD
Camera Group	/
Camera URL	rtsp://172.16.14.113/1001/video1
Camera IP Address	172.17.120.99
Description	(null)
Video Codec	H264
Video Bandwidth	8192
Resolution	1280*720
FPS	30
Audio Codec	G711A
Audio Bandwidth	8192
SDP	
Start Time	2010-03-11 14:43:37
End Time	2010-03-11 14:44:16
Duration	00:00:39
File Directory	745430054867/2010/03/11/
File Name	20100311054337.pma
File Size	39,052 KB
File URL	file://1001/video1/20100311054337.p...
User	AddPac (root)

A yellow callout box with the text 'Recorded File Attribute Display' points to the dialog box.

Smart DVR Media Manager : Schedule

Schedule Backup Configuration :
Scheduled Backup Configuration for Automatic File Backup
- Start Time, Repetition (Daily, Weekly, Monthly)

Schedule Backup Option
-Backup Duration, File Delete, File Conversion, Camera Setting, etc

Ordering Information

- **AP-HIC350 HD IP Camera Hardware**
 - AP-HIC350 Main Body
 - Including Network Cable Set & Power Supply Cable, etc.
- **Built-in APOS Internetworking Software for AP-HIC350**
- **Including 1 Year Hardware Warranty**
- **Product Documents**
 - Install and Operation Guide (PDF)
- **Pricing**
 - AddPac Technology Regional Sales Manager
 - Authorized Sales and Marketing Representatives
 - Please Contact www.addpac.com



Thank you!

AddPac Technology Co., Ltd.
Sales and Marketing

Phone +82.2.568.3848 (KOREA)

FAX +82.2.568.3847 (KOREA)

E-mail sales@addpac.com